

MANITOBA MARKETS

Hog Prices



March 25, 2025

[Click here for definitions of how data is collected and calculated.](#)

Exchange rates (Friday close)

1 US \$ = C \$1.4348

1 EURO = C \$1.5533

1 Yen = C \$0.00963

[Data source: Bank of Canada](#)

[Click to view the interactive hog dashboards for current and historical charts.](#)

Manitoba Weighted Average Carcass Prices (including premiums and discounts)

All In Weights C\$/100 kg

Week	Week ending date	2025	2024	Change from Previous Week	Change from Previous Year
9	2025-02-28	248.43	221.29	0.2%	12.3%
10	2025-03-07	252.06	222.58	1.5%	13.2%
11	2025-03-14	251.97	224.74	0.0%	12.1%
12	2025-03-21	249.78	228.13	-0.9%	9.5%
Four week average		250.56	224.19	-	11.8%

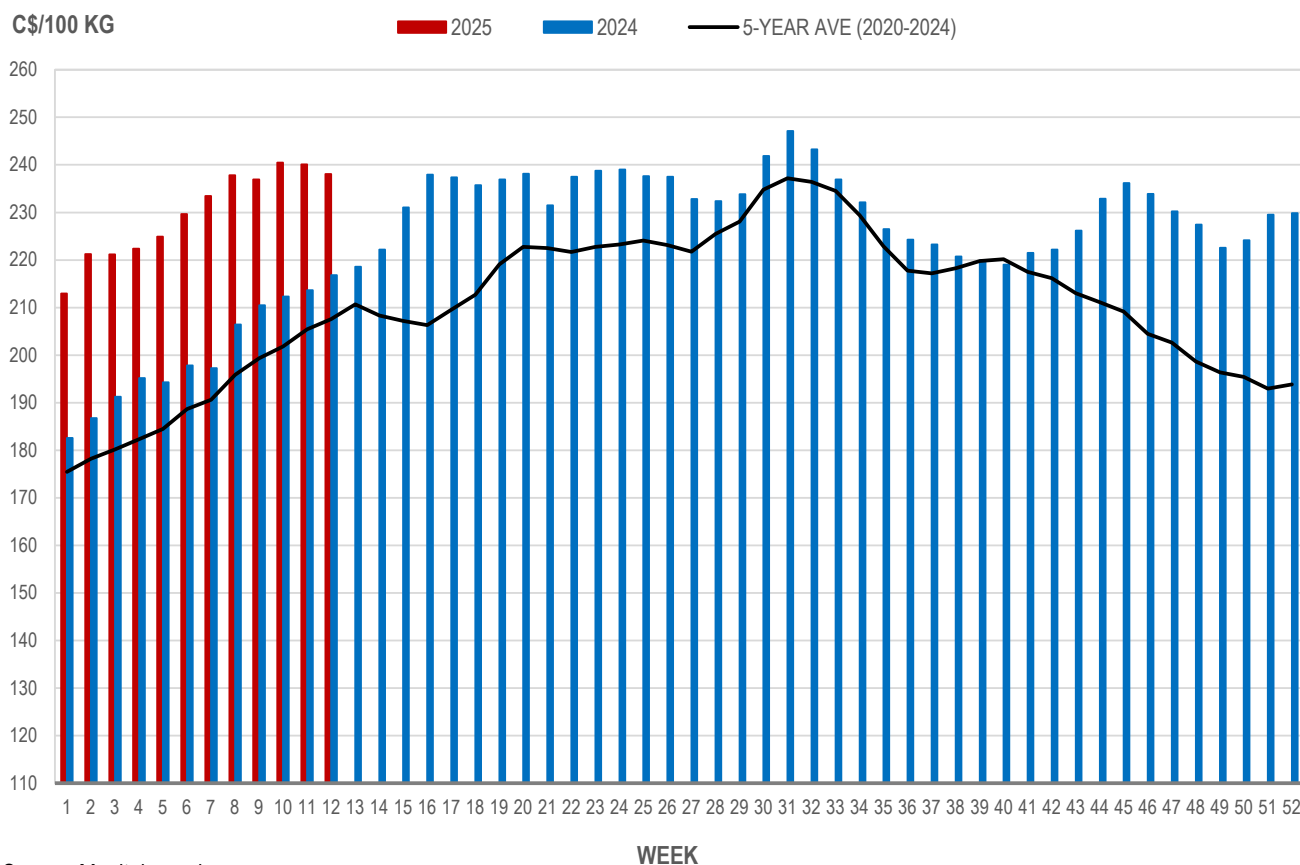
Source: Manitoba major processors.

Index 100, C\$/100 kg

Week	Week ending date	2025	2024	Change from Previous Week	Change from Previous Year
9	2025-02-28	236.91	210.51	-0.4%	12.5%
10	2025-03-07	240.44	212.34	1.5%	13.2%
11	2025-03-14	240.06	213.66	-0.2%	12.4%
12	2025-03-21	238.07	216.81	-0.8%	9.8%
Four week average		238.87	213.33	-	12.0%

Source: Manitoba major processors.

MANITOBA WEIGHTED AVERAGE INDEX 100 HOG PRICES WEEKLY



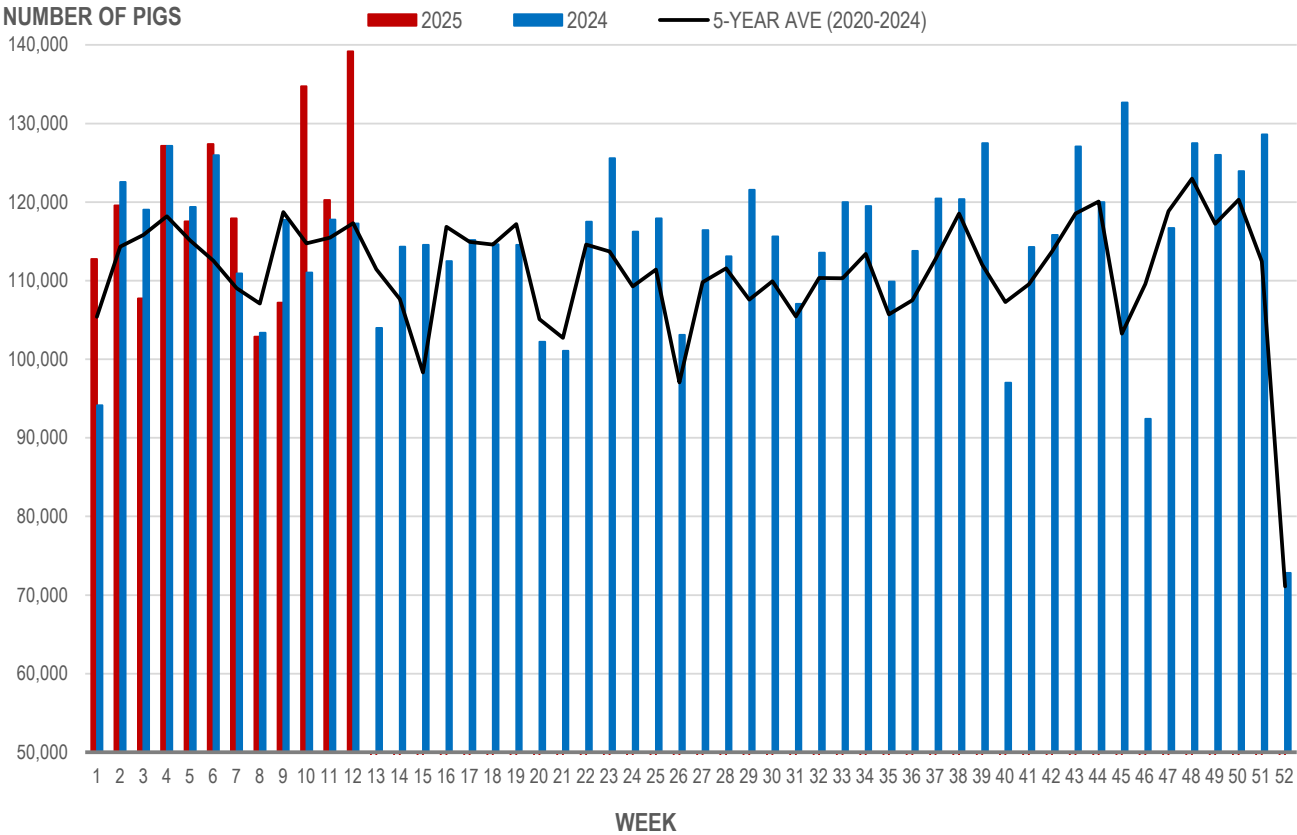
Source: Manitoba major processors

Number of Pigs Processed by Major Processors

Week	Week ending date	2025	2024	Change from Previous Week	Change from Previous Year
9	2025-02-28	107,204	117,744	4.2%	-9.0%
10	2025-03-07	134,725	111,012	25.7%	21.4%
11	2025-03-14	120,251	117,758	-10.7%	2.1%
12	2025-03-21	139,182	117,252	15.7%	18.7%
Four week average		125,341	115,942	-	8.1%

Source: Manitoba major processors.

NUMBER OF PIGS PROCESSED BY MAJOR PROCESSORS WEEKLY



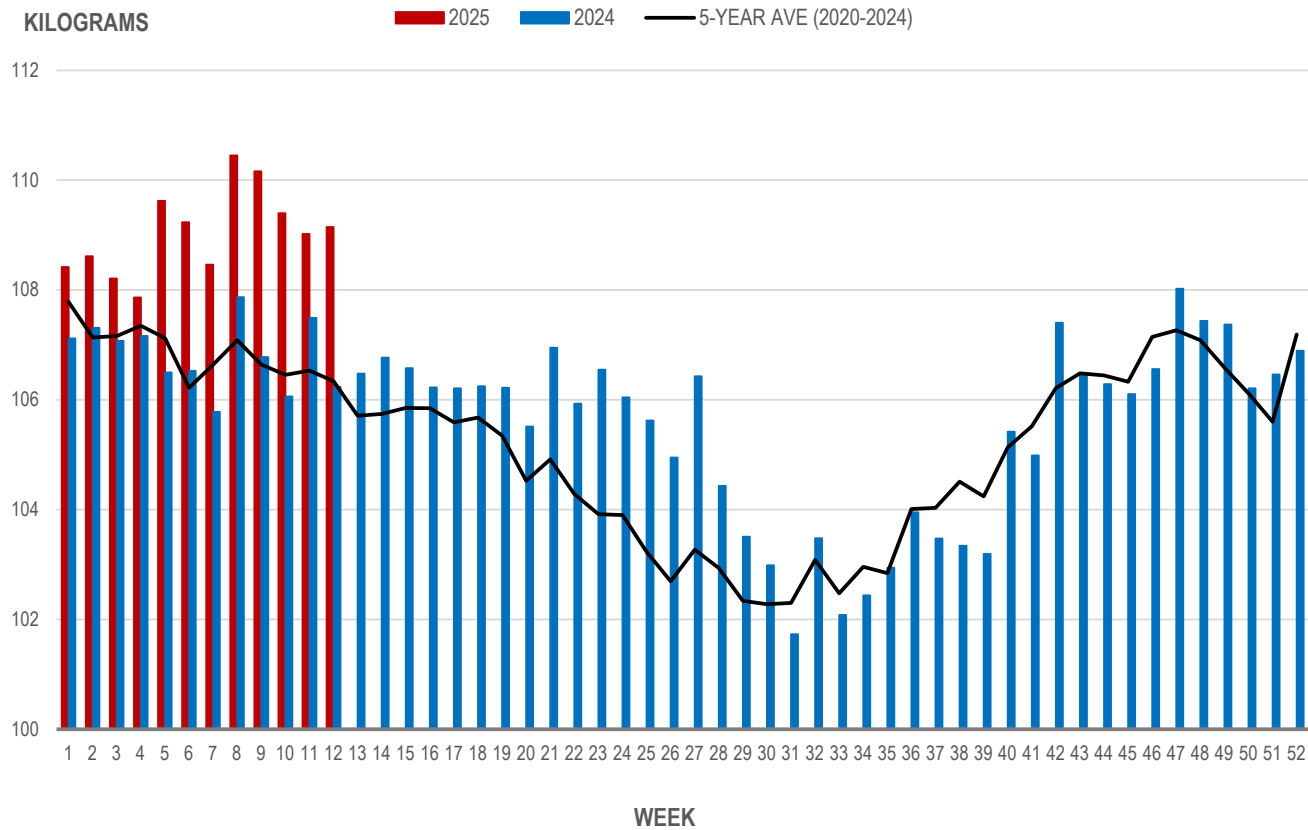
Source: Manitoba major processors

Average Weight of Hogs Processed by Major Processors, Kg

Week	Week ending date	2025	2024	Change from Previous Week	Change from Previous Year
9	2025-02-28	110.16	106.78	-0.3%	-0.3%
10	2025-03-07	109.40	106.06	-0.7%	-0.7%
11	2025-03-14	109.02	107.49	-0.3%	-0.3%
12	2025-03-21	109.15	106.24	0.1%	0.1%
Four week average		109.43	106.64	-	-0.3%

Source: Manitoba major processors.

AVERAGE WEIGHT OF HOGS PROCESSED BY MAJOR PROCESSORS WEEKLY



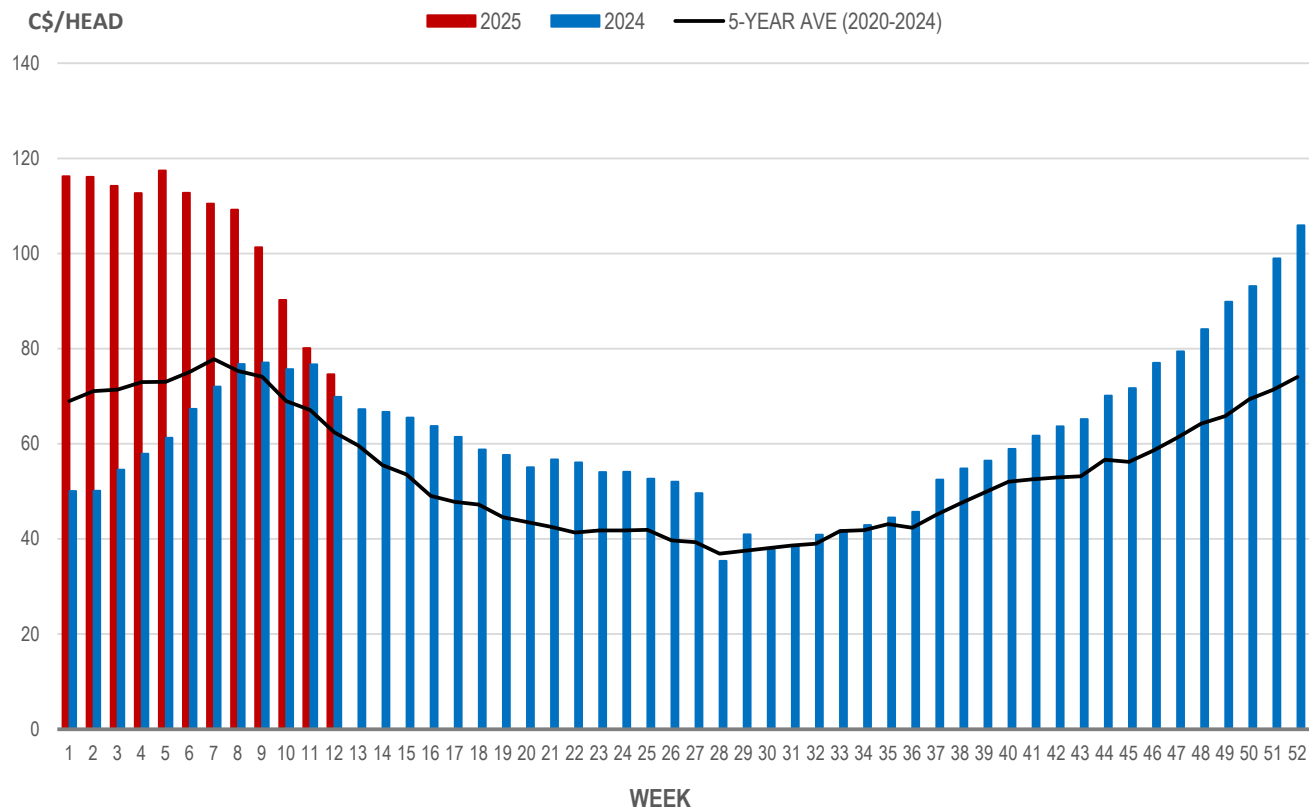
Source: Manitoba major processors

Weaning Pigs (U.S. Total Composite Weighted Average Price per Head)

	Formula and Cash Low, US\$/Head	Formula and Cash High, US\$/Head	Wtd Avg Price, US\$/Head	Wtd Avg Price, C\$/Head
Early Weaned (10-12 lb)	36.00	70.53	52.02	74.64
Feeder Pigs (40 lb)	92.00	115.00	104.53	149.98

Source: USDA, AMS

EARLY WEANED PIGS (U.S. TOTAL COMPOSITE WEIGHTED AVERAGE PRICE PER HEAD) WEEKLY



Source: USDA, AMS

Contact us

- www.manitoba.ca/agriculture/markets-and-statistics/
- Email us at industryintelligence@gov.mb.ca
- Follow us on X @MBGovAg

