

## MANITOBA MARKETS

# Hog Prices



April 1, 2025

[Click here for definitions of how data is collected and calculated.](#)

### Exchange rates (Friday close)

1 US \$ = C \$1.4307

1 EURO = C \$1.5474

1 Yen = C \$0.00952

[Data source: Bank of Canada](#)

[Click to view the interactive hog dashboards for current and historical charts.](#)

### Manitoba Weighted Average Carcass Prices (including premiums and discounts)

#### All In Weights C\$/100 kg

Week	Week ending date	2025	2024	Change from Previous Week	Change from Previous Year
10	2025-03-07	252.06	222.58	1.5%	13.2%
11	2025-03-14	251.97	224.74	0.0%	12.1%
12	2025-03-21	249.78	228.13	-0.9%	9.5%
13	2025-03-28	249.69	229.01	0.0%	9.0%
Four week average		250.88	226.12	-	11.0%

Source: Manitoba major processors.

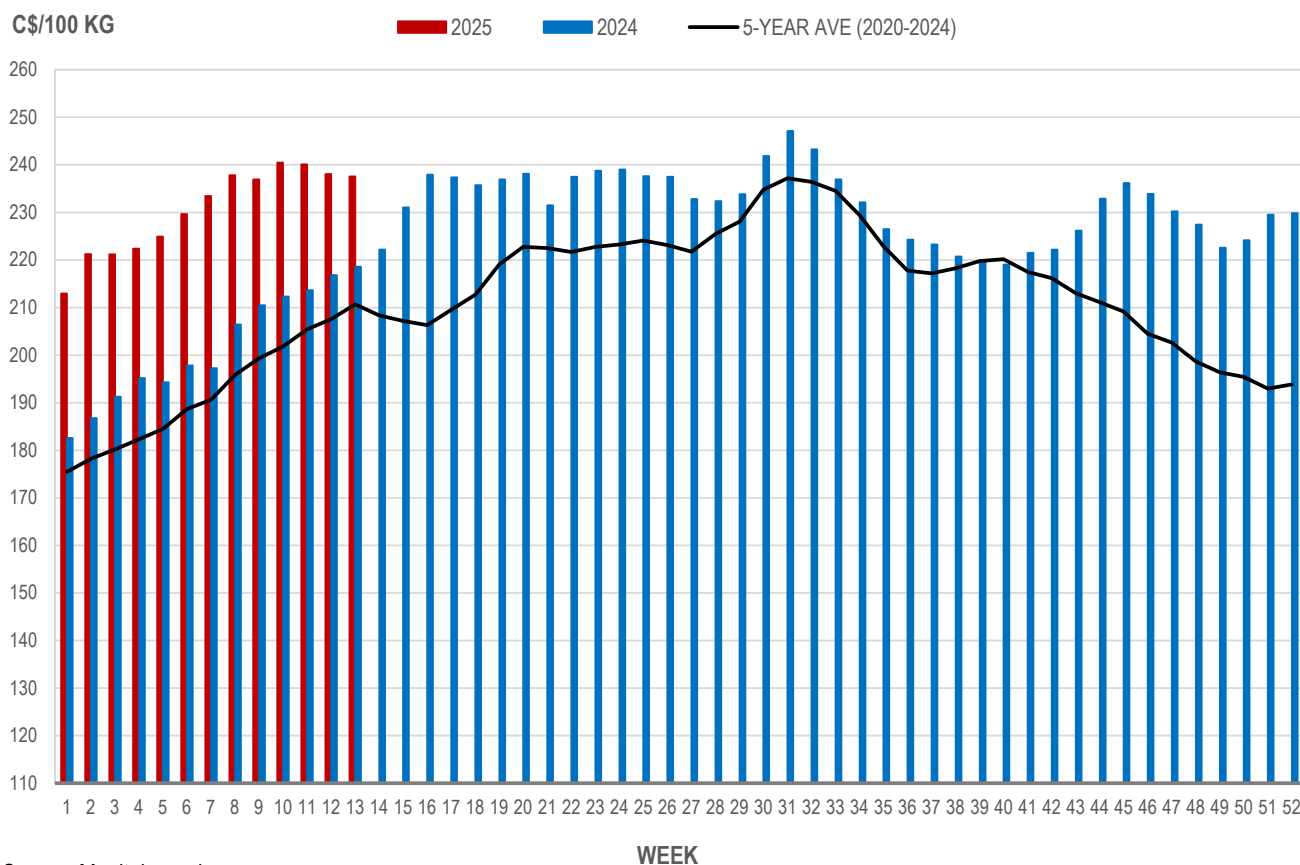


## Index 100, C\$/100 kg

Week	Week ending date	2025	2024	Change from Previous Week	Change from Previous Year
10	2025-03-07	240.44	212.34	1.5%	13.2%
11	2025-03-14	240.06	213.66	-0.2%	12.4%
12	2025-03-21	238.07	216.81	-0.8%	9.8%
13	2025-03-28	237.57	218.58	-0.2%	8.7%
Four week average		239.04	215.34	-	11.0%

Source: Manitoba major processors.

## MANITOBA WEIGHTED AVERAGE INDEX 100 HOG PRICES WEEKLY



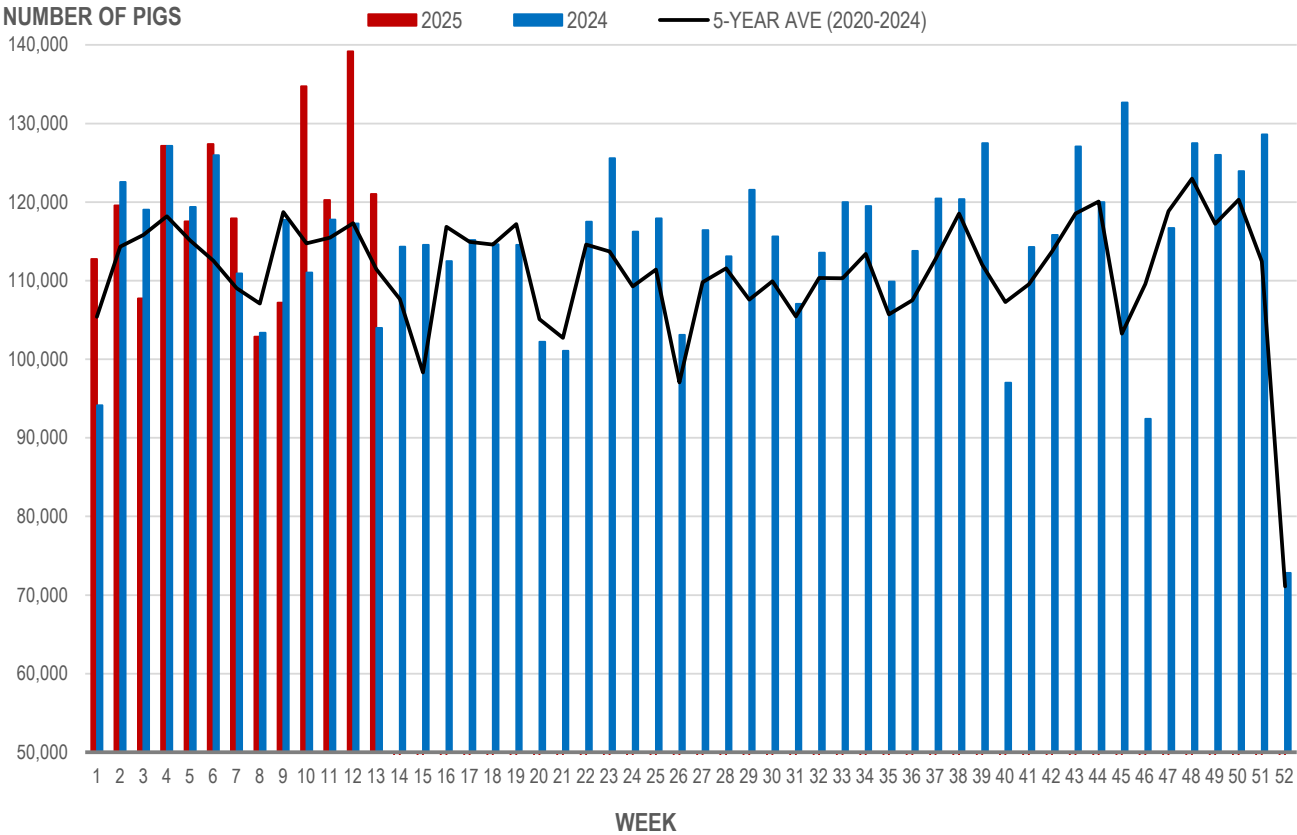
Source: Manitoba major processors

Number of Pigs Processed by Major Processors

Week	Week ending date	2025	2024	Change from Previous Week	Change from Previous Year
10	2025-03-07	134,725	111,012	25.7%	21.4%
11	2025-03-14	120,251	117,758	-10.7%	2.1%
12	2025-03-21	139,182	117,252	15.7%	18.7%
13	2025-03-28	121,003	103,987	-13.1%	16.4%
Four week average		128,790	112,502	-	14.5%

Source: Manitoba major processors.

NUMBER OF PIGS PROCESSED BY MAJOR PROCESSORS WEEKLY



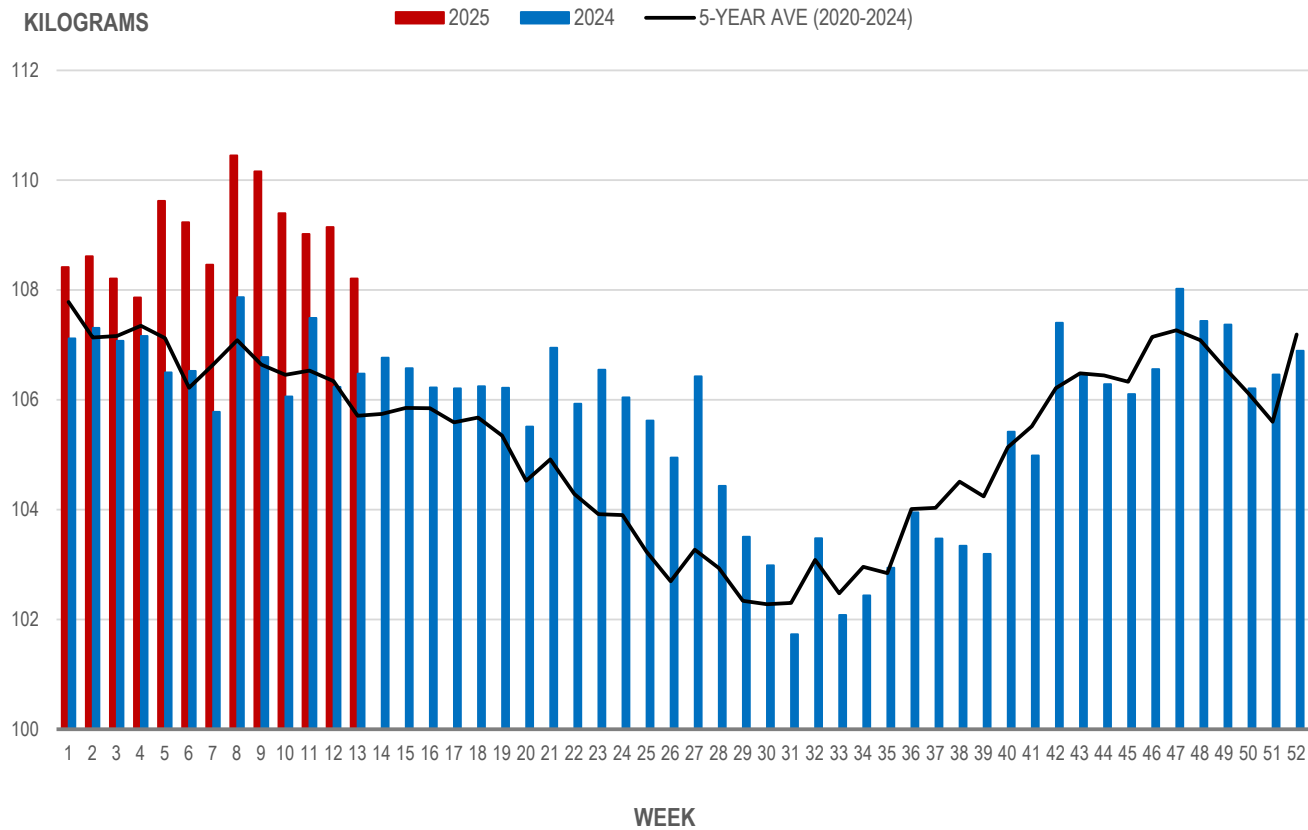
Source: Manitoba major processors

Average Weight of Hogs Processed by Major Processors, Kg

Week	Week ending date	2025	2024	Change from Previous Week	Change from Previous Year
10	2025-03-07	109.40	106.06	-0.7%	-0.7%
11	2025-03-14	109.02	107.49	-0.3%	-0.3%
12	2025-03-21	109.15	106.24	0.1%	0.1%
13	2025-03-28	108.21	106.48	-0.9%	-0.9%
Four week average		108.94	106.57	-	-0.4%

Source: Manitoba major processors.

AVERAGE WEIGHT OF HOGS PROCESSED BY MAJOR PROCESSORS WEEKLY



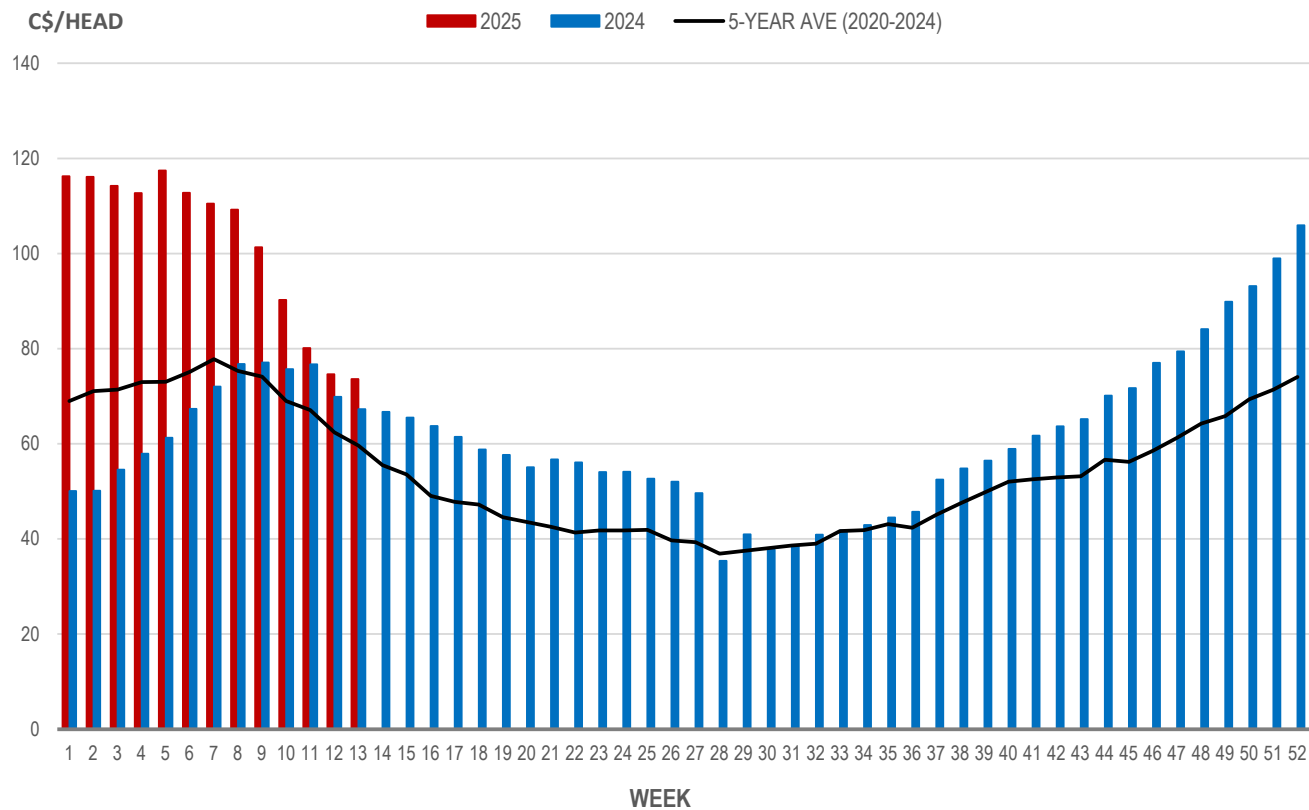
Source: Manitoba major processors

# Weaning Pigs (U.S. Total Composite Weighted Average Price per Head)

	Formula and Cash Low, US\$/Head	Formula and Cash High, US\$/Head	Wtd Avg Price, US\$/Head	Wtd Avg Price, C\$/Head
Early Weaned (10-12 lb)	36.00	65.00	51.44	73.60
Feeder Pigs (40 lb)	88.00	107.00	99.52	142.38

Source: USDA, AMS

## EARLY WEANED PIGS (U.S. TOTAL COMPOSITE WEIGHTED AVERAGE PRICE PER HEAD) WEEKLY



Source: USDA, AMS

### Contact us

- [www.manitoba.ca/agriculture/markets-and-statistics/](http://www.manitoba.ca/agriculture/markets-and-statistics/)
- Email us at [industryintelligence@gov.mb.ca](mailto:industryintelligence@gov.mb.ca)
- Follow us on X @MBGovAg

