

MANITOBA MARKETS

Hog Prices



April 8, 2025

[Click here for definitions of how data is collected and calculated.](#)

Exchange rates (Friday close)

1 US \$ = C \$1.4216

1 EURO = C \$1.5617

1 Yen = C \$0.00973

[Data source: Bank of Canada](#)

[Click to view the interactive hog dashboards for current and historical charts.](#)

Manitoba Weighted Average Carcass Prices (including premiums and discounts)

All In Weights C\$/100 kg

Week	Week ending date	2025	2024	Change from Previous Week	Change from Previous Year
11	2025-03-14	251.97	224.74	0.0%	12.1%
12	2025-03-21	249.78	228.13	-0.9%	9.5%
13	2025-03-28	249.69	229.01	0.0%	9.0%
14	2025-04-04	249.27	233.43	-0.2%	6.8%
Four week average		250.18	228.83	-	9.3%

Source: Manitoba major processors.

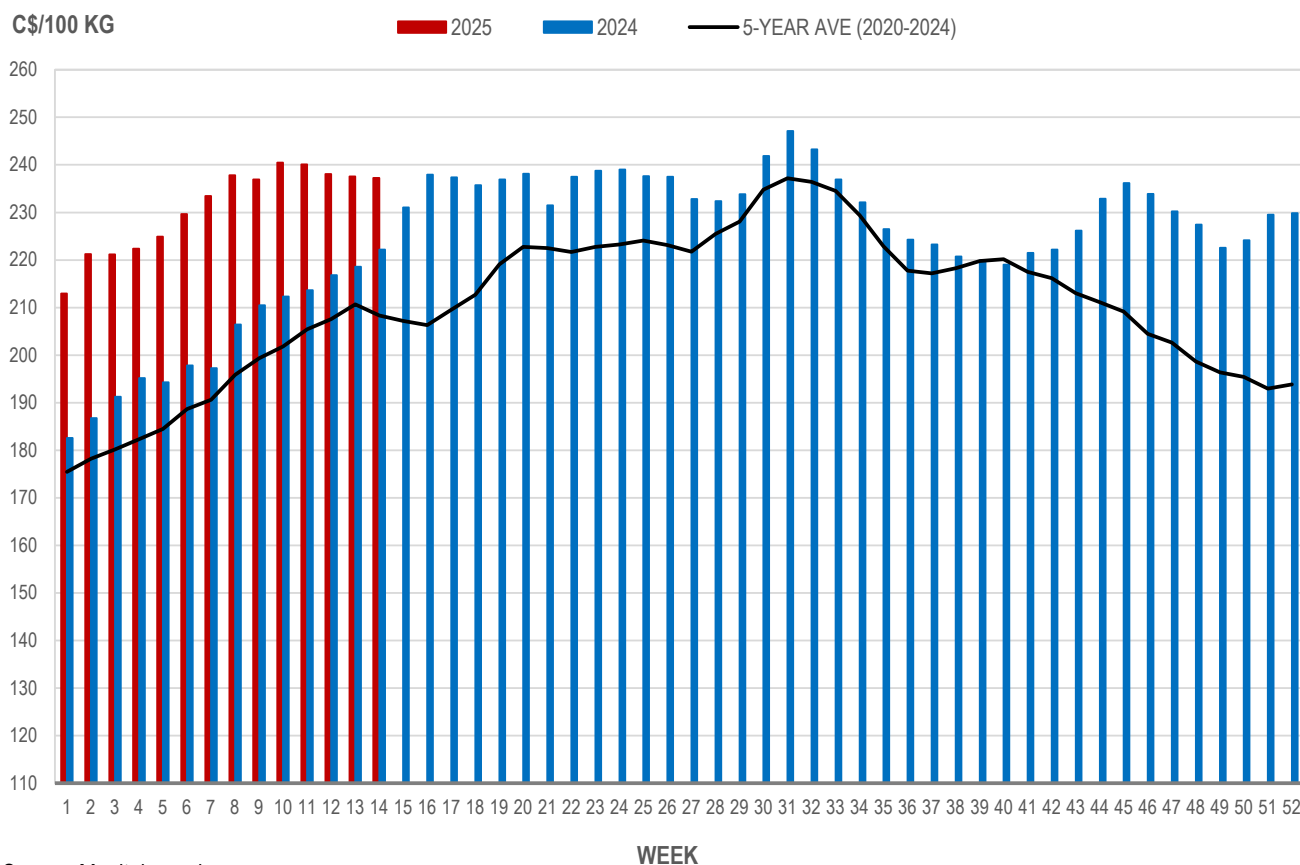


Index 100, C\$/100 kg

Week	Week ending date	2025	2024	Change from Previous Week	Change from Previous Year
11	2025-03-14	240.06	213.66	-0.2%	12.4%
12	2025-03-21	238.07	216.81	-0.8%	9.8%
13	2025-03-28	237.57	218.58	-0.2%	8.7%
14	2025-04-04	237.27	222.16	-0.1%	6.8%
Four week average		238.24	217.80	-	9.4%

Source: Manitoba major processors.

MANITOBA WEIGHTED AVERAGE INDEX 100 HOG PRICES WEEKLY



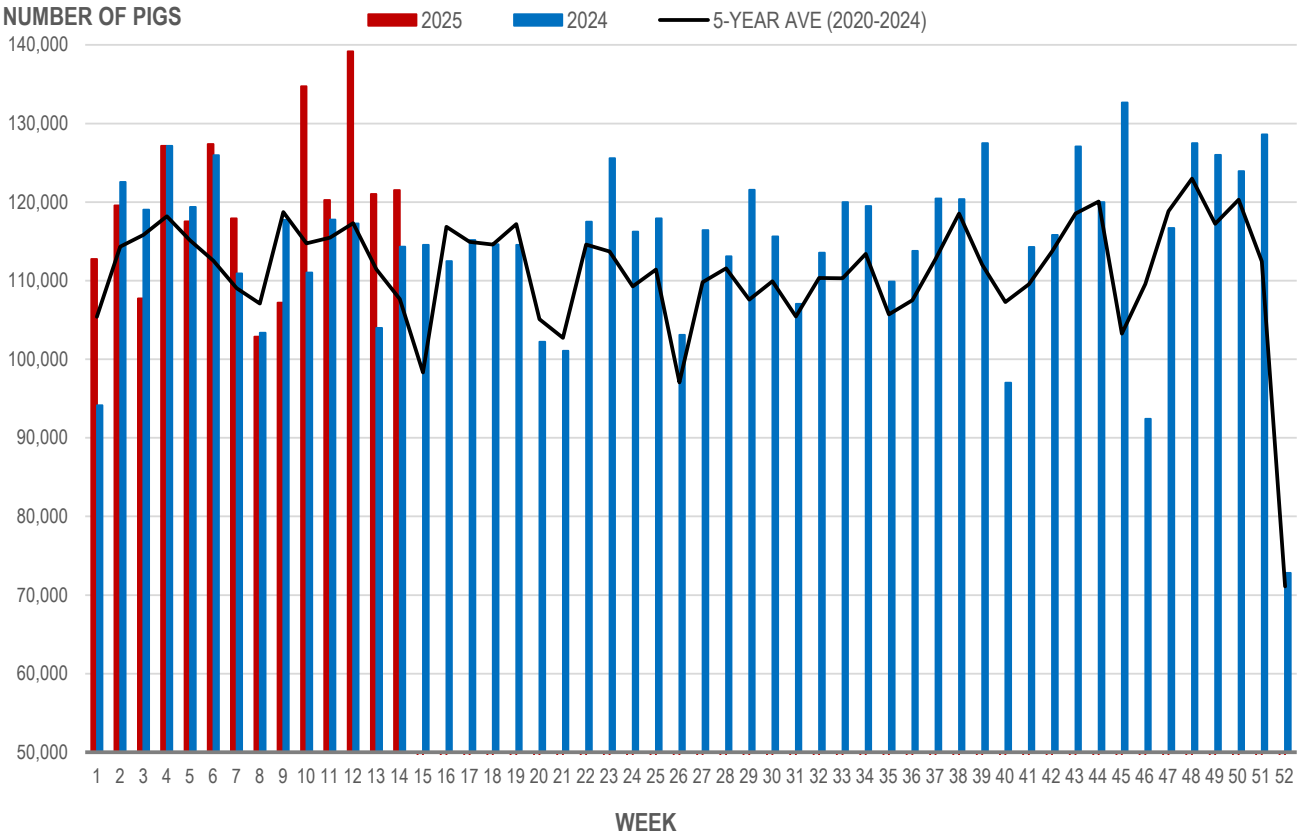
Source: Manitoba major processors

Number of Pigs Processed by Major Processors

Week	Week ending date	2025	2024	Change from Previous Week	Change from Previous Year
11	2025-03-14	120,251	117,758	-10.7%	2.1%
12	2025-03-21	139,182	117,252	15.7%	18.7%
13	2025-03-28	121,003	103,987	-13.1%	16.4%
14	2025-04-04	121,527	114,335	0.4%	6.3%
Four week average		125,491	113,333	-	10.7%

Source: Manitoba major processors.

NUMBER OF PIGS PROCESSED BY MAJOR PROCESSORS WEEKLY



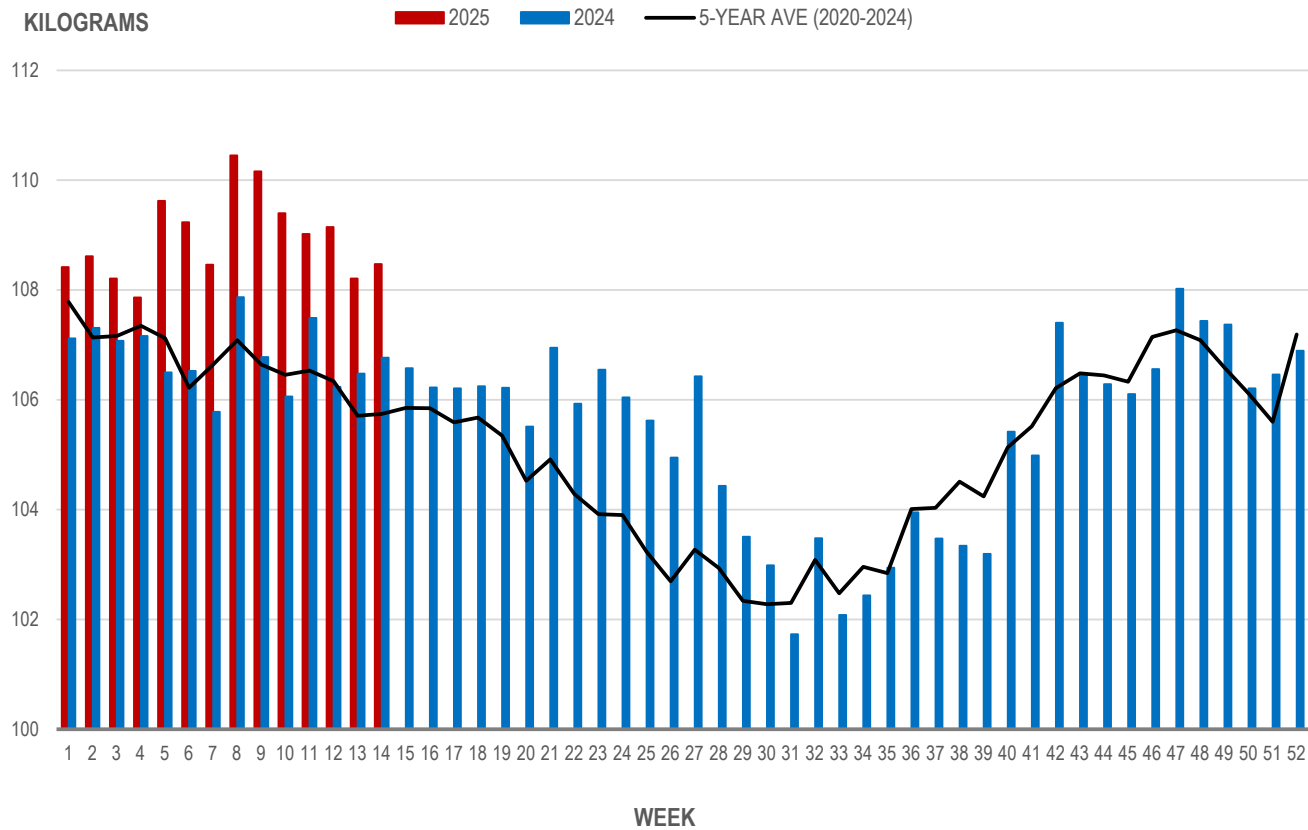
Source: Manitoba major processors

Average Weight of Hogs Processed by Major Processors, Kg

Week	Week ending date	2025	2024	Change from Previous Week	Change from Previous Year
11	2025-03-14	109.02	107.49	-0.3%	-0.3%
12	2025-03-21	109.15	106.24	0.1%	0.1%
13	2025-03-28	108.21	106.48	-0.9%	-0.9%
14	2025-04-04	108.47	106.77	0.2%	0.2%
Four week average		108.71	106.74	-	-0.2%

Source: Manitoba major processors.

AVERAGE WEIGHT OF HOGS PROCESSED BY MAJOR PROCESSORS WEEKLY



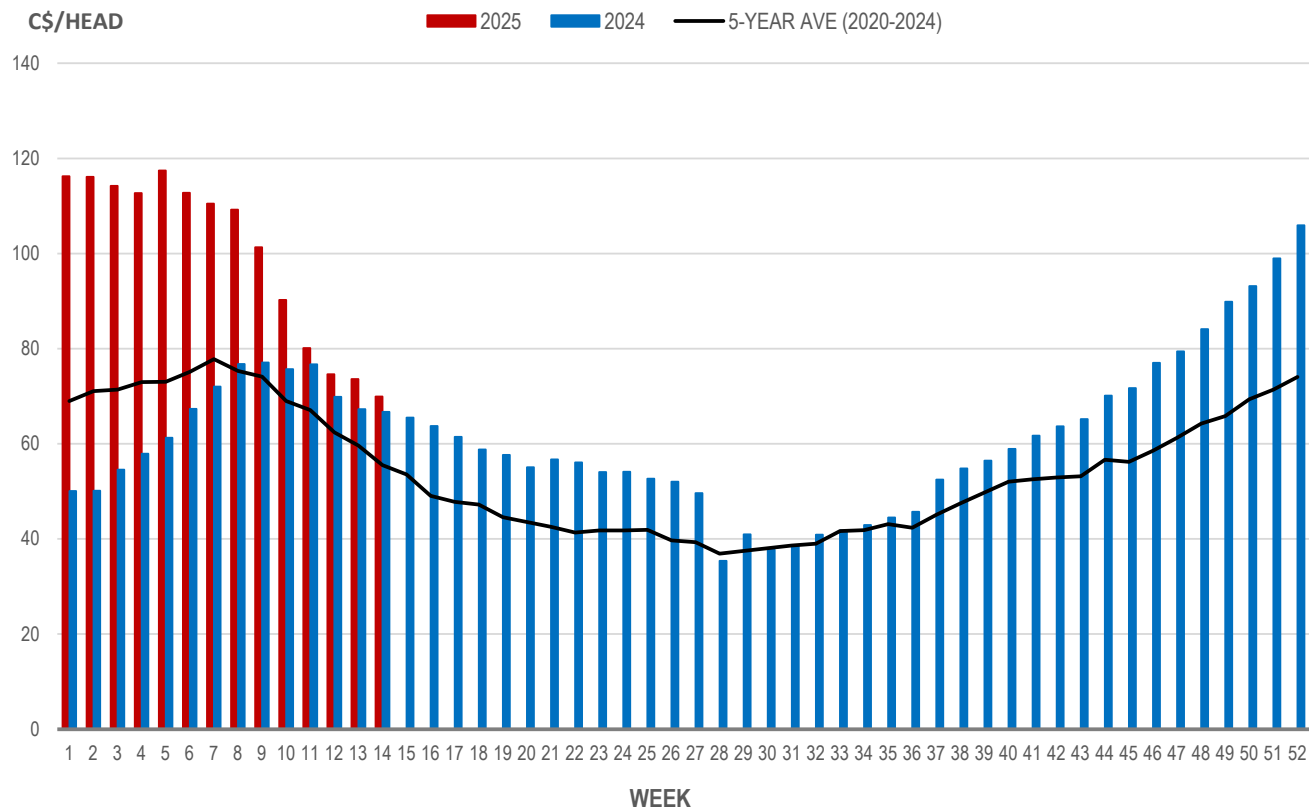
Source: Manitoba major processors

Weaning Pigs (U.S. Total Composite Weighted Average Price per Head)

	Formula and Cash Low, US\$/Head	Formula and Cash High, US\$/Head	Wtd Avg Price, US\$/Head	Wtd Avg Price, C\$/Head
Early Weaned (10-12 lb)	38.00	58.66	49.20	69.94
Feeder Pigs (40 lb)	90.00	102.00	93.32	132.66

Source: USDA, AMS

EARLY WEANED PIGS (U.S. TOTAL COMPOSITE WEIGHTED AVERAGE PRICE PER HEAD) WEEKLY



Source: USDA, AMS

Contact us

- www.manitoba.ca/agriculture/markets-and-statistics/
- Email us at industryintelligence@gov.mb.ca
- Follow us on X @MBGovAg

