

MANITOBA MARKETS

Hog Prices



April 15, 2025

[Click here for definitions of how data is collected and calculated.](#)

Exchange rates (Friday close)

1 US \$ = C \$1.3890

1 EURO = C \$1.5744

1 Yen = C \$0.00968

[Data source: Bank of Canada](#)

[Click to view the interactive hog dashboards for current and historical charts.](#)

Manitoba Weighted Average Carcass Prices (including premiums and discounts)

All In Weights C\$/100 kg

Week	Week ending date	2025	2024	Change from Previous Week	Change from Previous Year
12	2025-03-21	249.78	228.13	-0.9%	9.5%
13	2025-03-28	249.69	229.01	0.0%	9.0%
14	2025-04-04	249.27	233.43	-0.2%	6.8%
15	2025-04-11	246.30	242.76	-1.2%	1.5%
Four week average		248.76	233.33	-	6.6%

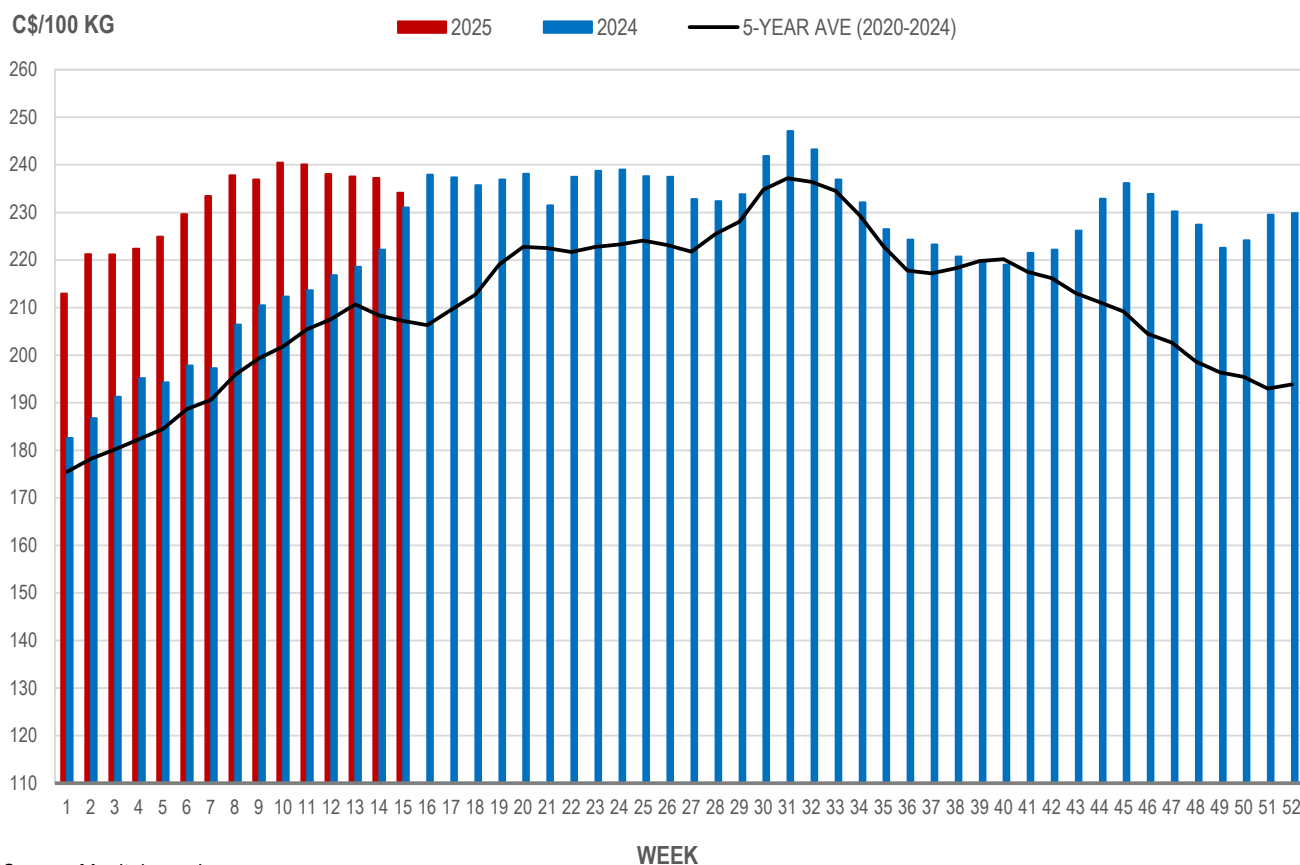
Source: Manitoba major processors.

Index 100, C\$/100 kg

Week	Week ending date	2025	2024	Change from Previous Week	Change from Previous Year
12	2025-03-21	238.07	216.81	-0.8%	9.8%
13	2025-03-28	237.57	218.58	-0.2%	8.7%
14	2025-04-04	237.27	222.16	-0.1%	6.8%
15	2025-04-11	234.17	231.03	-1.3%	1.4%
Four week average		236.77	222.14	-	6.6%

Source: Manitoba major processors.

MANITOBA WEIGHTED AVERAGE INDEX 100 HOG PRICES WEEKLY



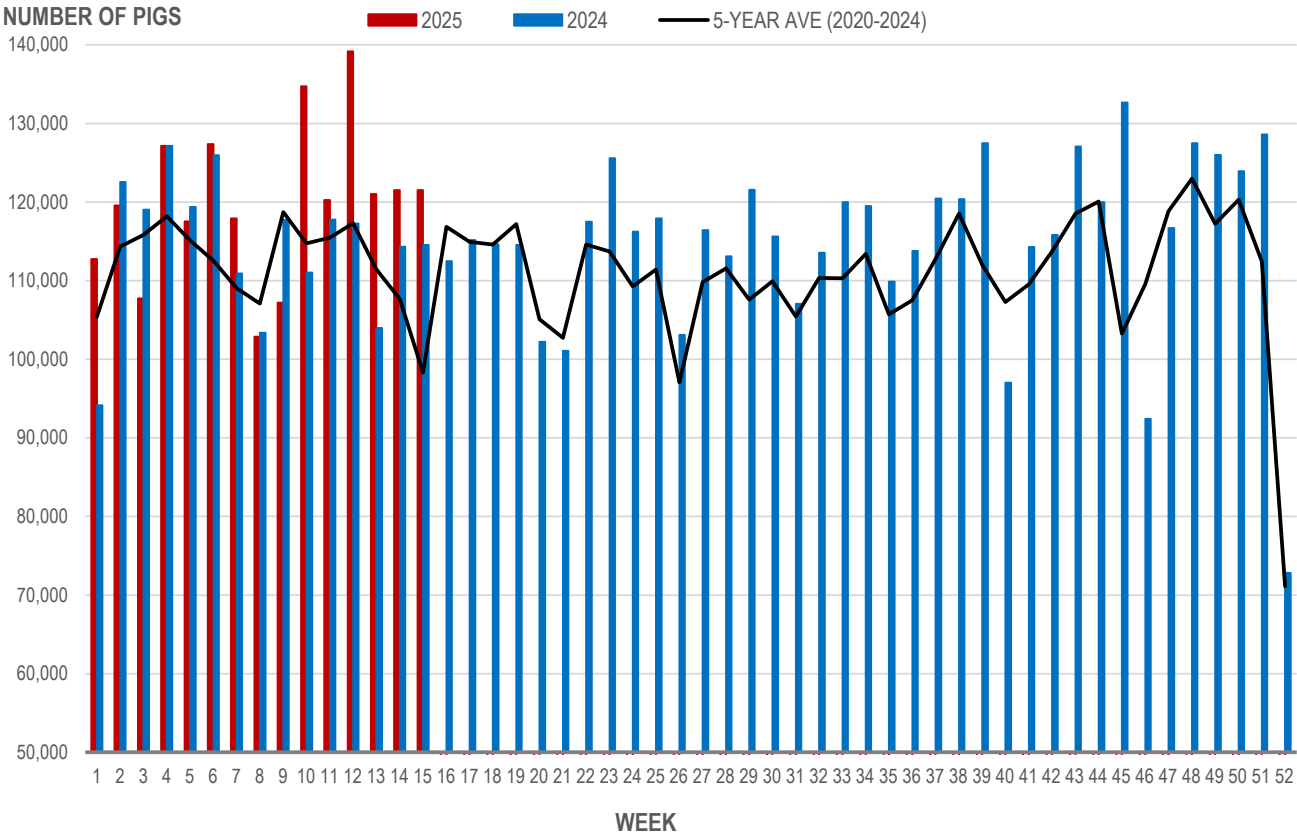
Source: Manitoba major processors

Number of Pigs Processed by Major Processors

Week	Week ending date	2025	2024	Change from Previous Week	Change from Previous Year
12	2025-03-21	139,182	117,252	15.7%	18.7%
13	2025-03-28	121,003	103,987	-13.1%	16.4%
14	2025-04-04	121,527	114,335	0.4%	6.3%
15	2025-04-11	121,534	114,544	0.0%	6.1%
Four week average		125,812	112,530	-	11.8%

Source: Manitoba major processors.

NUMBER OF PIGS PROCESSED BY MAJOR PROCESSORS WEEKLY



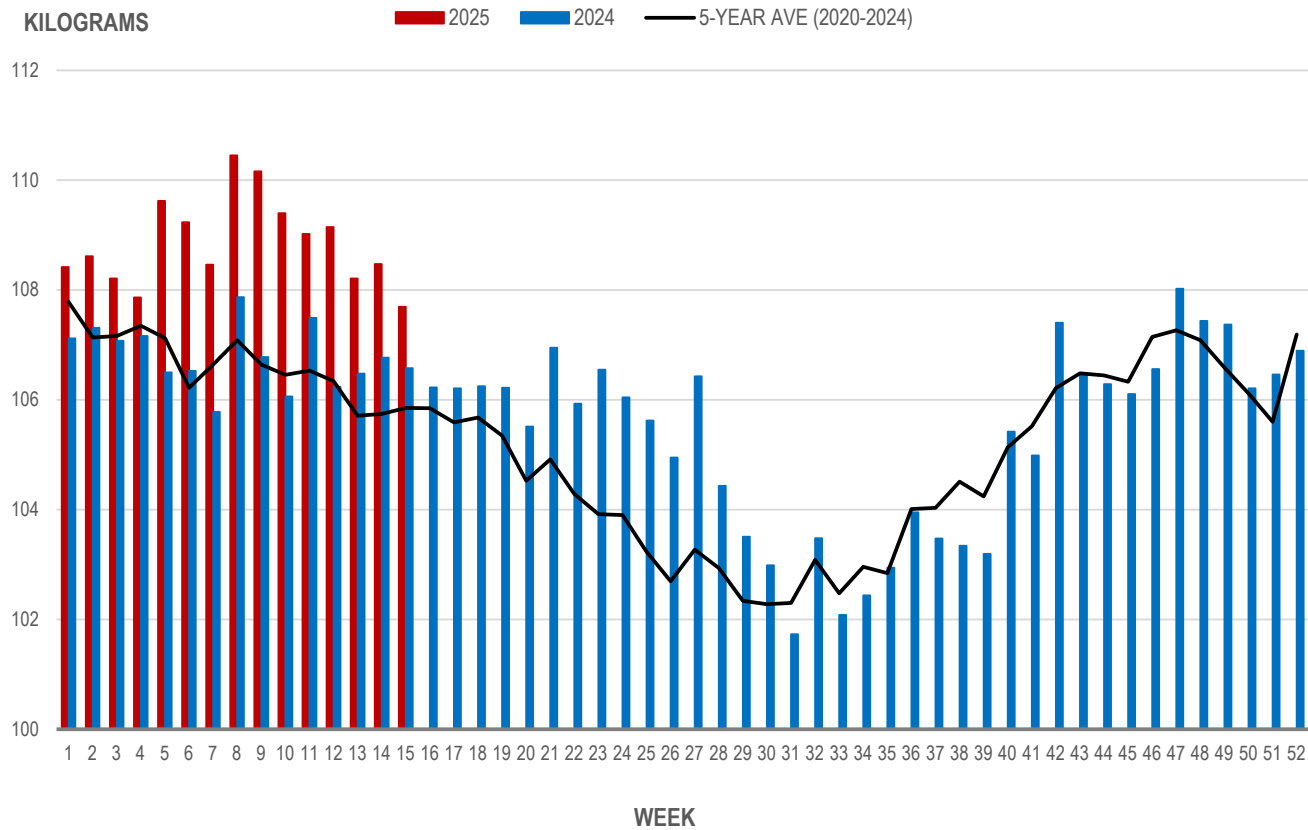
Source: Manitoba major processors

Average Weight of Hogs Processed by Major Processors, Kg

Week	Week ending date	2025	2024	Change from Previous Week	Change from Previous Year
12	2025-03-21	109.15	106.24	0.1%	0.1%
13	2025-03-28	108.21	106.48	-0.9%	-0.9%
14	2025-04-04	108.47	106.77	0.2%	0.2%
15	2025-04-11	107.69	106.57	-0.7%	-0.7%
Four week average		108.38	106.51	-	-0.3%

Source: Manitoba major processors.

AVERAGE WEIGHT OF HOGS PROCESSED BY MAJOR PROCESSORS WEEKLY



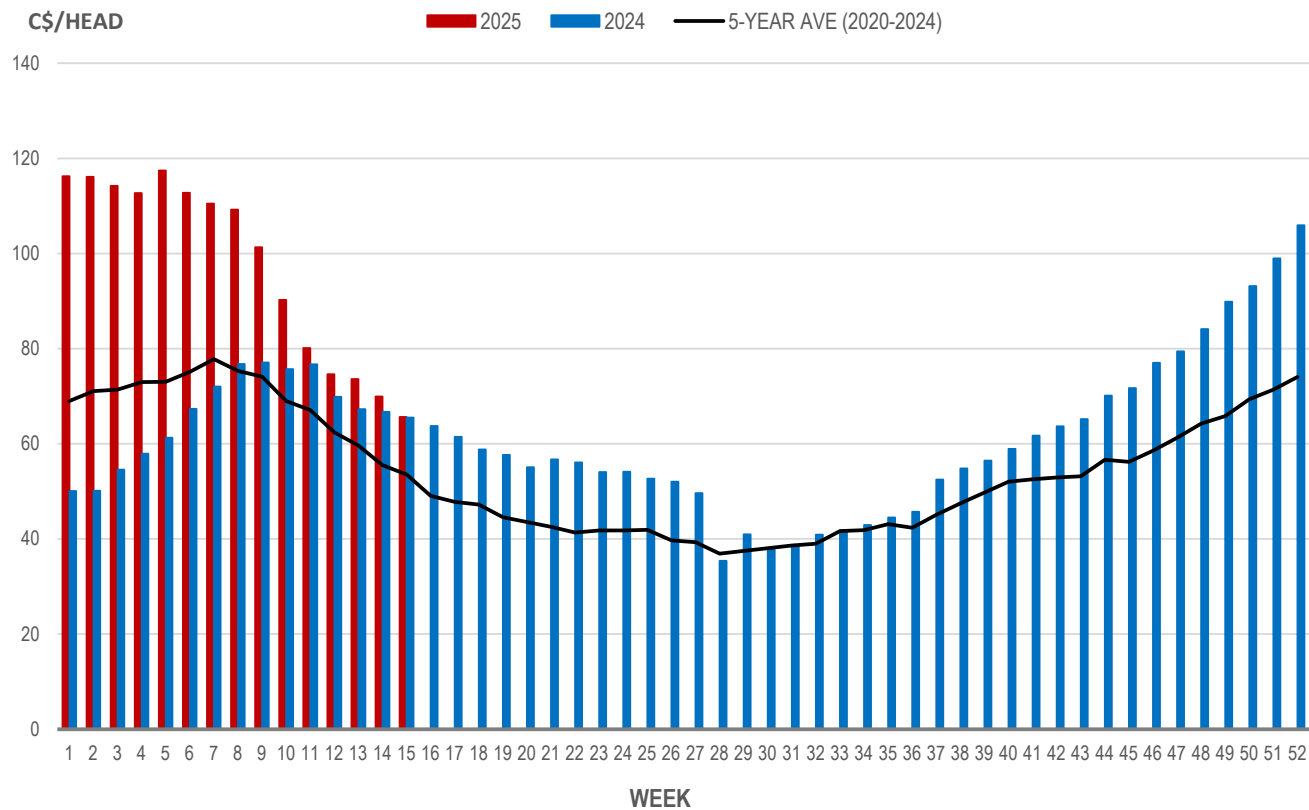
Source: Manitoba major processors

Weaning Pigs (U.S. Total Composite Weighted Average Price per Head)

	Formula and Cash Low, US\$/Head	Formula and Cash High, US\$/Head	Wtd Avg Price, US\$/Head	Wtd Avg Price, C\$/Head
Early Weaned (10-12 lb)	33.00	56.29	47.24	65.62
Feeder Pigs (40 lb)	NA	NA	NA	NA

Source: USDA, AMS

EARLY WEANED PIGS (U.S. TOTAL COMPOSITE WEIGHTED AVERAGE PRICE PER HEAD) WEEKLY



Source: USDA, AMS

Contact us

- www.manitoba.ca/agriculture/markets-and-statistics/
- Email us at industryintelligence@gov.mb.ca
- Follow us on X @MBGovAg

