

MANITOBA MARKETS

Hog Prices



April 22, 2025

[Click here for definitions of how data is collected and calculated.](#)

Exchange rates (Friday close)

1 US \$ = C \$1.3857

1 EURO = C \$1.5743

1 Yen = C \$0.00973

[Data source: Bank of Canada](#)

[Click to view the interactive hog dashboards for current and historical charts.](#)

Manitoba Weighted Average Carcass Prices (including premiums and discounts)

All In Weights C\$/100 kg

Week	Week ending date	2025	2024	Change from Previous Week	Change from Previous Year
13	2025-03-28	249.69	229.01	0.0%	9.0%
14	2025-04-04	249.27	233.43	-0.2%	6.8%
15	2025-04-11	246.30	242.76	-1.2%	1.5%
16	2025-04-18	237.58	250.32	-3.5%	-5.1%
Four week average		245.71	238.88	-	2.9%

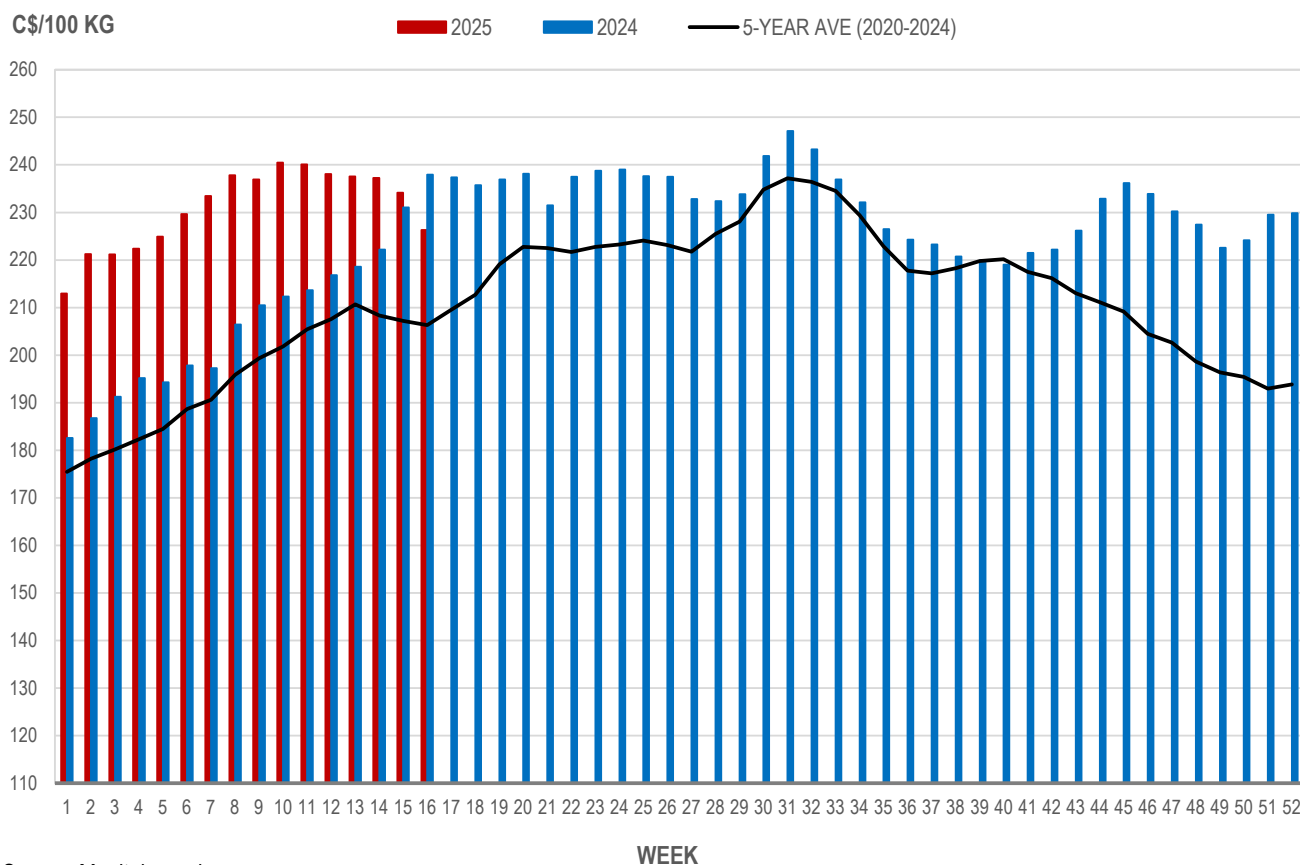
Source: Manitoba major processors.

Index 100, C\$/100 kg

Week	Week ending date	2025	2024	Change from Previous Week	Change from Previous Year
13	2025-03-28	237.57	218.58	-0.2%	8.7%
14	2025-04-04	237.27	222.16	-0.1%	6.8%
15	2025-04-11	234.17	231.03	-1.3%	1.4%
16	2025-04-18	226.30	237.94	-3.4%	-4.9%
Four week average		233.83	227.43	-	2.8%

Source: Manitoba major processors.

MANITOBA WEIGHTED AVERAGE INDEX 100 HOG PRICES WEEKLY



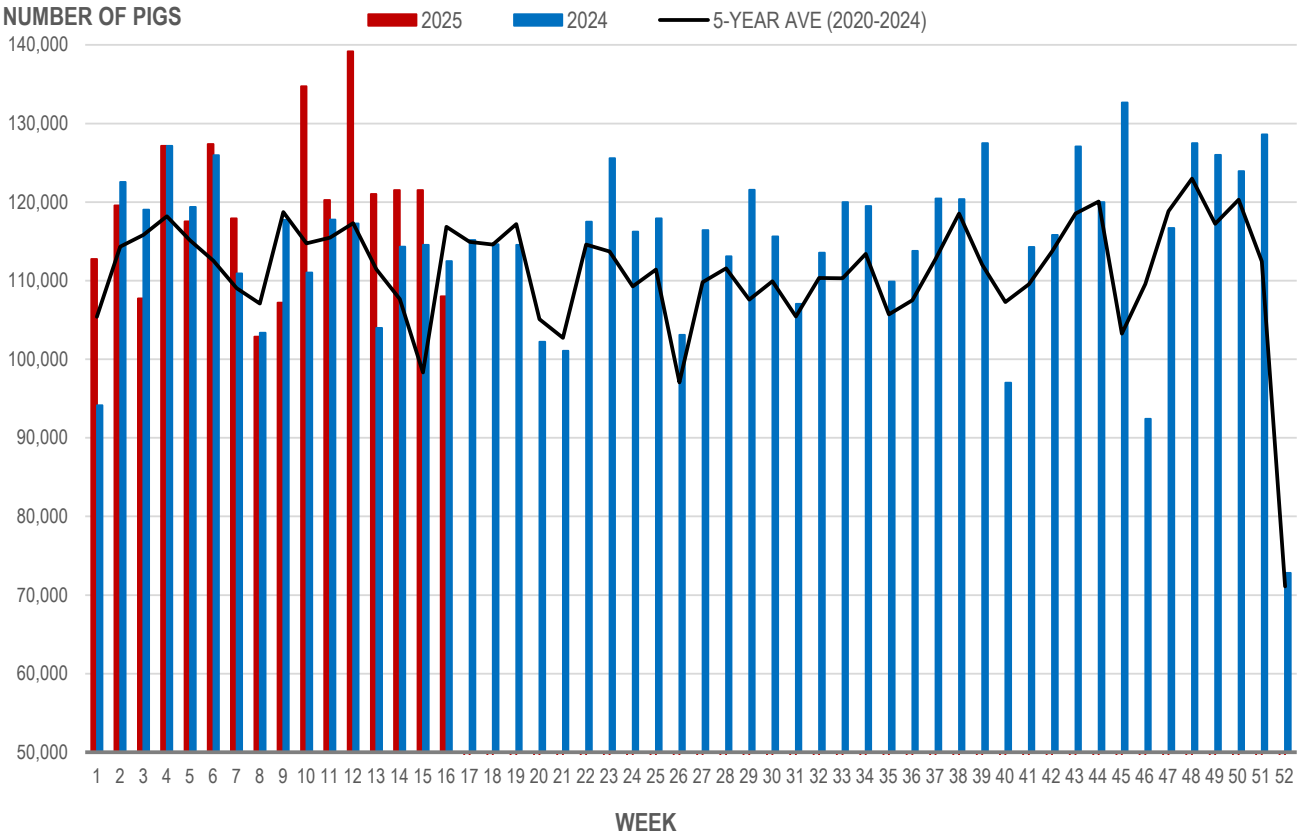
Source: Manitoba major processors

Number of Pigs Processed by Major Processors

Week	Week ending date	2025	2024	Change from Previous Week	Change from Previous Year
13	2025-03-28	121,003	103,987	-13.1%	16.4%
14	2025-04-04	121,527	114,335	0.4%	6.3%
15	2025-04-11	121,534	114,544	0.0%	6.1%
16	2025-04-18	108,020	112,478	-11.1%	-4.0%
Four week average		118,021	111,336	-	6.0%

Source: Manitoba major processors.

NUMBER OF PIGS PROCESSED BY MAJOR PROCESSORS WEEKLY



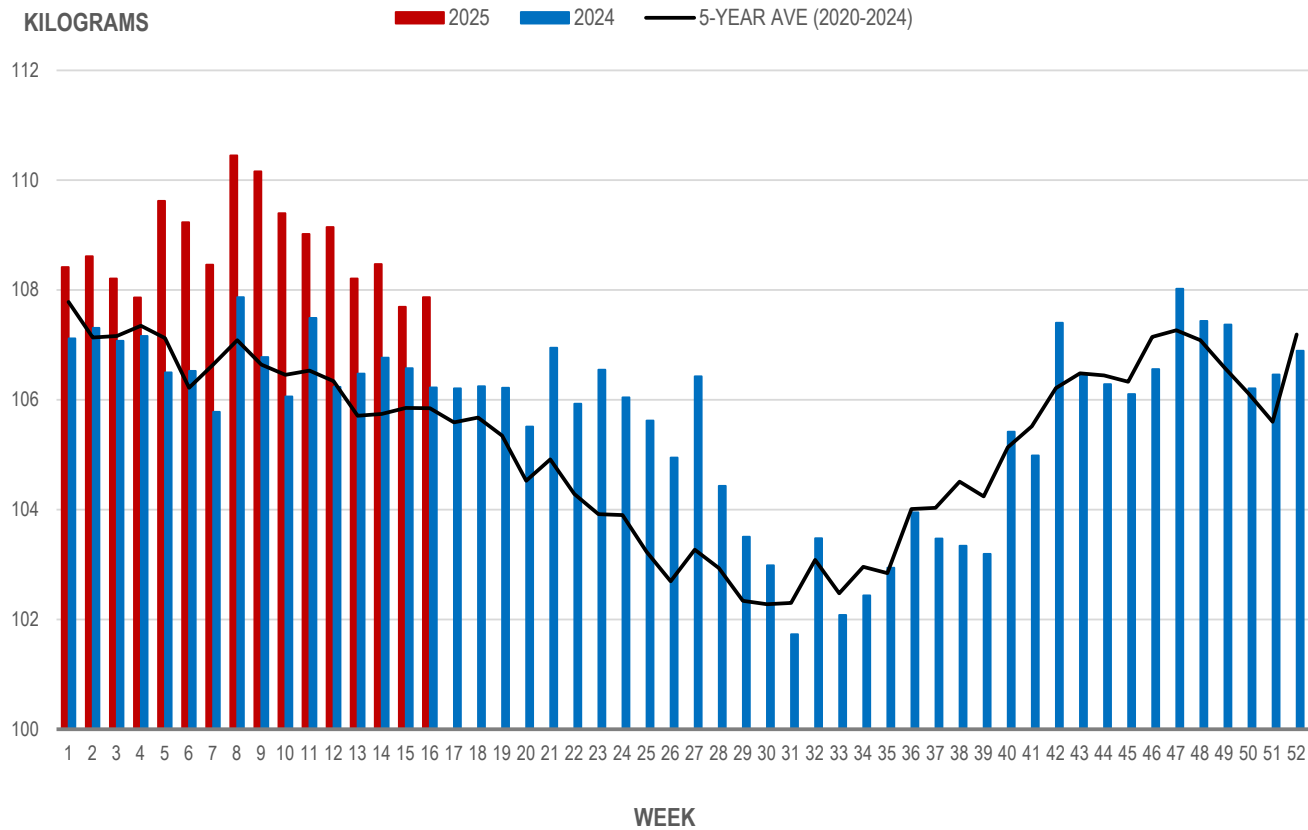
Source: Manitoba major processors

Average Weight of Hogs Processed by Major Processors, Kg

Week	Week ending date	2025	2024	Change from Previous Week	Change from Previous Year
13	2025-03-28	108.21	106.48	-0.9%	-0.9%
14	2025-04-04	108.47	106.77	0.2%	0.2%
15	2025-04-11	107.69	106.57	-0.7%	-0.7%
16	2025-04-18	107.87	106.23	0.2%	0.2%
Four week average		108.06	106.51	-	-0.3%

Source: Manitoba major processors.

AVERAGE WEIGHT OF HOGS PROCESSED BY MAJOR PROCESSORS WEEKLY



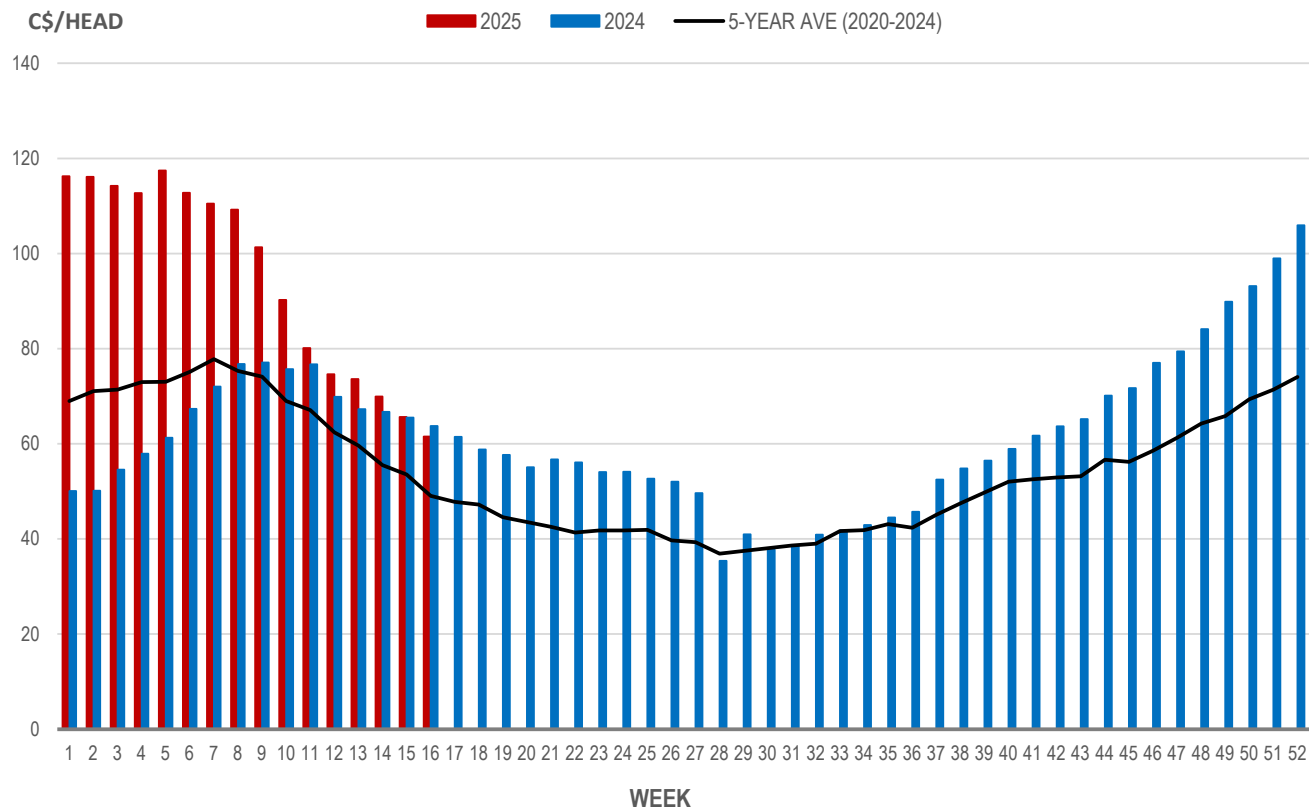
Source: Manitoba major processors

Weaning Pigs (U.S. Total Composite Weighted Average Price per Head)

	Formula and Cash Low, US\$/Head	Formula and Cash High, US\$/Head	Wtd Avg Price, US\$/Head	Wtd Avg Price, C\$/Head
Early Weaned (10-12 lb)	33.00	55.97	44.41	61.54
Feeder Pigs (40 lb)	75.00	96.00	82.81	114.75

Source: USDA, AMS

EARLY WEANED PIGS (U.S. TOTAL COMPOSITE WEIGHTED AVERAGE PRICE PER HEAD) WEEKLY



Source: USDA, AMS

Contact us

- www.manitoba.ca/agriculture/markets-and-statistics/
- Email us at industryintelligence@gov.mb.ca
- Follow us on X @MBGovAg

