

MANITOBA MARKETS

Hog Prices



April 29, 2025

[Click here for definitions of how data is collected and calculated.](#)

Exchange rates (Friday close)

1 US \$ = C \$1.3863

1 EURO = C \$1.5758

1 Yen = C \$0.00965

[Data source: Bank of Canada](#)

[Click to view the interactive hog dashboards for current and historical charts.](#)

Manitoba Weighted Average Carcass Prices (including premiums and discounts)

All In Weights C\$/100 kg

Week	Week ending date	2025	2024	Change from Previous Week	Change from Previous Year
14	2025-04-04	249.27	233.43	-0.2%	6.8%
15	2025-04-11	246.30	242.76	-1.2%	1.5%
16	2025-04-18	237.58	250.32	-3.5%	-5.1%
17	2025-04-25	241.20	249.29	1.5%	-3.2%
Four week average		243.59	243.95	-	-0.1%

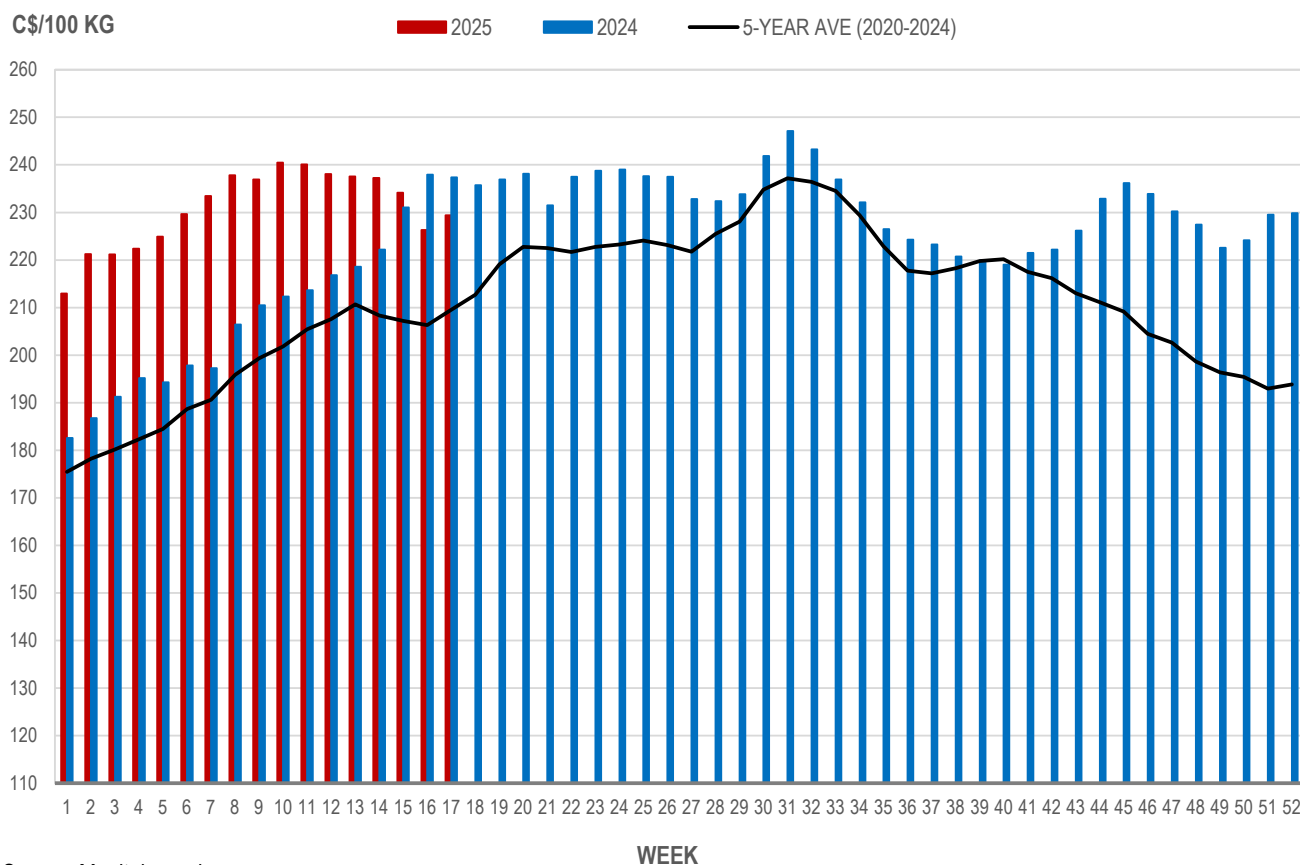
Source: Manitoba major processors.

Index 100, C\$/100 kg

Week	Week ending date	2025	2024	Change from Previous Week	Change from Previous Year
14	2025-04-04	237.27	222.16	-0.1%	6.8%
15	2025-04-11	234.17	231.03	-1.3%	1.4%
16	2025-04-18	226.30	237.94	-3.4%	-4.9%
17	2025-04-25	229.39	237.35	1.4%	-3.4%
Four week average		231.79	232.12	-	-0.1%

Source: Manitoba major processors.

MANITOBA WEIGHTED AVERAGE INDEX 100 HOG PRICES WEEKLY



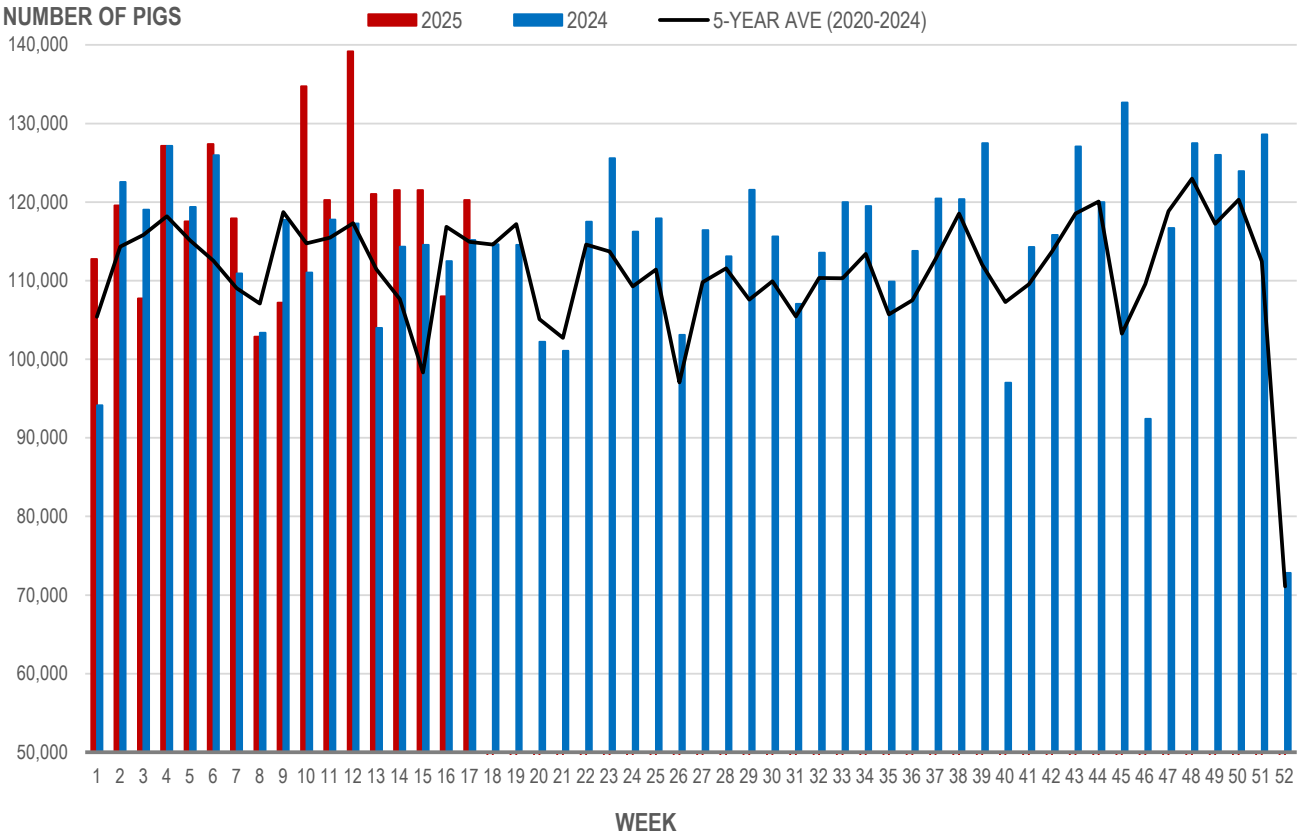
Source: Manitoba major processors

Number of Pigs Processed by Major Processors

Week	Week ending date	2025	2024	Change from Previous Week	Change from Previous Year
14	2025-04-04	121,527	114,335	0.4%	6.3%
15	2025-04-11	121,534	114,544	0.0%	6.1%
16	2025-04-18	108,020	112,478	-11.1%	-4.0%
17	2025-04-25	120,272	115,180	11.3%	4.4%
Four week average		117,838	114,134	-	3.2%

Source: Manitoba major processors.

NUMBER OF PIGS PROCESSED BY MAJOR PROCESSORS WEEKLY



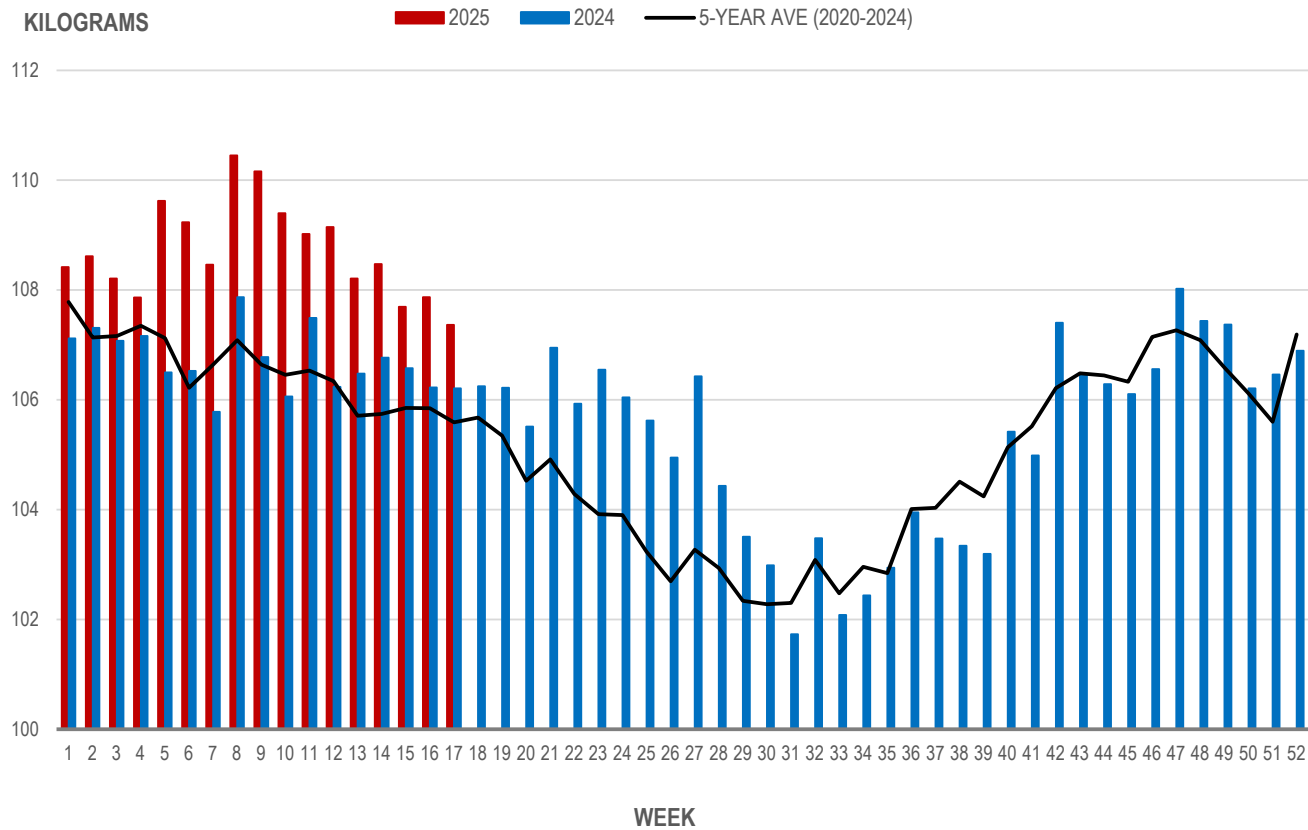
Source: Manitoba major processors

Average Weight of Hogs Processed by Major Processors, Kg

Week	Week ending date	2025	2024	Change from Previous Week	Change from Previous Year
14	2025-04-04	108.47	106.77	0.2%	1.6%
15	2025-04-11	107.69	106.57	-0.7%	1.0%
16	2025-04-18	107.87	106.23	0.2%	1.5%
17	2025-04-25	107.37	106.21	-0.5%	1.1%
Four week average		107.85	106.44	-	1.3%

Source: Manitoba major processors.

AVERAGE WEIGHT OF HOGS PROCESSED BY MAJOR PROCESSORS WEEKLY



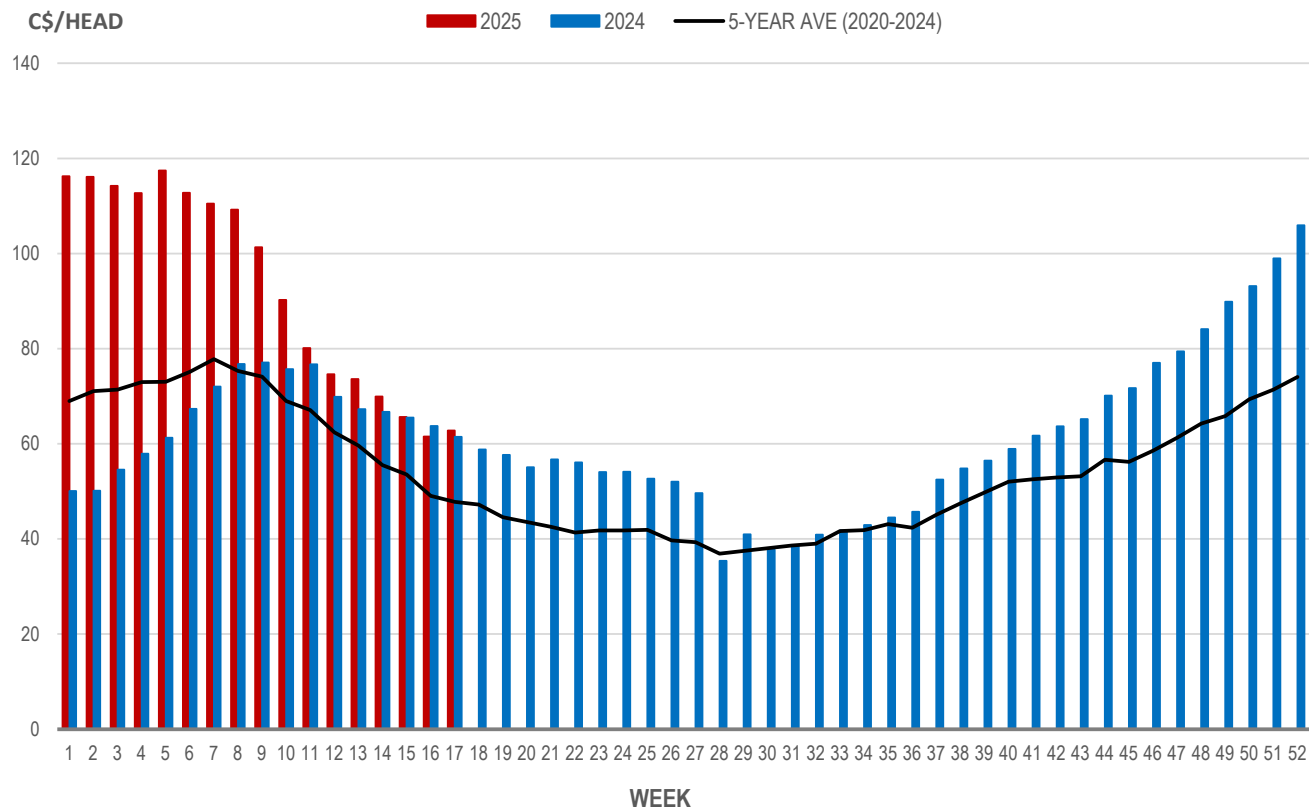
Source: Manitoba major processors

Weaning Pigs (U.S. Total Composite Weighted Average Price per Head)

	Formula and Cash Low, US\$/Head	Formula and Cash High, US\$/Head	Wtd Avg Price, US\$/Head	Wtd Avg Price, C\$/Head
Early Weaned (10-12 lb)	34.00	54.00	45.30	62.80
Feeder Pigs (40 lb)	72.00	96.25	82.94	114.98

Source: USDA, AMS

EARLY WEANED PIGS (U.S. TOTAL COMPOSITE WEIGHTED AVERAGE PRICE PER HEAD) WEEKLY



Source: USDA, AMS

Contact us

- www.manitoba.ca/agriculture/markets-and-statistics/
- Email us at industryintelligence@gov.mb.ca
- Follow us on X @MBGovAg

