

MANITOBA MARKETS

Hog Prices



May 13, 2025

[Click here for definitions of how data is collected and calculated.](#)

Exchange rates (Friday close)

1 US \$ = C \$1.3927

1 EURO = C \$1.5685

1 Yen = C \$0.00959

[Data source: Bank of Canada](#)

[Click to view the interactive hog dashboards for current and historical charts.](#)

Manitoba Weighted Average Carcass Prices (including premiums and discounts)

All In Weights C\$/100 kg

Week	Week ending date	2025	2024	Change from Previous Week	Change from Previous Year
16	2025-04-18	237.58	250.32	-3.5%	-5.1%
17	2025-04-25	241.20	249.29	1.5%	-3.2%
18	2025-05-02	245.87	247.63	1.9%	-0.7%
19	2025-05-09	247.64	249.06	0.7%	-0.6%
Four week average		243.08	249.08	-	-2.4%

Source: Manitoba major processors.

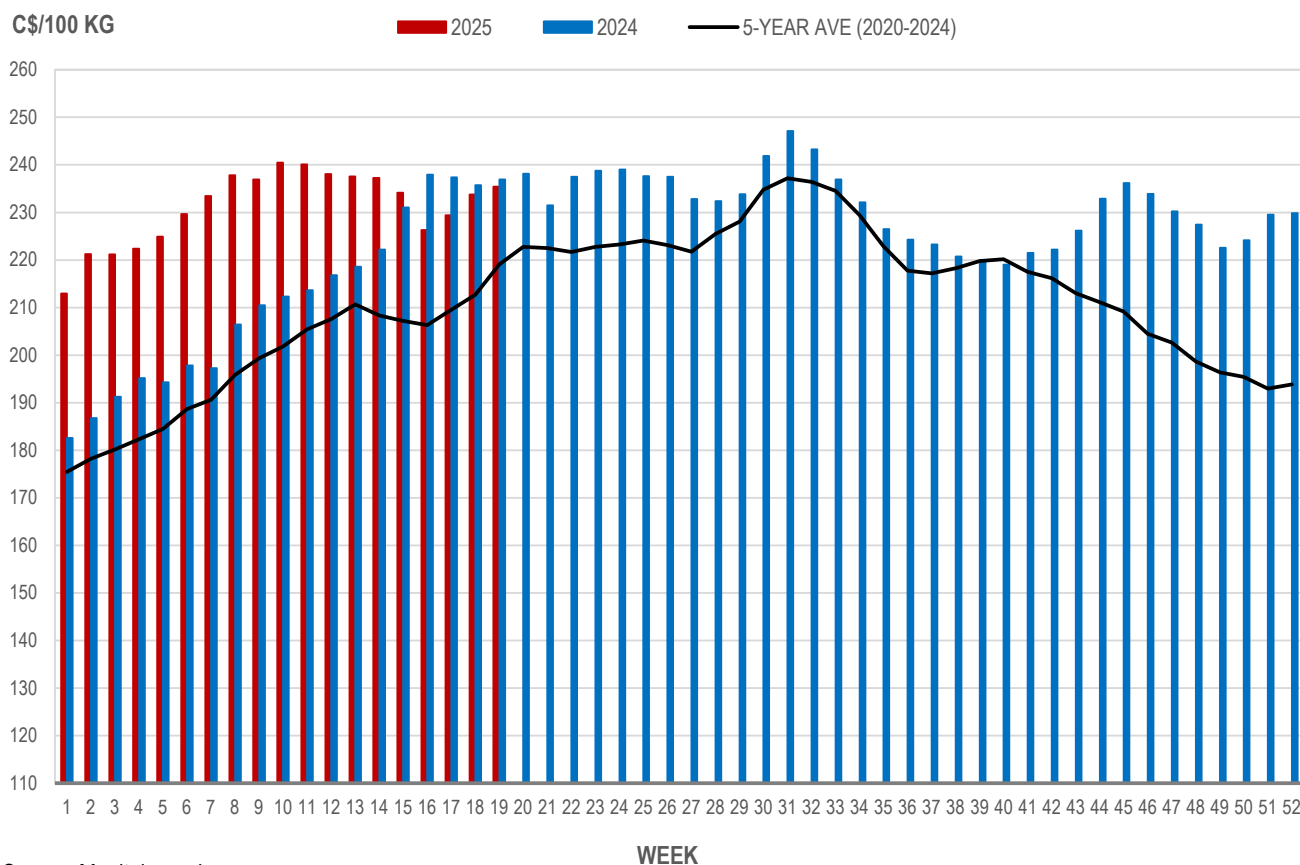


Index 100, C\$/100 kg

Week	Week ending date	2025	2024	Change from Previous Week	Change from Previous Year
16	2025-04-18	226.30	237.94	-3.4%	-4.9%
17	2025-04-25	229.39	237.35	1.4%	-3.4%
18	2025-05-02	233.76	235.70	1.9%	-0.8%
19	2025-05-09	235.44	236.94	0.7%	-0.6%
Four week average		231.22	236.98	-	-2.4%

Source: Manitoba major processors.

MANITOBA WEIGHTED AVERAGE INDEX 100 HOG PRICES WEEKLY



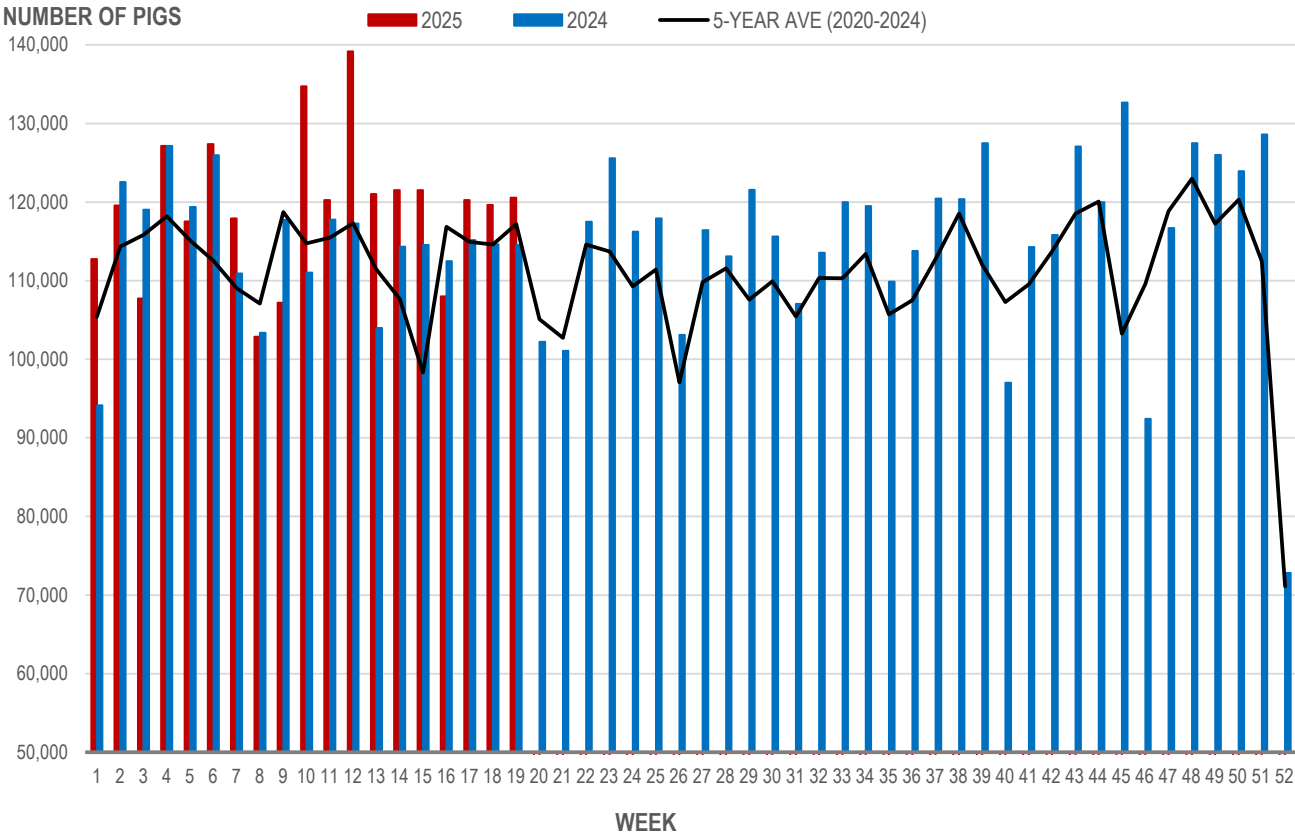
Source: Manitoba major processors

Number of Pigs Processed by Major Processors

Week	Week ending date	2025	2024	Change from Previous Week	Change from Previous Year
16	2025-04-18	108,020	112,478	-11.1%	-4.0%
17	2025-04-25	120,272	115,180	11.3%	4.4%
18	2025-05-02	119,661	114,618	-0.5%	4.4%
19	2025-05-09	120,557	114,537	0.7%	5.3%
Four week average		117,128	114,203	-	2.6%

Source: Manitoba major processors.

NUMBER OF PIGS PROCESSED BY MAJOR PROCESSORS WEEKLY



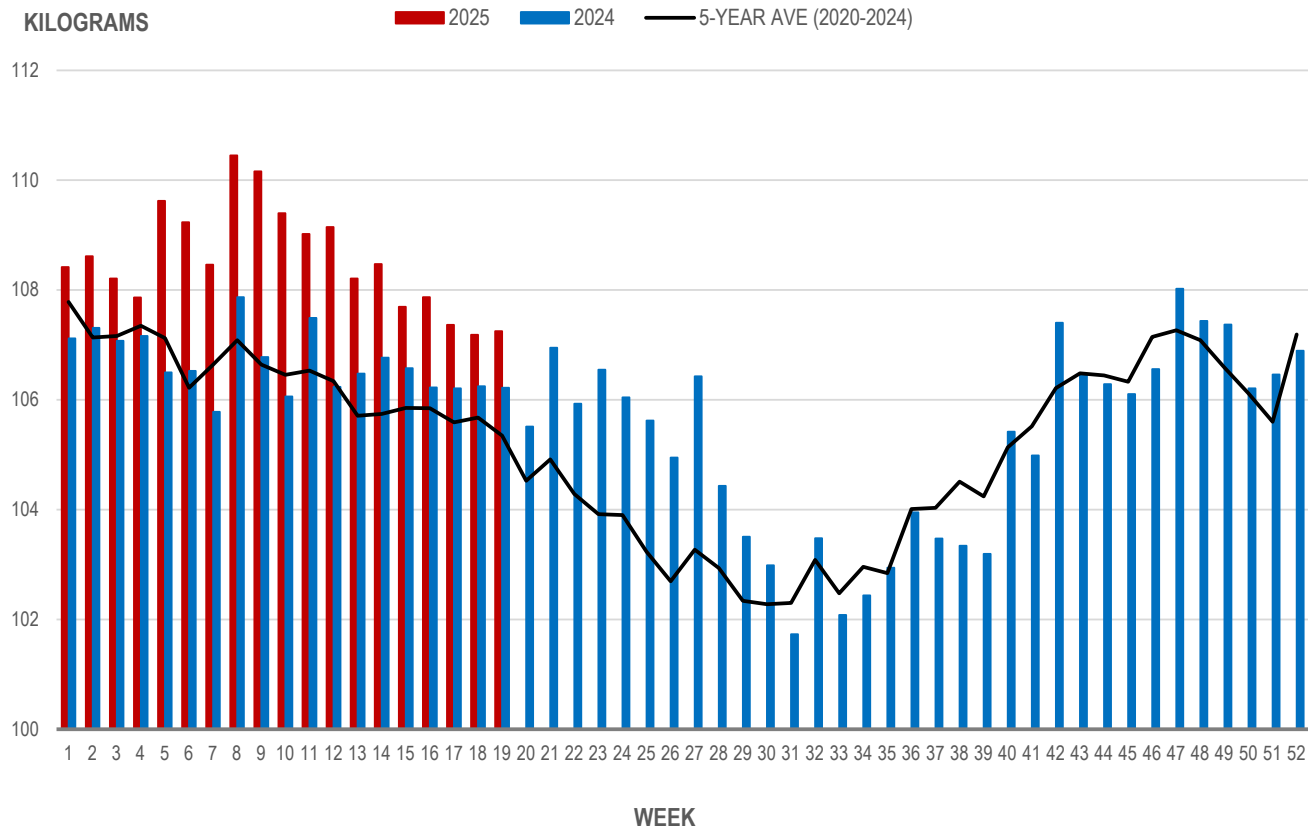
Source: Manitoba major processors

Average Weight of Hogs Processed by Major Processors, Kg

Week	Week ending date	2025	2024	Change from Previous Week	Change from Previous Year
16	2025-04-18	107.87	106.23	0.2%	1.5%
17	2025-04-25	107.37	106.21	-0.5%	1.1%
18	2025-05-02	107.18	106.25	-0.2%	0.9%
19	2025-05-09	107.25	106.22	0.1%	1.0%
Four week average		107.42	106.22	-	1.1%

Source: Manitoba major processors.

AVERAGE WEIGHT OF HOGS PROCESSED BY MAJOR PROCESSORS WEEKLY



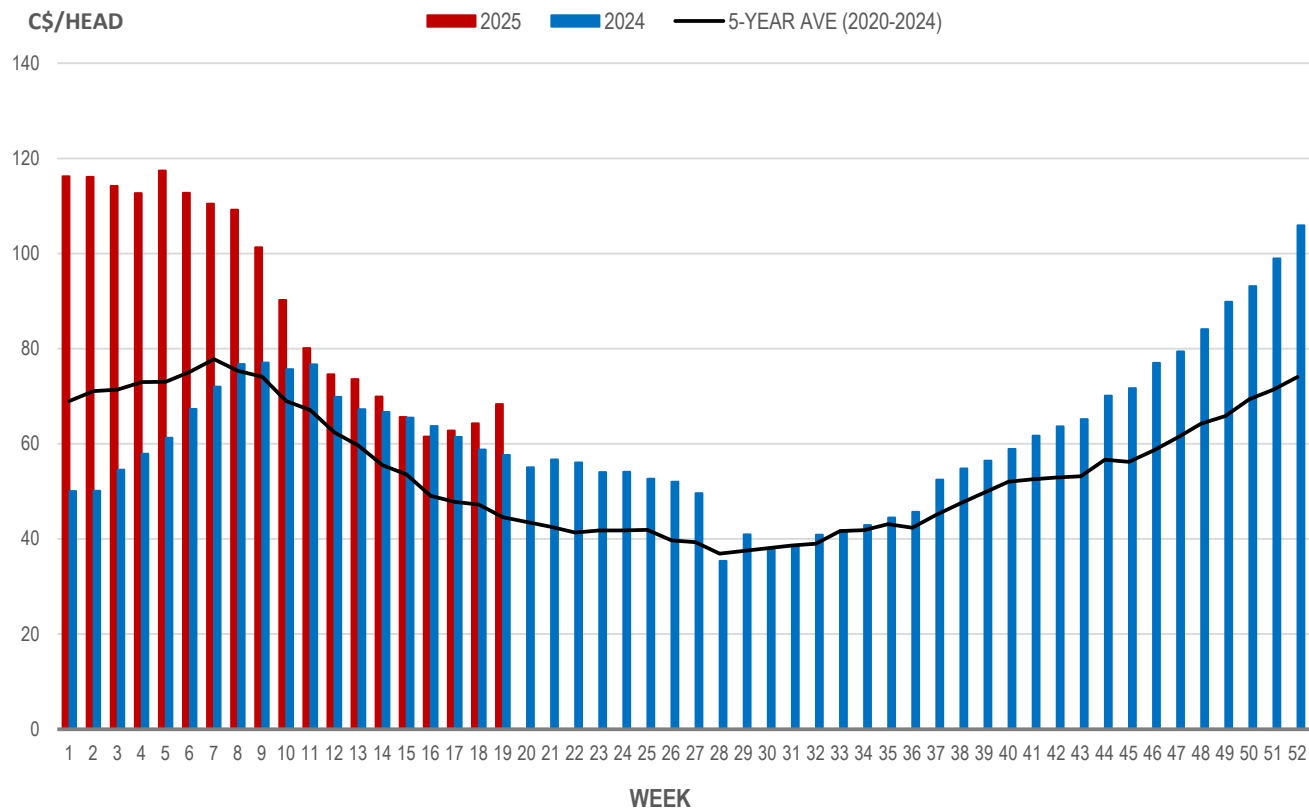
Source: Manitoba major processors

Weaning Pigs (U.S. Total Composite Weighted Average Price per Head)

	Formula and Cash Low, US\$/Head	Formula and Cash High, US\$/Head	Wtd Avg Price, US\$/Head	Wtd Avg Price, C\$/Head
Early Weaned (10-12 lb)	35.00	58.00	49.07	68.34
Feeder Pigs (40 lb)	74.00	83.00	79.28	110.41

Source: USDA, AMS

EARLY WEANED PIGS (U.S. TOTAL COMPOSITE WEIGHTED AVERAGE PRICE PER HEAD) WEEKLY



Source: USDA, AMS

Contact us

- www.manitoba.ca/agriculture/markets-and-statistics/
- Email us at industryintelligence@gov.mb.ca
- Follow us on X @MBGovAg

