

## MANITOBA MARKETS

# Hog Prices



May 20, 2025

[Click here for definitions of how data is collected and calculated.](#)

### Exchange rates (Friday close)

1 US \$ = C \$1.3979

1 EURO = C \$1.5604

1 Yen = C \$0.00959

[Data source: Bank of Canada](#)

[Click to view the interactive hog dashboards for current and historical charts.](#)

### Manitoba Weighted Average Carcass Prices (including premiums and discounts)

#### All In Weights C\$/100 kg

Week	Week ending date	2025	2024	Change from Previous Week	Change from Previous Year
17	2025-04-25	241.20	249.29	1.5%	-3.2%
18	2025-05-02	245.87	247.63	1.9%	-0.7%
19	2025-05-09	247.64	249.06	0.7%	-0.6%
20	2025-05-16	252.60	251.16	2.0%	0.6%
Four week average		246.83	249.29	-	-1.0%

Source: Manitoba major processors.

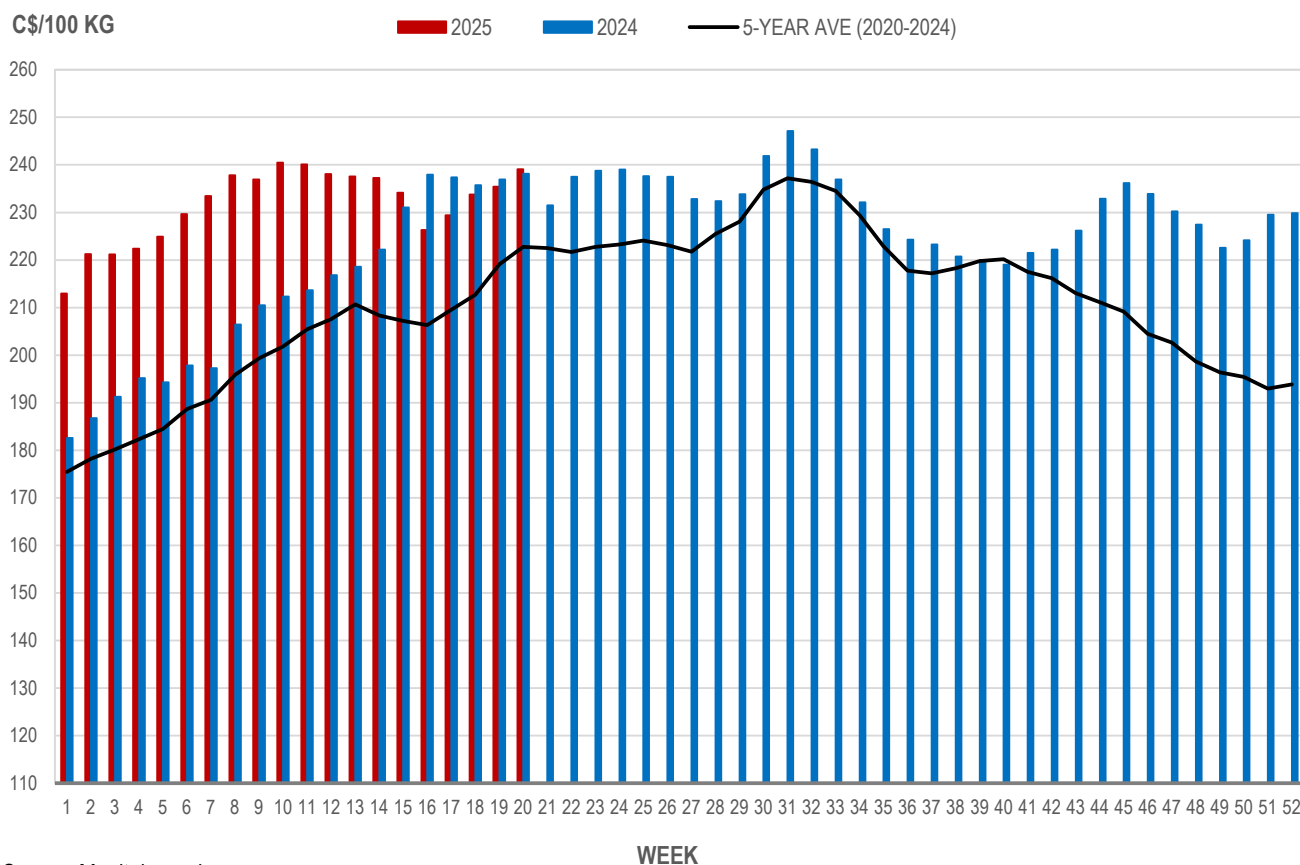


## Index 100, C\$/100 kg

Week	Week ending date	2025	2024	Change from Previous Week	Change from Previous Year
17	2025-04-25	229.39	237.35	1.4%	-3.4%
18	2025-05-02	233.76	235.70	1.9%	-0.8%
19	2025-05-09	235.44	236.94	0.7%	-0.6%
20	2025-05-16	239.11	238.12	1.6%	0.4%
Four week average		234.42	237.03	-	-1.1%

Source: Manitoba major processors.

## MANITOBA WEIGHTED AVERAGE INDEX 100 HOG PRICES WEEKLY



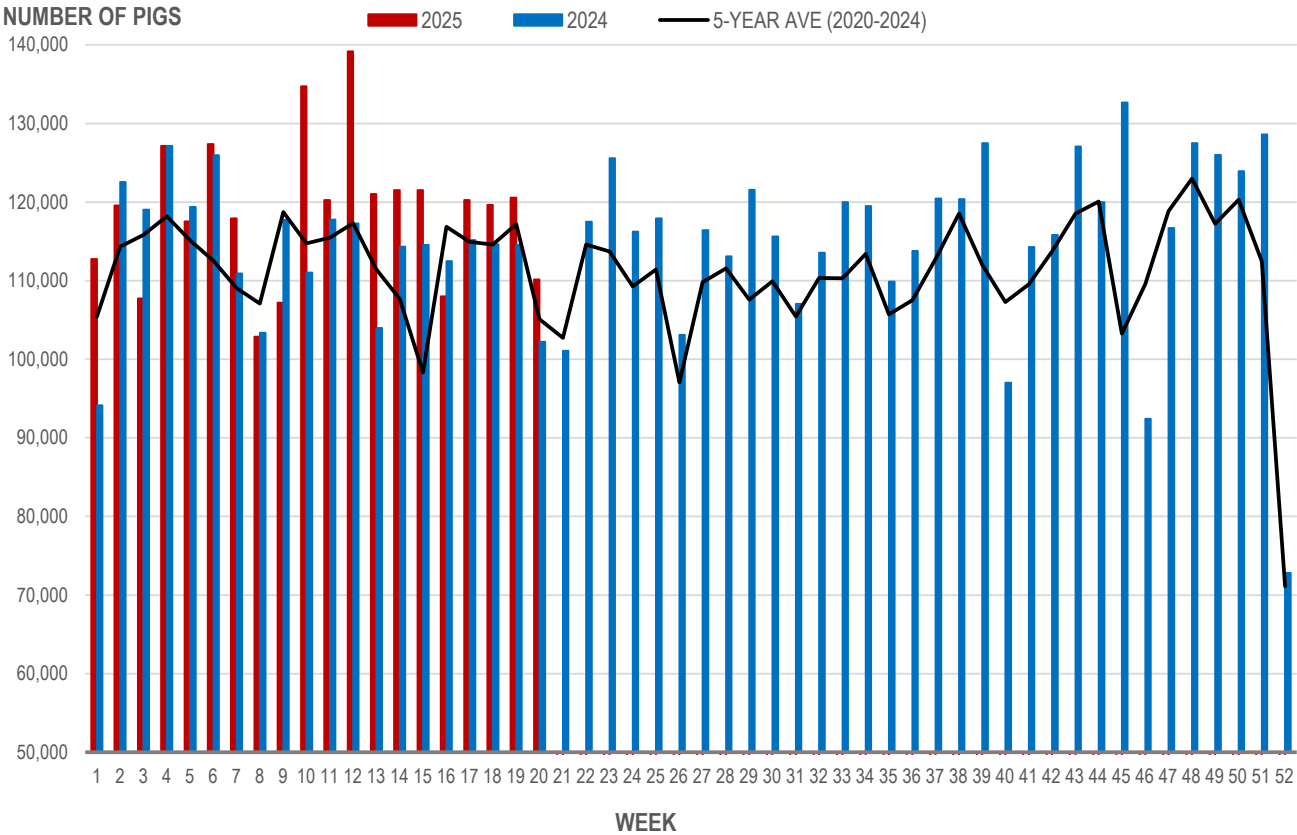
Source: Manitoba major processors

Number of Pigs Processed by Major Processors

Week	Week ending date	2025	2024	Change from Previous Week	Change from Previous Year
17	2025-04-25	120,272	115,180	11.3%	4.4%
18	2025-05-02	119,661	114,618	-0.5%	4.4%
19	2025-05-09	120,557	114,537	0.7%	5.3%
20	2025-05-16	110,156	102,228	-8.6%	7.8%
Four week average		117,662	111,641	-	5.4%

Source: Manitoba major processors.

NUMBER OF PIGS PROCESSED BY MAJOR PROCESSORS WEEKLY



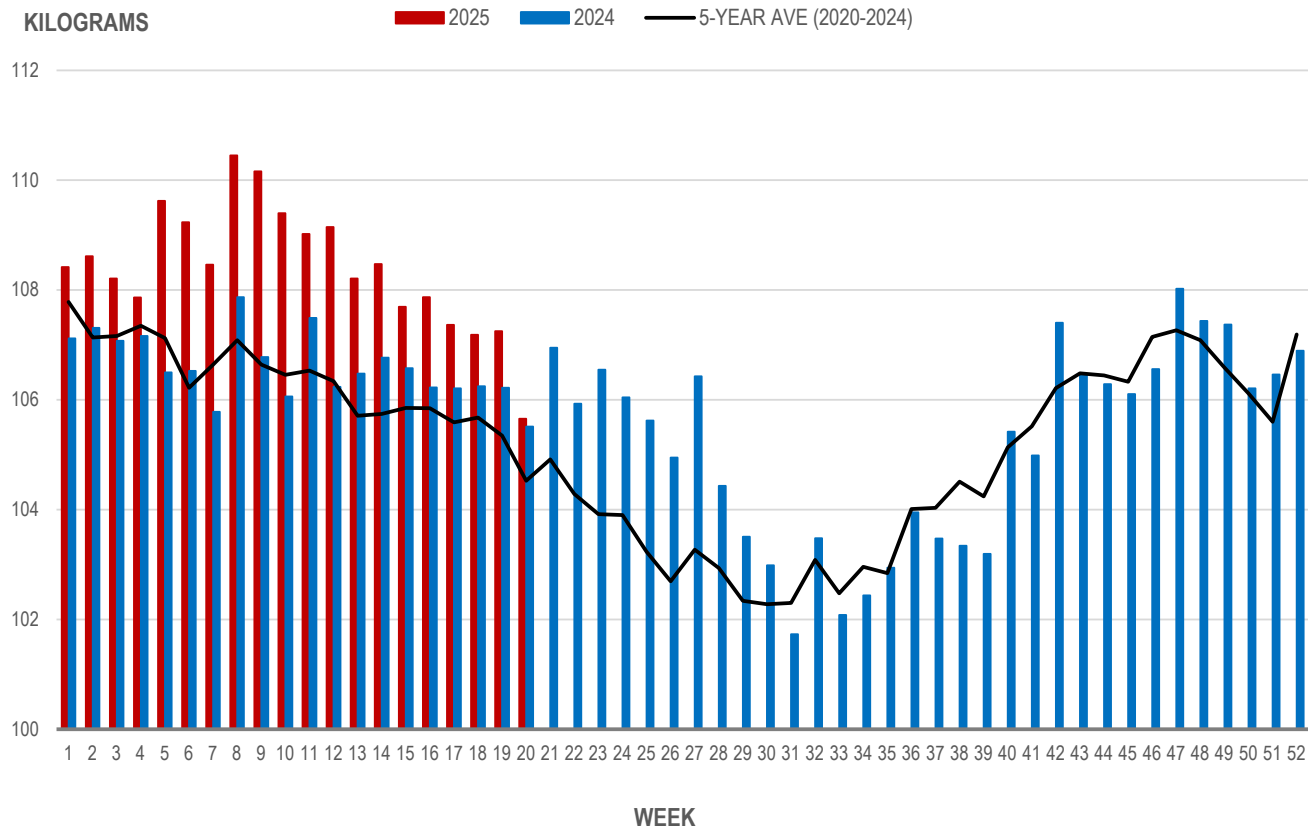
Source: Manitoba major processors

Average Weight of Hogs Processed by Major Processors, Kg

Week	Week ending date	2025	2024	Change from Previous Week	Change from Previous Year
17	2025-04-25	107.37	106.21	-0.5%	1.1%
18	2025-05-02	107.18	106.25	-0.2%	0.9%
19	2025-05-09	107.25	106.22	0.1%	1.0%
20	2025-05-16	105.66	105.51	-1.5%	0.1%
Four week average		106.86	106.05	-	0.8%

Source: Manitoba major processors.

AVERAGE WEIGHT OF HOGS PROCESSED BY MAJOR PROCESSORS WEEKLY



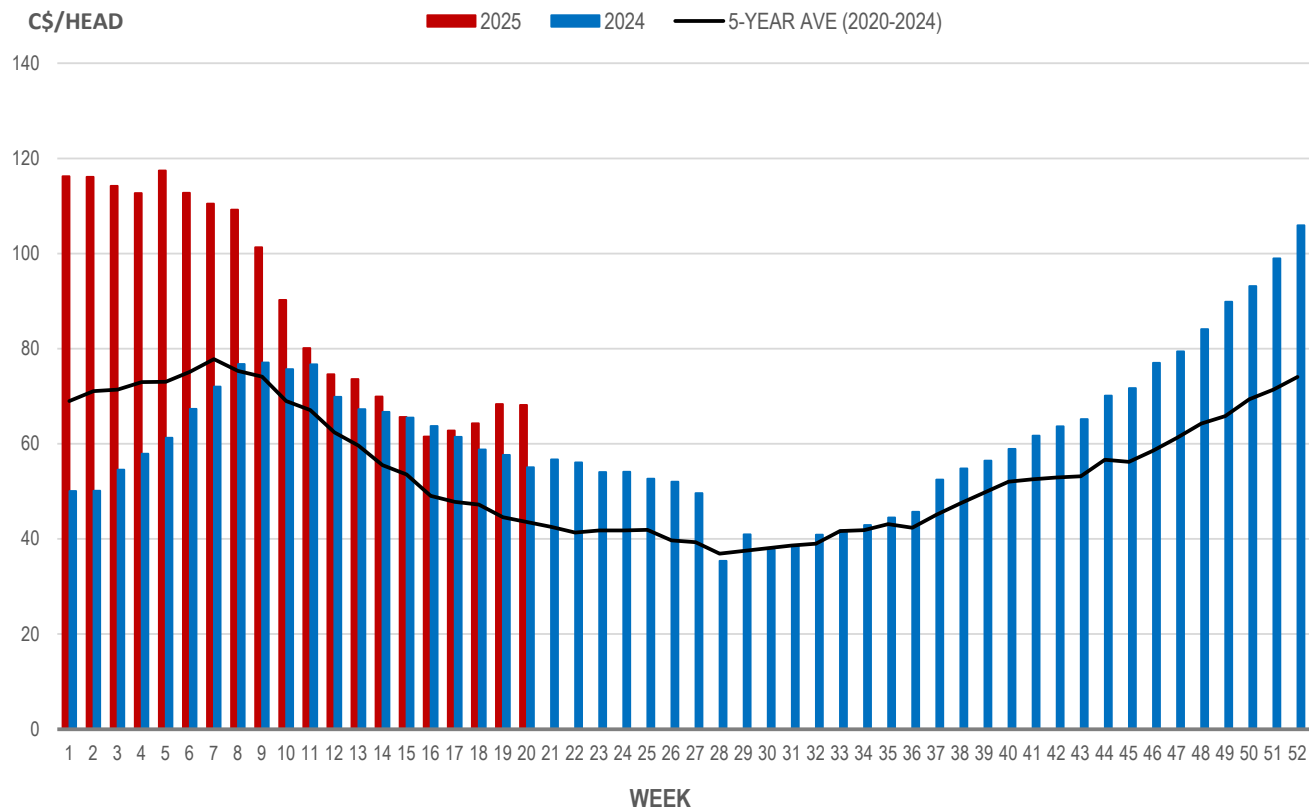
Source: Manitoba major processors

# Weaning Pigs (U.S. Total Composite Weighted Average Price per Head)

	Formula and Cash Low, US\$/Head	Formula and Cash High, US\$/Head	Wtd Avg Price, US\$/Head	Wtd Avg Price, C\$/Head
Early Weaned (10-12 lb)	35.00	67.00	48.76	68.16
Feeder Pigs (40 lb)	74.00	86.00	80.05	111.90

Source: USDA, AMS

## EARLY WEANED PIGS (U.S. TOTAL COMPOSITE WEIGHTED AVERAGE PRICE PER HEAD) WEEKLY



Source: USDA, AMS

### Contact us

- [www.manitoba.ca/agriculture/markets-and-statistics/](http://www.manitoba.ca/agriculture/markets-and-statistics/)
- Email us at [industryintelligence@gov.mb.ca](mailto:industryintelligence@gov.mb.ca)
- Follow us on X @MBGovAg

