

MANITOBA MARKETS

Hog Prices



June 17, 2025

[Click here for definitions of how data is collected and calculated.](#)

Exchange rates (Friday close)

1 US \$ = C \$1.3598

1 EURO = C \$1.5692

1 Yen = C \$0.00944

[Data source: Bank of Canada](#)

[Click to view the interactive hog dashboards for current and historical charts.](#)

Manitoba Weighted Average Carcass Prices (including premiums and discounts)

All In Weights C\$/100 kg

Week	Week ending date	2025	2024	Change from Previous Week	Change from Previous Year
21	2025-05-23	252.51	242.48	0.0%	4.1%
22	2025-05-30	256.69	249.97	1.7%	2.7%
23	2025-06-06	263.24	250.24	2.6%	5.2%
24	2025-06-13	269.57	251.45	2.4%	7.2%
Four week average		260.50	248.54	-	4.8%

Source: Manitoba major processors.

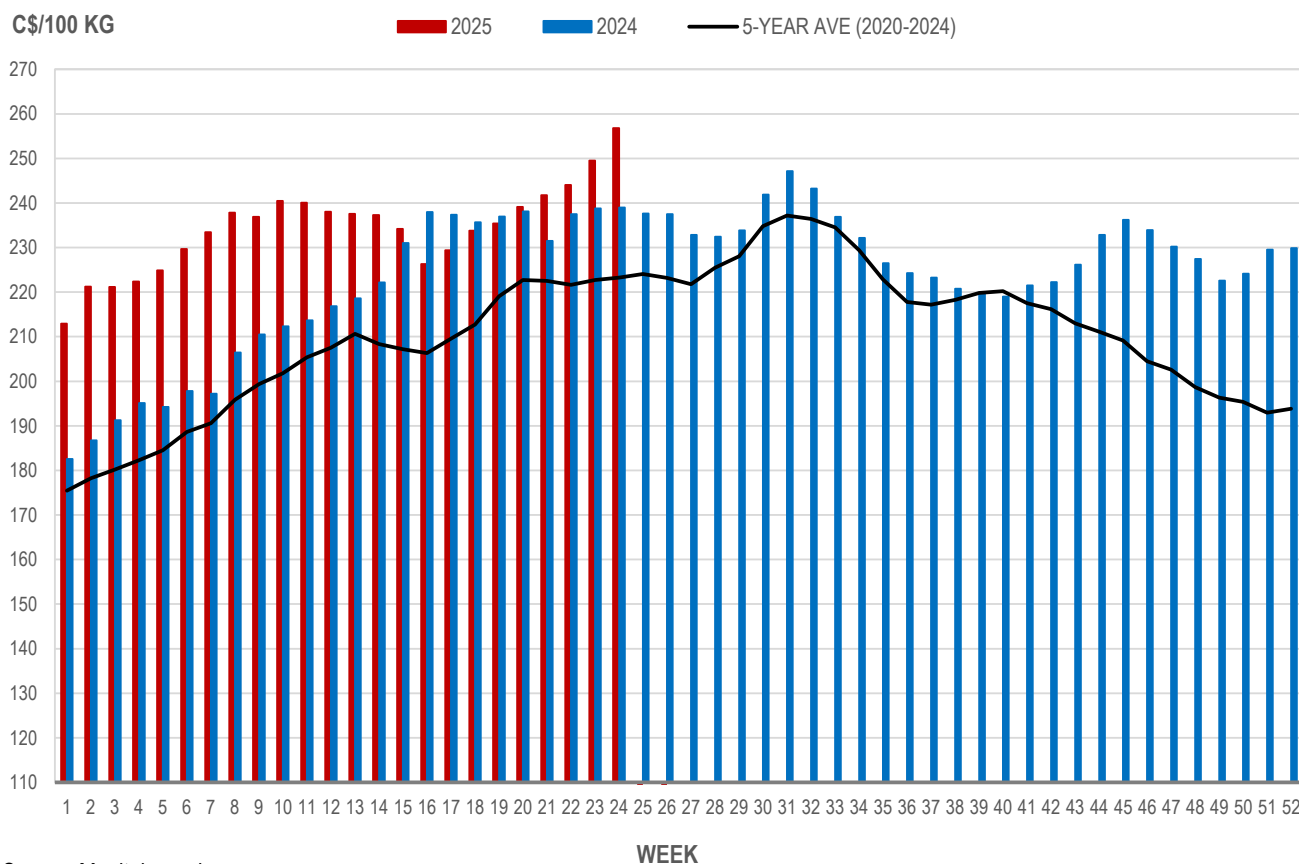


Index 100, C\$/100 kg

Week	Week ending date	2025	2024	Change from Previous Week	Change from Previous Year
21	2025-05-23	241.77	231.47	1.1%	4.5%
22	2025-05-30	244.02	237.52	0.9%	2.7%
23	2025-06-06	249.50	238.77	2.2%	4.5%
24	2025-06-13	256.77	239.00	2.9%	7.4%
Four week average		248.02	236.69	-	4.8%

Source: Manitoba major processors.

MANITOBA WEIGHTED AVERAGE INDEX 100 HOG PRICES WEEKLY



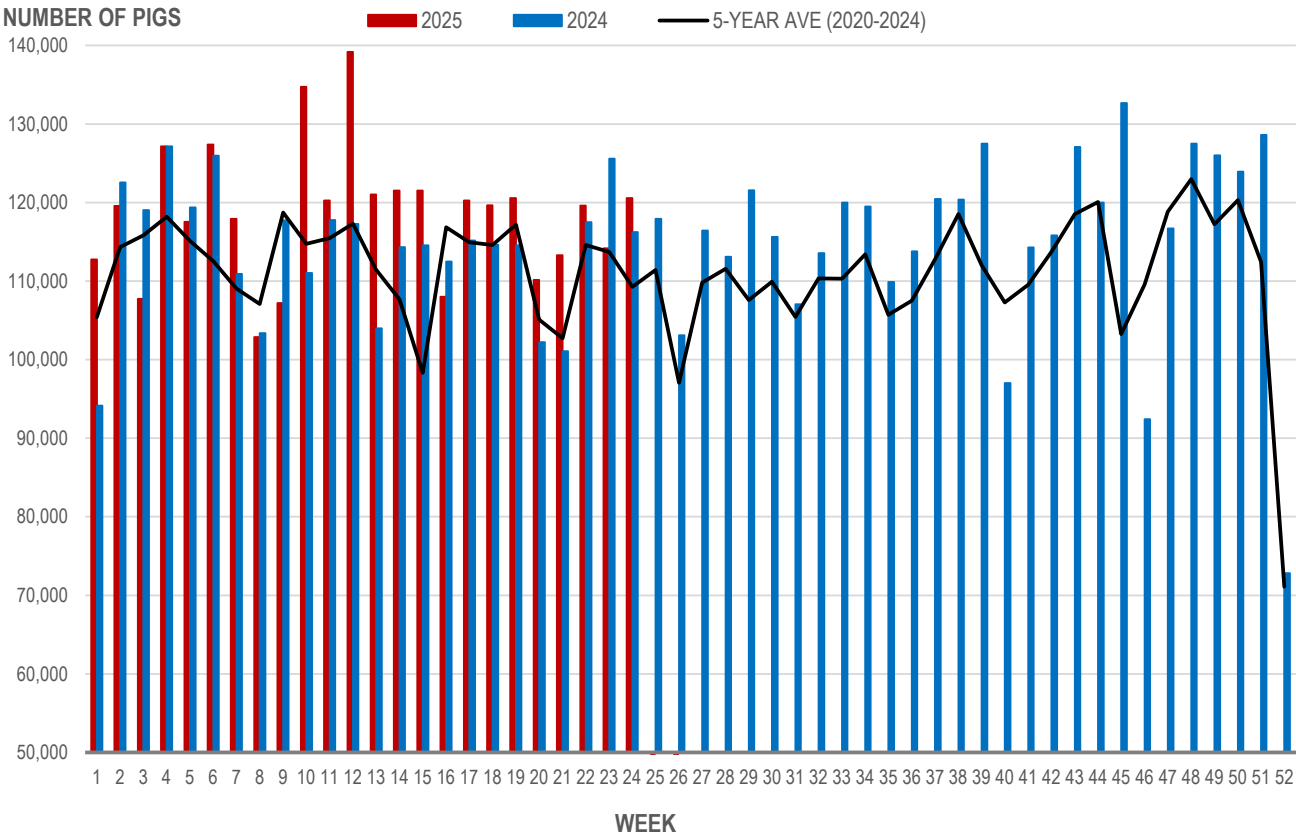
Source: Manitoba major processors

Number of Pigs Processed by Major Processors

Week	Week ending date	2025	2024	Change from Previous Week	Change from Previous Year
21	2025-05-23	113,291	101,075	2.8%	12.1%
22	2025-05-30	119,622	117,497	5.6%	1.8%
23	2025-06-06	114,181	125,566	-4.5%	-9.1%
24	2025-06-13	120,548	116,231	5.6%	3.7%
Four week average		116,911	115,092	-	1.6%

Source: Manitoba major processors.

NUMBER OF PIGS PROCESSED BY MAJOR PROCESSORS WEEKLY



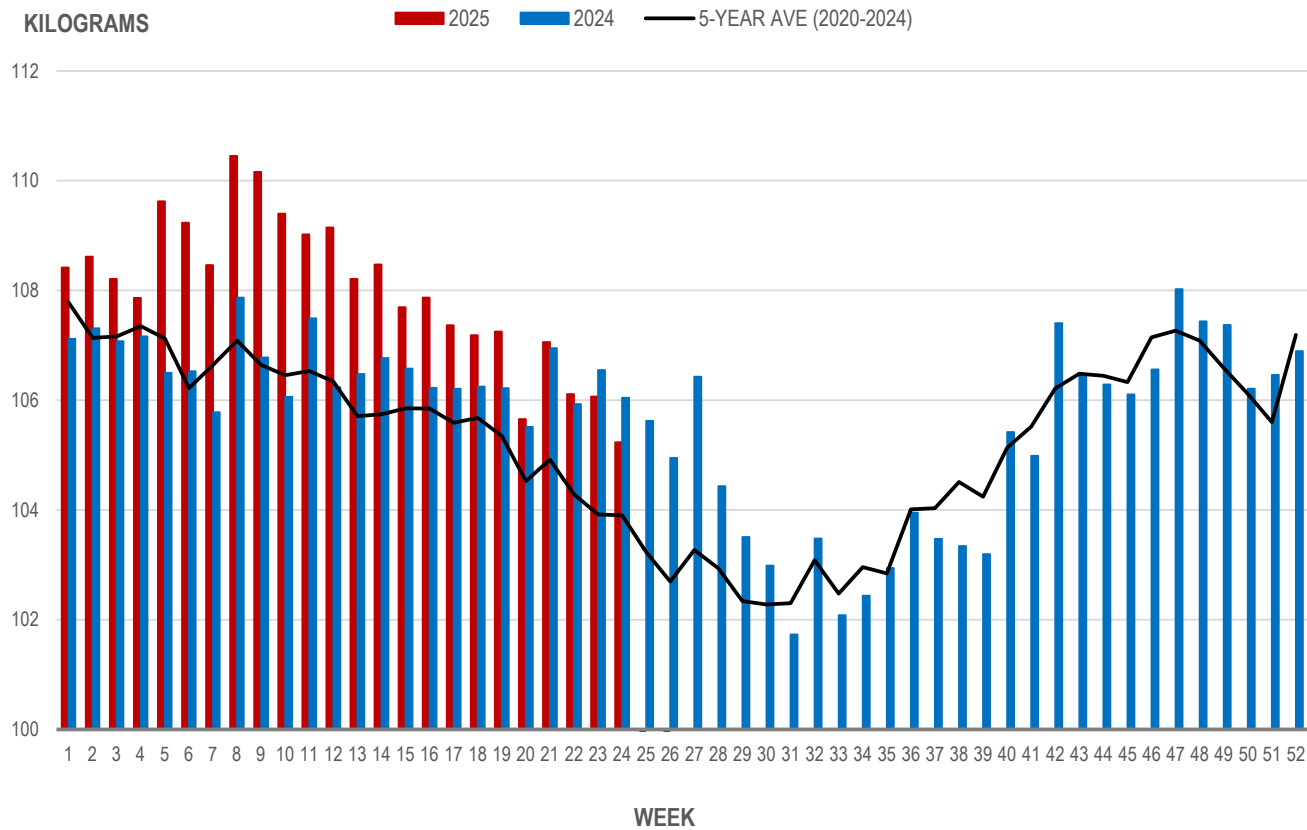
Source: Manitoba major processors

Average Weight of Hogs Processed by Major Processors, Kg

Week	Week ending date	2025	2024	Change from Previous Week	Change from Previous Year
21	2025-05-23	107.06	106.95	1.3%	0.1%
22	2025-05-30	106.11	105.93	-0.9%	0.2%
23	2025-06-06	106.07	106.55	0.0%	-0.5%
24	2025-06-13	105.23	106.05	-0.8%	-0.8%
Four week average		106.12	106.37	-	-0.2%

Source: Manitoba major processors.

AVERAGE WEIGHT OF HOGS PROCESSED BY MAJOR PROCESSORS WEEKLY



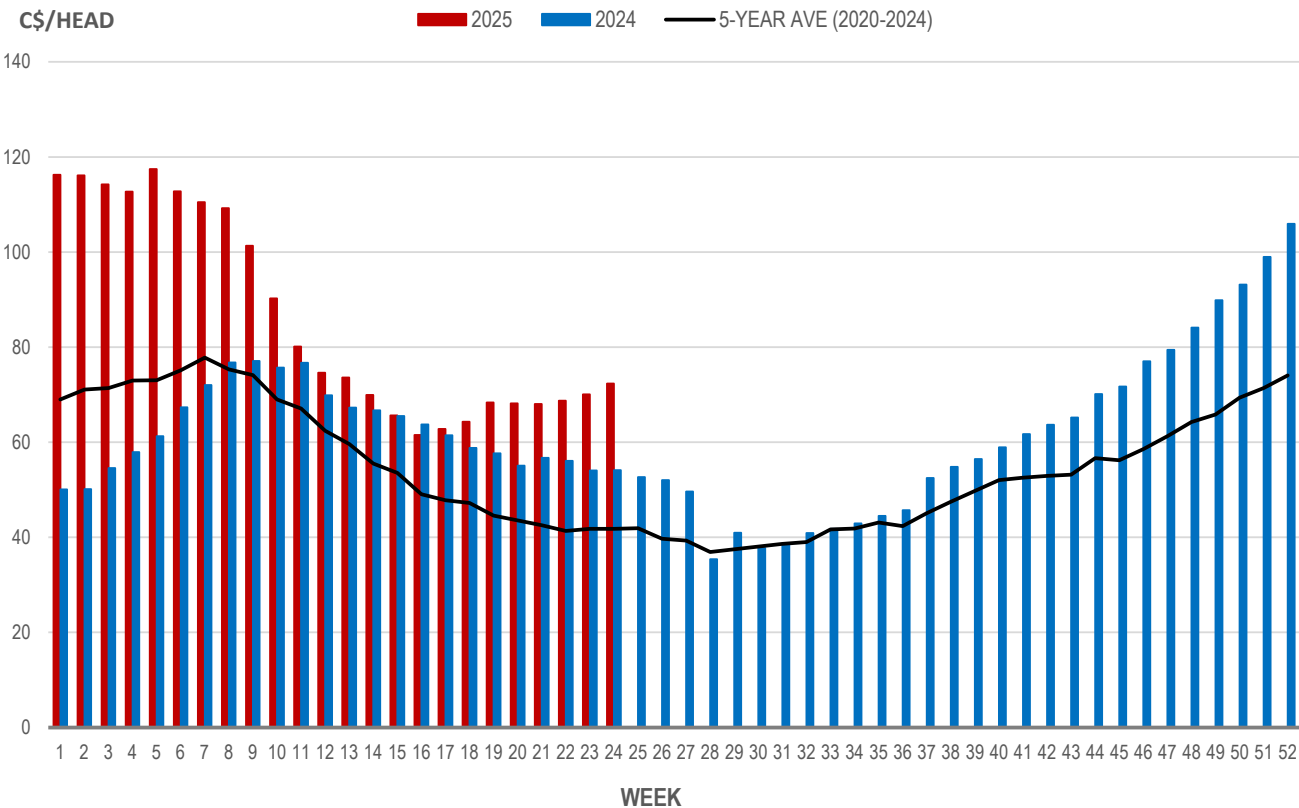
Source: Manitoba major processors

Weaning Pigs (U.S. Total Composite Weighted Average Price per Head)

	Formula and Cash Low, US\$/Head	Formula and Cash High, US\$/Head	Wtd Avg Price, US\$/Head	Wtd Avg Price, C\$/Head
Early Weaned (10-12 lb)	40.00	63.00	53.20	72.34
Feeder Pigs (40 lb)	80.00	88.00	83.94	114.14

Source: USDA, AMS

EARLY WEANED PIGS (U.S. TOTAL COMPOSITE WEIGHTED AVERAGE PRICE PER HEAD) WEEKLY



Source: USDA, AMS

Contact us

- www.manitoba.ca/agriculture/markets-and-statistics/
- Email us at industryintelligence@gov.mb.ca
- Follow us on X @MBGovAg

