

MANITOBA MARKETS

Hog Prices



June 24, 2025

[Click here for definitions of how data is collected and calculated.](#)

Exchange rates (Friday close)

1 US \$ = C \$1.3728

1 EURO = C \$1.5819

1 Yen = C \$0.00941

[Data source: Bank of Canada](#)

[Click to view the interactive hog dashboards for current and historical charts.](#)

Manitoba Weighted Average Carcass Prices (including premiums and discounts)

All In Weights C\$/100 kg

Week	Week ending date	2025	2024	Change from Previous Week	Change from Previous Year
22	2025-05-30	256.69	249.97	1.7%	2.7%
23	2025-06-06	263.24	250.24	2.6%	5.2%
24	2025-06-13	269.57	251.45	2.4%	7.2%
25	2025-06-20	281.19	249.90	4.3%	12.5%
Four week average		267.67	250.39	-	6.9%

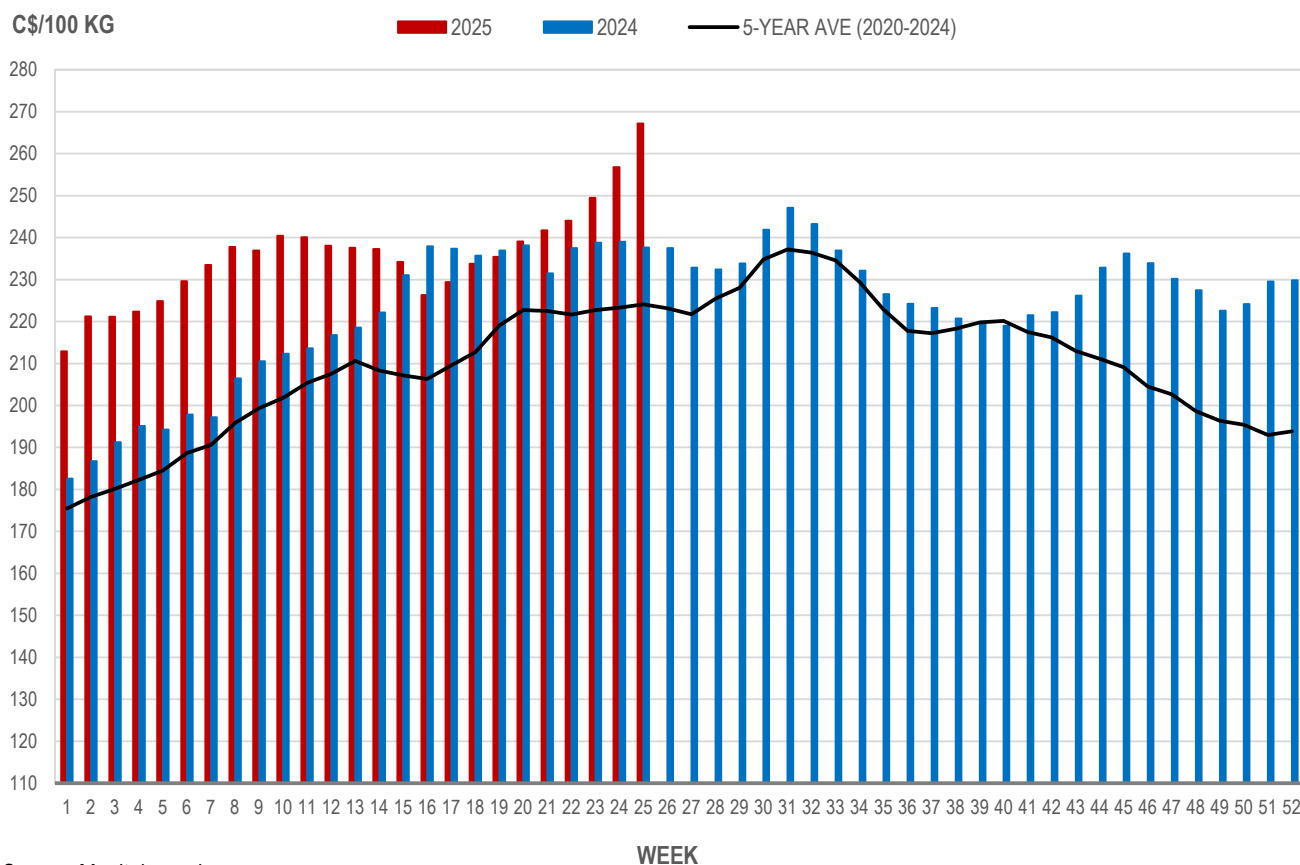
Source: Manitoba major processors.

Index 100, C\$/100 kg

Week	Week ending date	2025	2024	Change from Previous Week	Change from Previous Year
22	2025-05-30	244.02	237.52	0.9%	2.7%
23	2025-06-06	249.50	238.77	2.2%	4.5%
24	2025-06-13	256.77	239.00	2.9%	7.4%
25	2025-06-20	267.20	237.62	4.1%	12.4%
Four week average		254.38	238.23	-	6.8%

Source: Manitoba major processors.

MANITOBA WEIGHTED AVERAGE INDEX 100 HOG PRICES WEEKLY



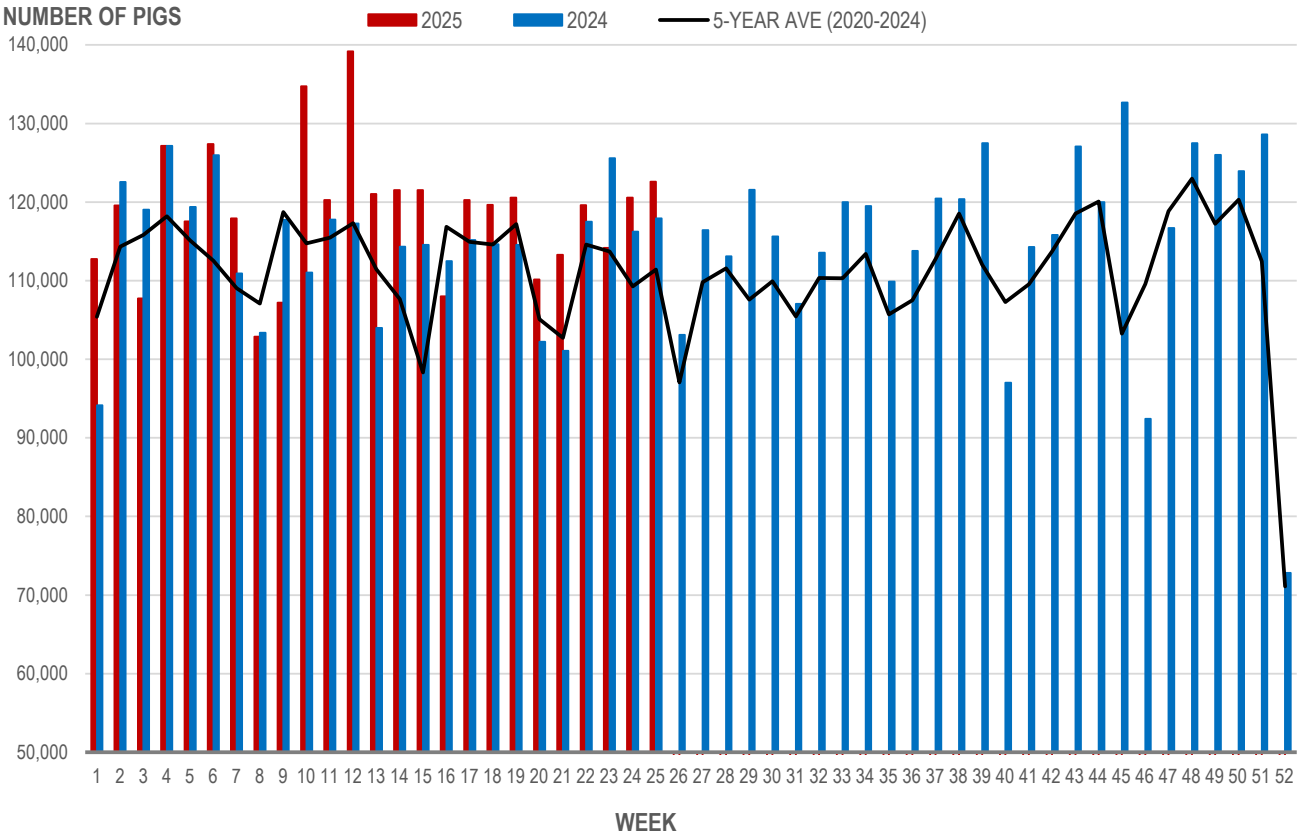
Source: Manitoba major processors

Number of Pigs Processed by Major Processors

Week	Week ending date	2025	2024	Change from Previous Week	Change from Previous Year
22	2025-05-30	119,622	117,497	5.6%	1.8%
23	2025-06-06	114,181	125,566	-4.5%	-9.1%
24	2025-06-13	120,548	116,231	5.6%	3.7%
25	2025-06-20	122,601	117,939	1.7%	4.0%
Four week average		119,238	119,308	-	-0.1%

Source: Manitoba major processors.

NUMBER OF PIGS PROCESSED BY MAJOR PROCESSORS WEEKLY



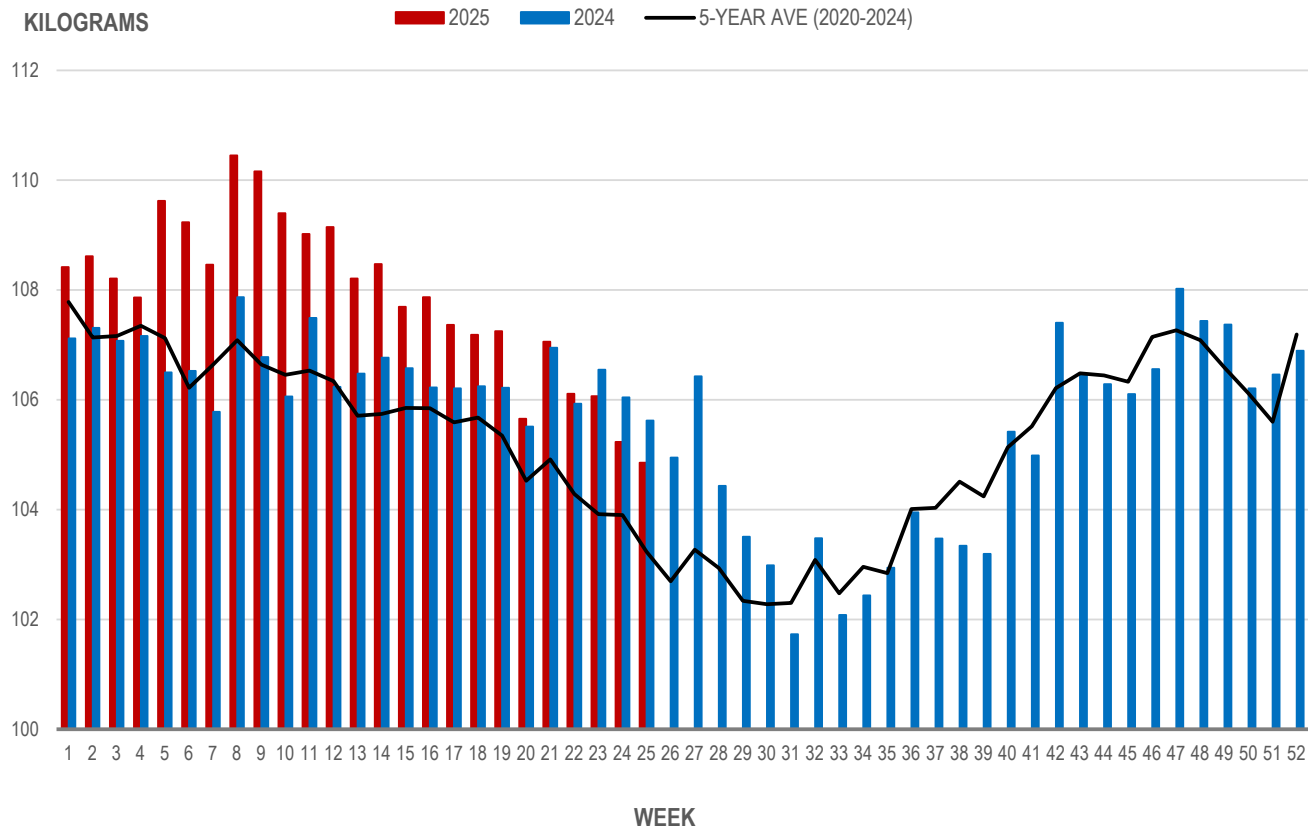
Source: Manitoba major processors

Average Weight of Hogs Processed by Major Processors, Kg

Week	Week ending date	2025	2024	Change from Previous Week	Change from Previous Year
22	2025-05-30	106.11	105.93	-0.9%	0.2%
23	2025-06-06	106.07	106.55	0.0%	-0.5%
24	2025-06-13	105.23	106.05	-0.8%	-0.8%
25	2025-06-20	104.85	105.62	-0.4%	-0.7%
Four week average		105.57	106.04	-	-0.4%

Source: Manitoba major processors.

AVERAGE WEIGHT OF HOGS PROCESSED BY MAJOR PROCESSORS WEEKLY



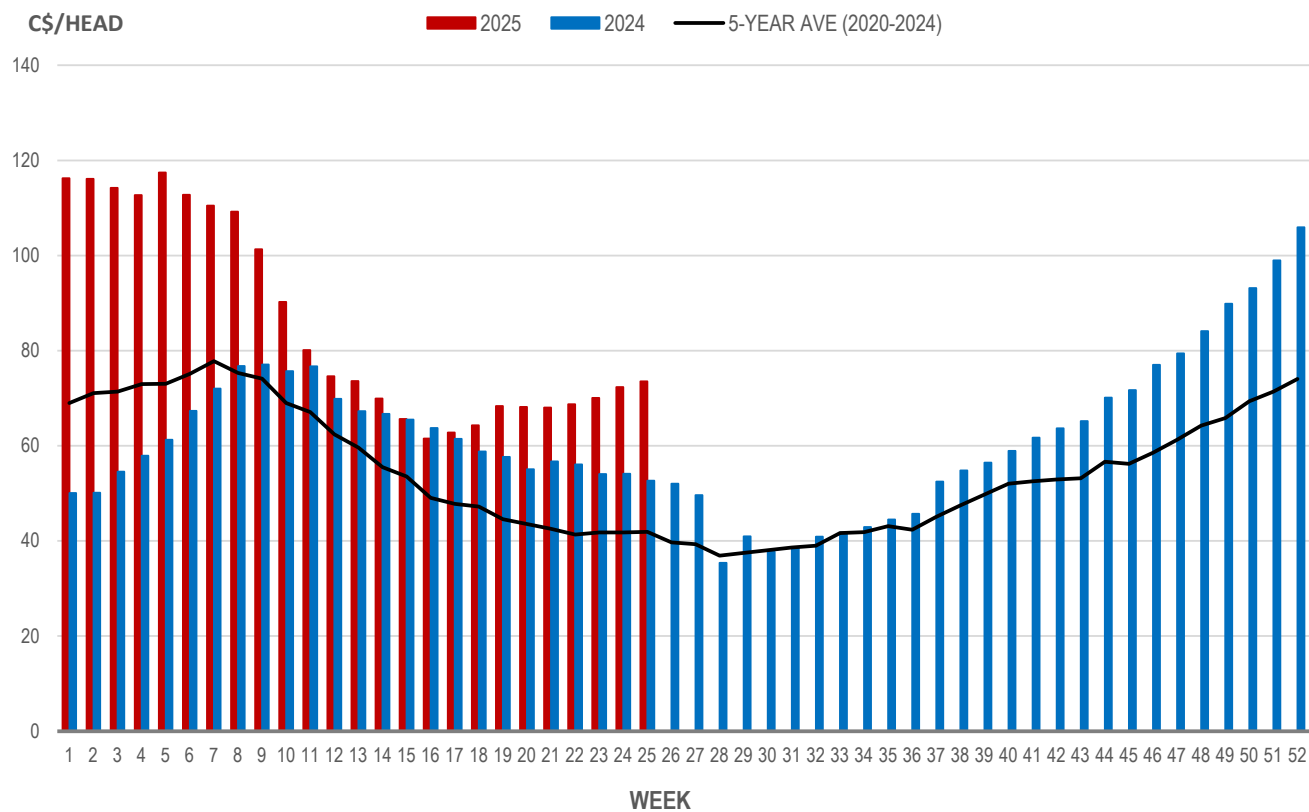
Source: Manitoba major processors

Weaning Pigs (U.S. Total Composite Weighted Average Price per Head)

	Formula and Cash Low, US\$/Head	Formula and Cash High, US\$/Head	Wtd Avg Price, US\$/Head	Wtd Avg Price, C\$/Head
Early Weaned (10-12 lb)	40.00	64.00	53.57	73.54
Feeder Pigs (40 lb)	83.00	94.00	88.15	121.01

Source: USDA, AMS

EARLY WEANED PIGS (U.S. TOTAL COMPOSITE WEIGHTED AVERAGE PRICE PER HEAD) WEEKLY



Source: USDA, AMS

Contact us

- www.manitoba.ca/agriculture/markets-and-statistics/
- Email us at industryintelligence@gov.mb.ca
- Follow us on X @MBGovAg

