

MANITOBA MARKETS

Hog Prices



July 15, 2025

[Click here for definitions of how data is collected and calculated.](#)

Exchange rates (Friday close)

1 US \$ = C \$1.3684

1 EURO = C \$1.5999

1 Yen = C \$0.00929

[Data source: Bank of Canada](#)

[Click to view the interactive hog dashboards for current and historical charts.](#)

Manitoba Weighted Average Carcass Prices (including premiums and discounts)

All In Weights C\$/100 kg

Week	Week ending date	2025	2024	Change from Previous Week	Change from Previous Year
25	2025-06-20	281.19	249.90	4.3%	12.5%
26	2025-06-27	290.52	250.47	3.3%	16.0%
27	2025-07-04	285.35	243.61	-1.8%	17.1%
28	2025-07-11	279.79	244.08	-1.9%	14.6%
Four week average		284.21	247.02	-	15.1%

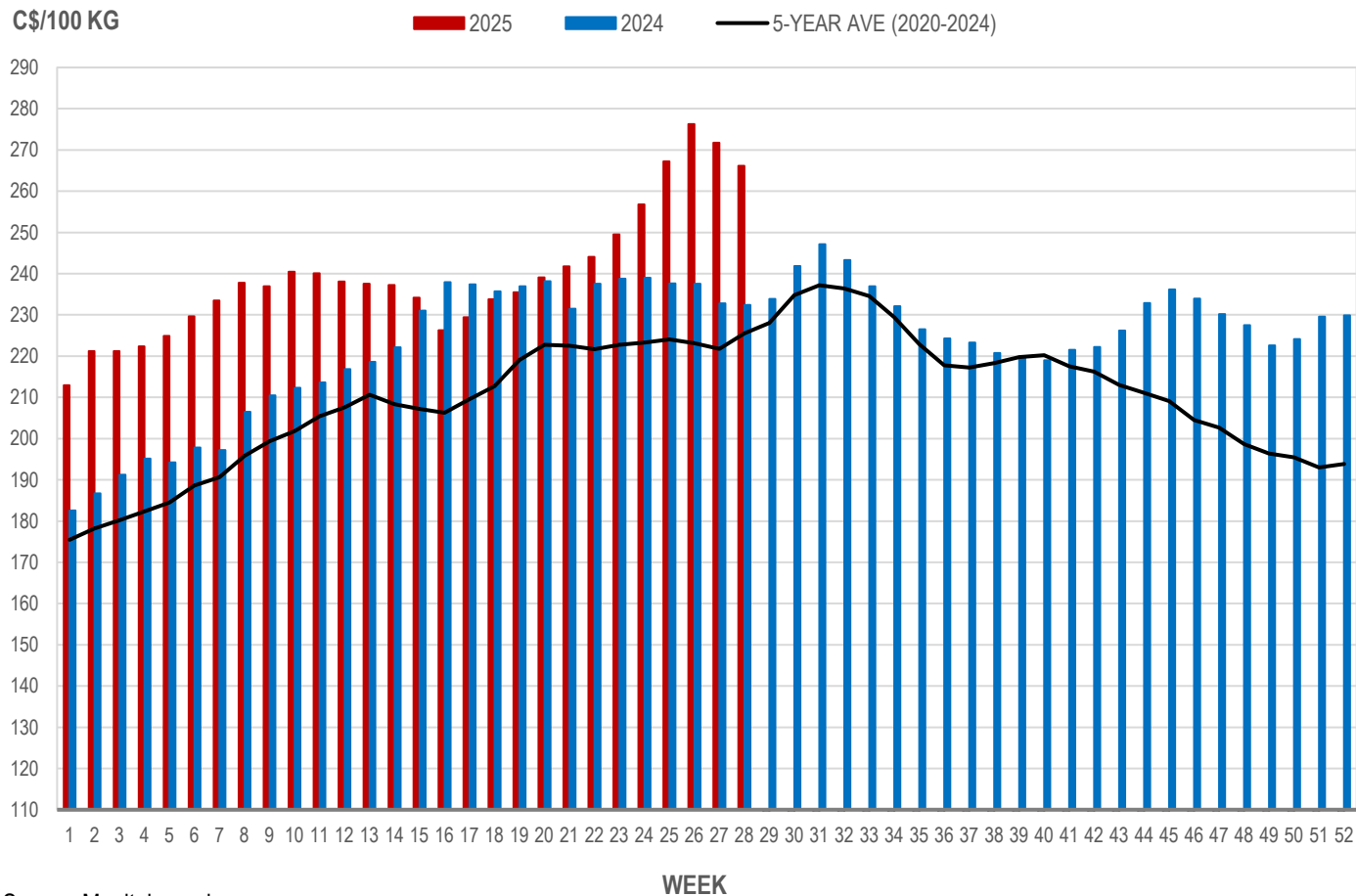
Source: Manitoba major processors.

Index 100, C\$/100 kg

Week	Week ending date	2025	2024	Change from Previous Week	Change from Previous Year
25	2025-06-20	267.20	237.62	4.1%	12.4%
26	2025-06-27	276.25	237.52	3.4%	16.3%
27	2025-07-04	271.72	232.81	-1.6%	16.7%
28	2025-07-11	266.11	232.40	-2.1%	14.5%
Four week average		270.32	235.09	-	15.0%

Source: Manitoba major processors.

MANITOBA WEIGHTED AVERAGE INDEX 100 HOG PRICES WEEKLY



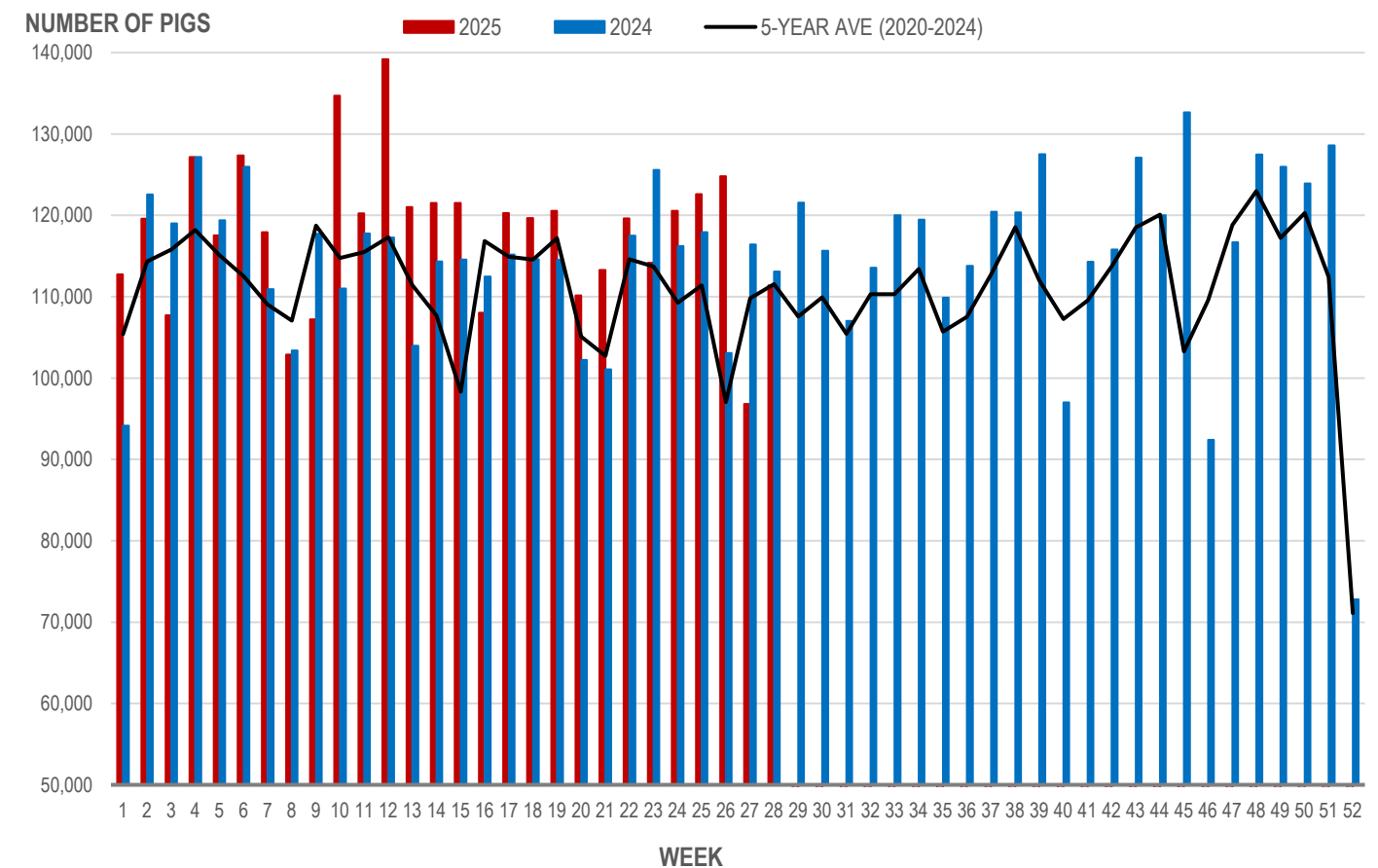
Source: Manitoba major processors

Number of Pigs Processed by Major Processors

Week	Week ending date	2025	2024	Change from Previous Week	Change from Previous Year
25	2025-06-20	122,601	117,939	1.7%	4.0%
26	2025-06-27	124,796	103,091	1.8%	21.1%
27	2025-07-04	96,824	116,428	-22.4%	-16.8%
28	2025-07-11	111,394	113,104	15.0%	-1.5%
Four week average		113,904	112,641	-	1.1%

Source: Manitoba major processors.

NUMBER OF PIGS PROCESSED BY MAJOR PROCESSORS WEEKLY



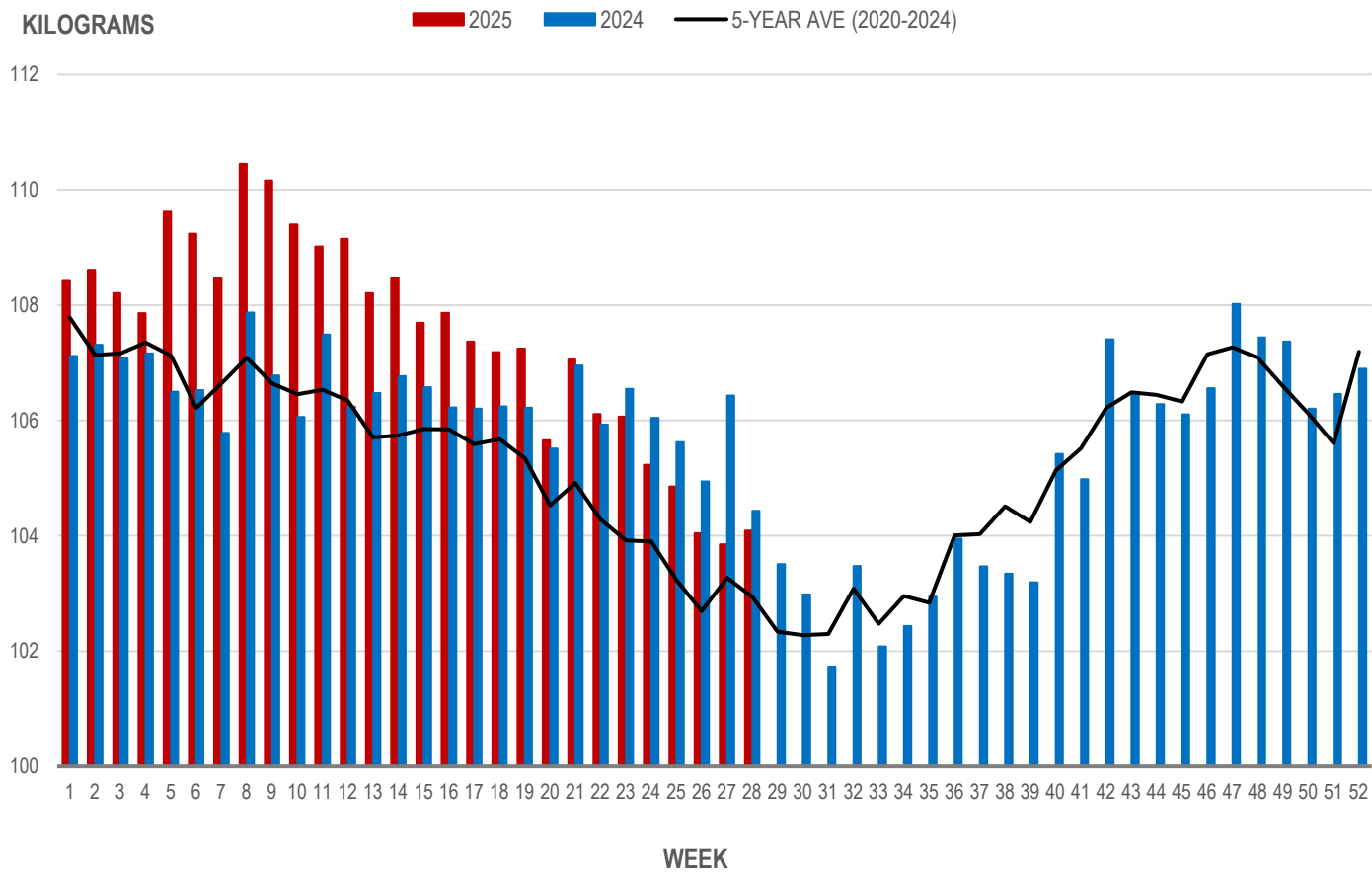
Source: Manitoba major processors

Average Weight of Hogs Processed by Major Processors, Kg

Week	Week ending date	2025	2024	Change from Previous Week	Change from Previous Year
25	2025-06-20	104.85	105.62	-0.4%	-0.7%
26	2025-06-27	104.05	104.95	-0.8%	-0.9%
27	2025-07-04	103.85	106.43	-0.2%	-2.4%
28	2025-07-11	104.09	104.43	0.2%	-0.3%
Four week average		104.21	105.36	-	-1.1%

Source: Manitoba major processors.

AVERAGE WEIGHT OF HOGS PROCESSED BY MAJOR PROCESSORS WEEKLY



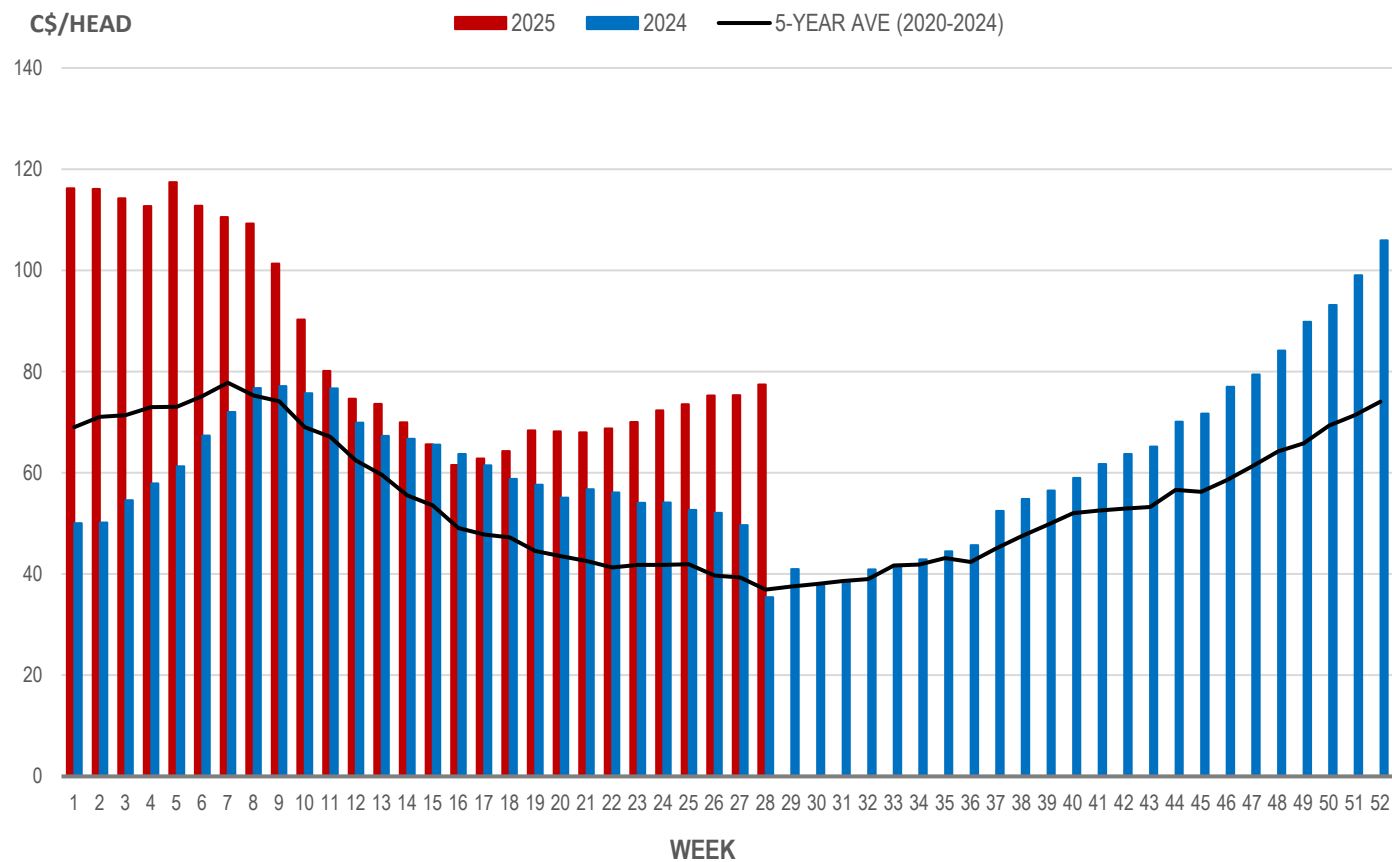
Source: Manitoba major processors

Weaning Pigs (U.S. Total Composite Weighted Average Price per Head)

	Formula and Cash Low, US\$/Head	Formula and Cash High, US\$/Head	Wtd Avg Price, US\$/Head	Wtd Avg Price, C\$/Head
Early Weaned (10-12 lb)	40.00	65.19	56.61	77.47
Feeder Pigs (40 lb)	70.00	90.00	82.58	113.00

Source: USDA, AMS

EARLY WEANED PIGS (U.S. TOTAL COMPOSITE WEIGHTED AVERAGE PRICE PER HEAD) WEEKLY



Source: USDA, AMS

Contact us

- www.manitoba.ca/agriculture/markets-and-statistics/
- Email us at industryintelligence@gov.mb.ca
- Follow us on X @MBGovAg

