

MANITOBA MARKETS

Hog Prices



July 22, 2025

[Click here for definitions of how data is collected and calculated.](#)

Exchange rates (Friday close)

1 US \$ = C \$1.3720

1 EURO = C \$1.5970

1 Yen = C \$0.00923

[Data source: Bank of Canada](#)

[Click to view the interactive hog dashboards for current and historical charts.](#)

Manitoba Weighted Average Carcass Prices (including premiums and discounts)

All In Weights C\$/100 kg

Week	Week ending date	2025	2024	Change from Previous Week	Change from Previous Year
26	2025-06-27	290.52	250.47	3.3%	16.0%
27	2025-07-04	285.35	243.61	-1.8%	17.1%
28	2025-07-11	279.79	244.08	-1.9%	14.6%
29	2025-07-18	281.54	245.35	0.6%	14.7%
Four week average		284.30	245.88	-	15.6%

Source: Manitoba major processors.

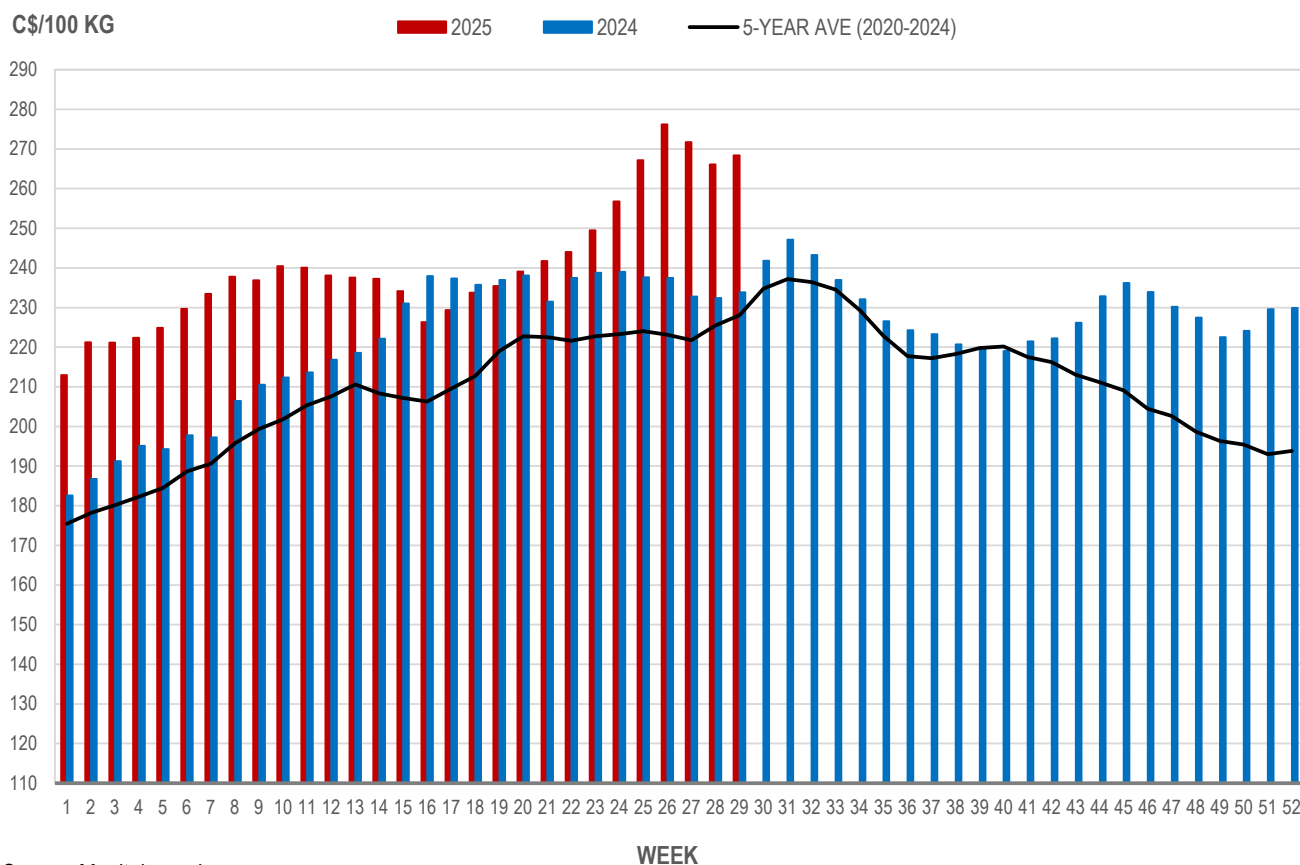


Index 100, C\$/100 kg

Week	Week ending date	2025	2024	Change from Previous Week	Change from Previous Year
26	2025-06-27	276.25	237.52	3.4%	16.3%
27	2025-07-04	271.72	232.81	-1.6%	16.7%
28	2025-07-11	266.11	232.40	-2.1%	14.5%
29	2025-07-18	268.41	233.83	0.9%	14.8%
Four week average		270.62	234.14	-	15.6%

Source: Manitoba major processors.

MANITOBA WEIGHTED AVERAGE INDEX 100 HOG PRICES WEEKLY



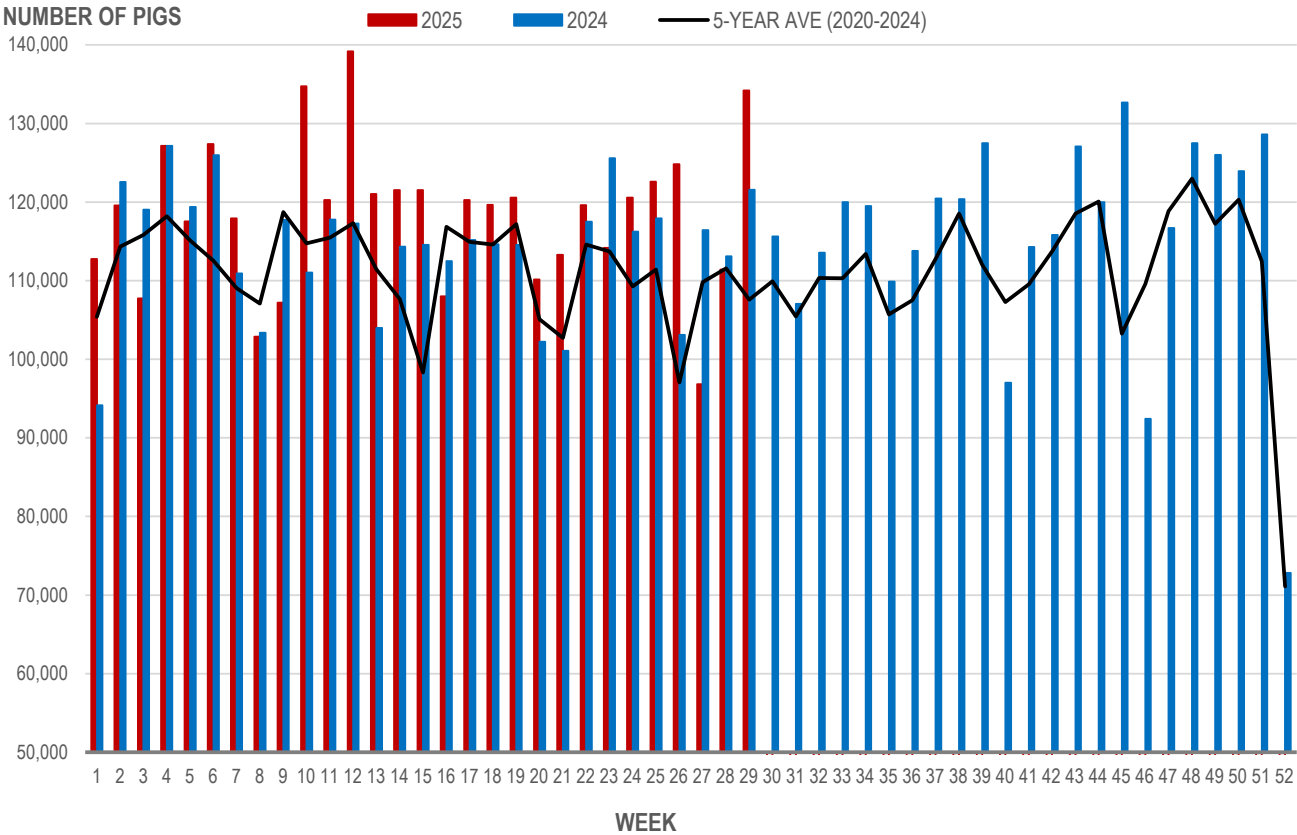
Source: Manitoba major processors

Number of Pigs Processed by Major Processors

Week	Week ending date	2025	2024	Change from Previous Week	Change from Previous Year
26	2025-06-27	124,796	103,091	1.8%	21.1%
27	2025-07-04	96,824	116,428	-22.4%	-16.8%
28	2025-07-11	111,394	113,104	15.0%	-1.5%
29	2025-07-18	134,206	121,557	20.5%	10.4%
Four week average		116,805	113,545	-	2.9%

Source: Manitoba major processors.

NUMBER OF PIGS PROCESSED BY MAJOR PROCESSORS WEEKLY



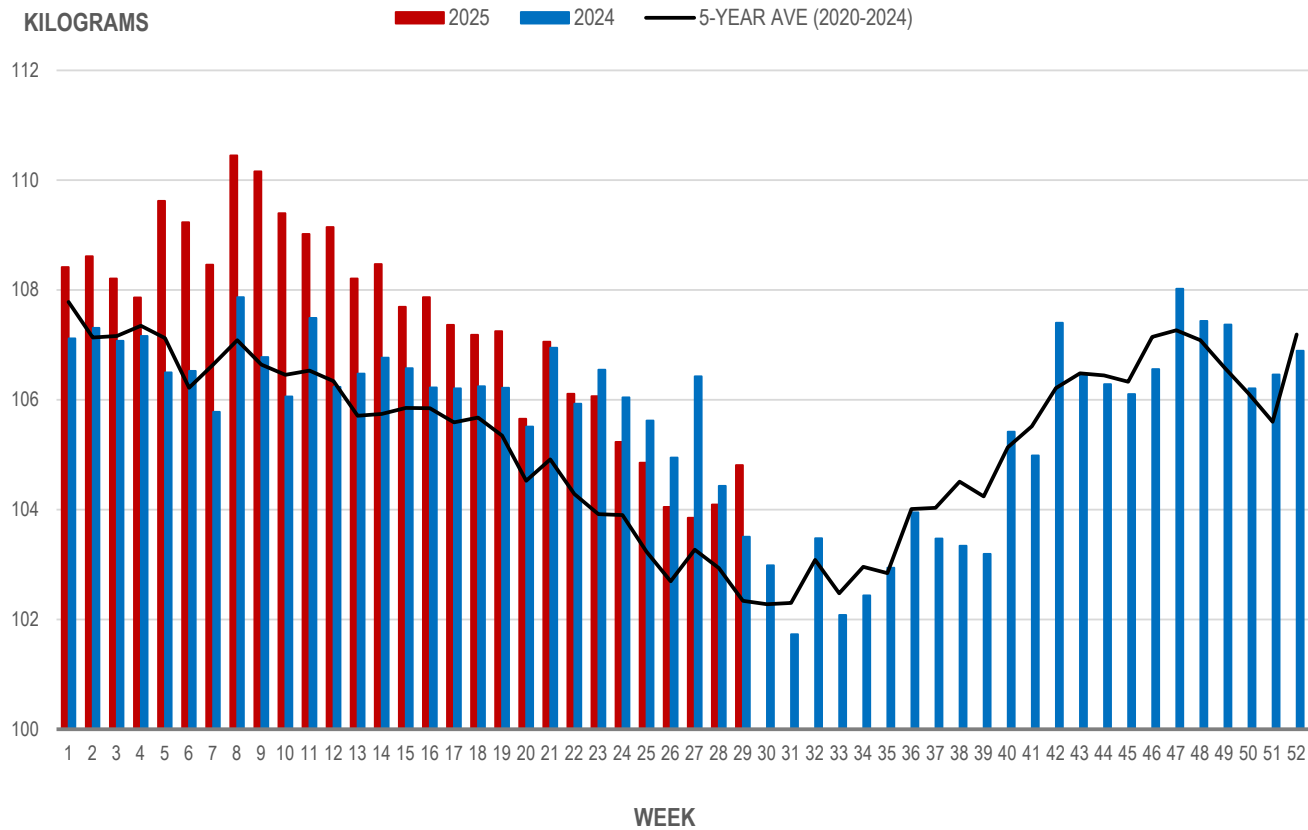
Source: Manitoba major processors

Average Weight of Hogs Processed by Major Processors, Kg

Week	Week ending date	2025	2024	Change from Previous Week	Change from Previous Year
26	2025-06-27	104.05	104.95	-0.8%	-0.9%
27	2025-07-04	103.85	106.43	-0.2%	-2.4%
28	2025-07-11	104.09	104.43	0.2%	-0.3%
29	2025-07-18	104.81	103.51	0.7%	1.3%
Four week average		104.20	104.83	-	-0.6%

Source: Manitoba major processors.

AVERAGE WEIGHT OF HOGS PROCESSED BY MAJOR PROCESSORS WEEKLY



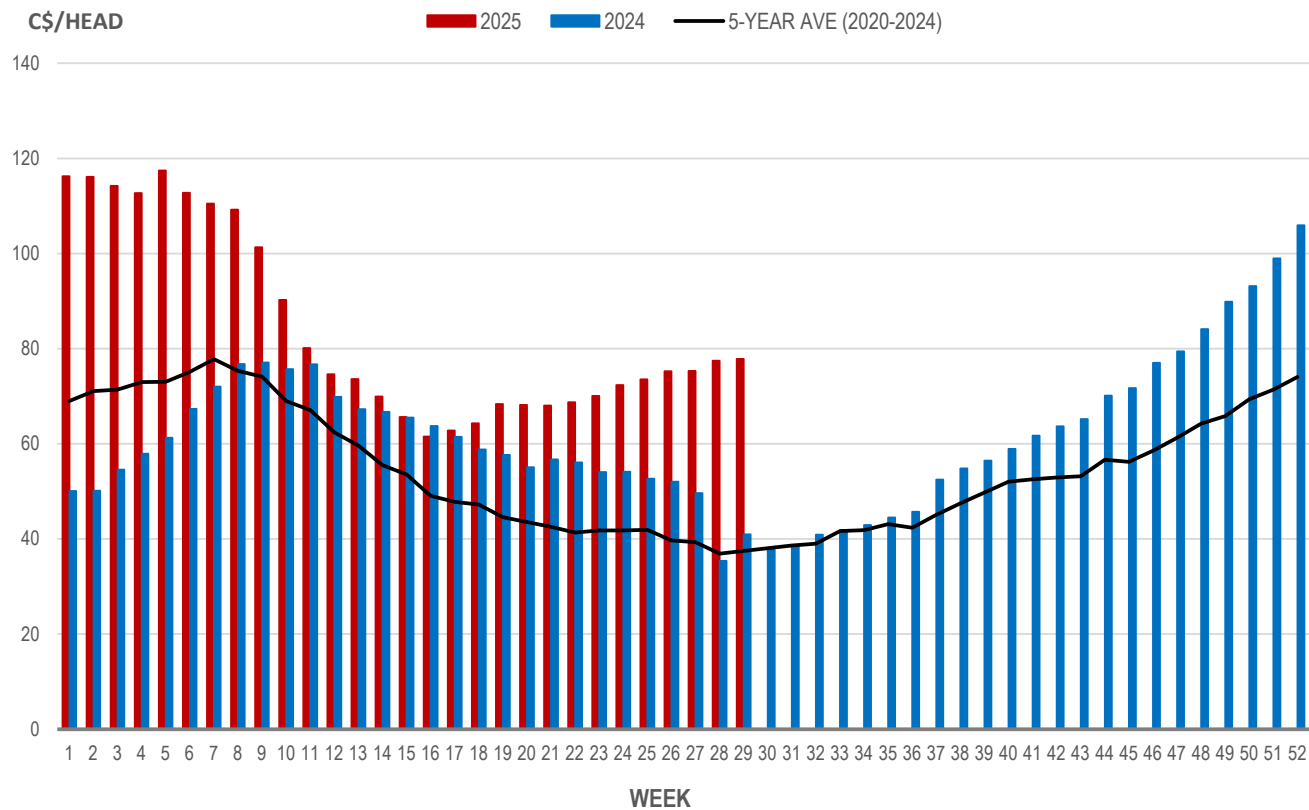
Source: Manitoba major processors

Weaning Pigs (U.S. Total Composite Weighted Average Price per Head)

	Formula and Cash Low, US\$/Head	Formula and Cash High, US\$/Head	Wtd Avg Price, US\$/Head	Wtd Avg Price, C\$/Head
Early Weaned (10-12 lb)	47.00	57.32	56.76	77.87
Feeder Pigs (40 lb)	64.00	87.00	76.44	104.88

Source: USDA, AMS

EARLY WEANED PIGS (U.S. TOTAL COMPOSITE WEIGHTED AVERAGE PRICE PER HEAD) WEEKLY



Source: USDA, AMS

Contact us

- www.manitoba.ca/agriculture/markets-and-statistics/
- Email us at industryintelligence@gov.mb.ca
- Follow us on X @MBGovAg

