

## MANITOBA MARKETS

# Hog Prices



August 19, 2025

[Click here for definitions of how data is collected and calculated.](#)

### Exchange rates (Friday close)

1 US \$ = C \$1.3806

1 EURO = C \$1.6156

1 Yen = C \$0.00939

[Data source: Bank of Canada](#)

[Click to view the interactive hog dashboards for current and historical charts.](#)

### Manitoba Weighted Average Carcass Prices (including premiums and discounts)

#### All In Weights C\$/100 kg

Week	Week ending date	2025	2024	Change from Previous Week	Change from Previous Year
30	2025-07-25	285.05	253.33	1.2%	12.5%
31	2025-08-01	289.43	260.05	1.5%	11.3%
32	2025-08-08	283.80	253.66	-1.9%	11.9%
33	2025-08-15	288.04	249.09	1.5%	15.6%
Four week average		286.58	254.03	-	12.8%

Source: Manitoba major processors.

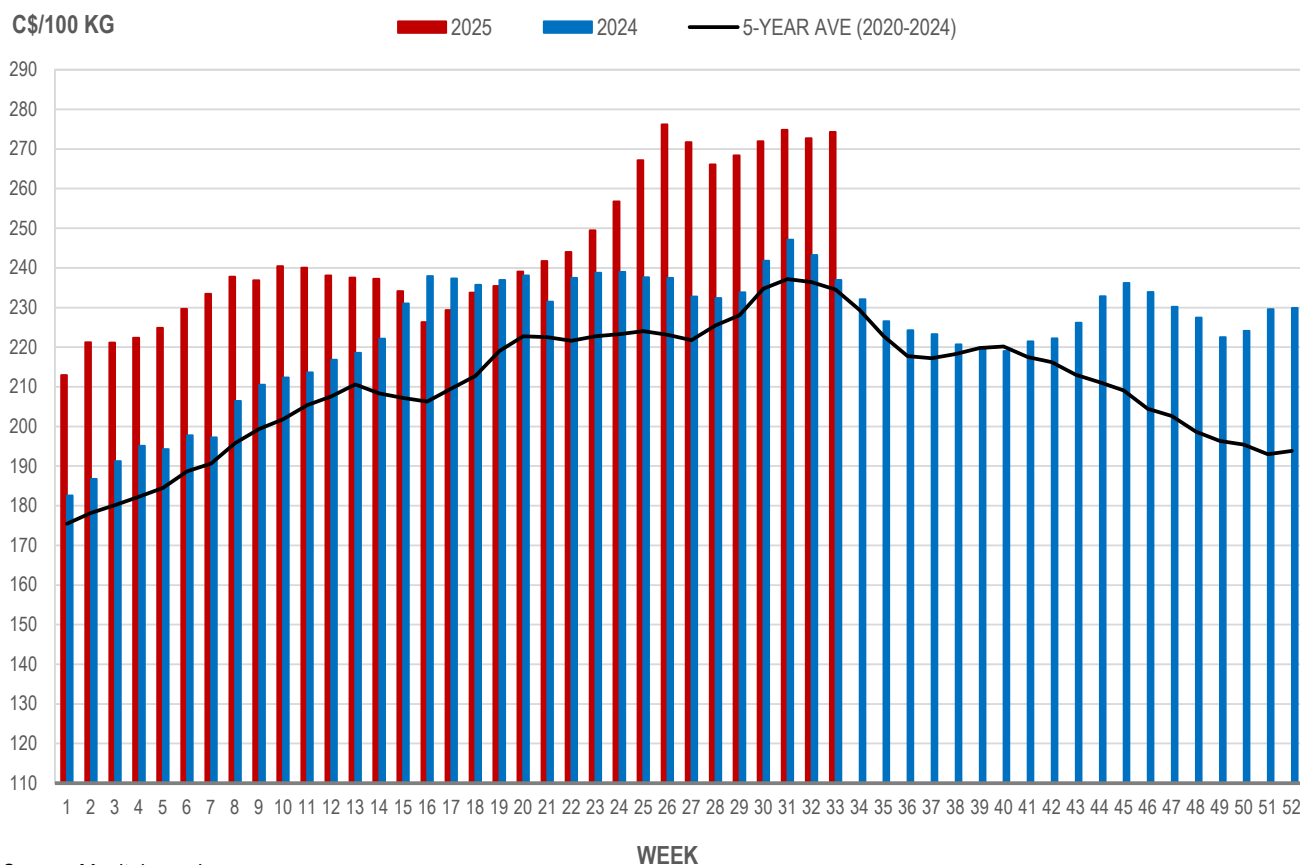


## Index 100, C\$/100 kg

Week	Week ending date	2025	2024	Change from Previous Week	Change from Previous Year
30	2025-07-25	271.99	241.85	1.3%	12.5%
31	2025-08-01	274.86	247.13	1.1%	11.2%
32	2025-08-08	272.69	243.26	-0.8%	12.1%
33	2025-08-15	274.34	236.92	0.6%	15.8%
Four week average		273.47	242.29	-	12.9%

Source: Manitoba major processors.

## MANITOBA WEIGHTED AVERAGE INDEX 100 HOG PRICES WEEKLY



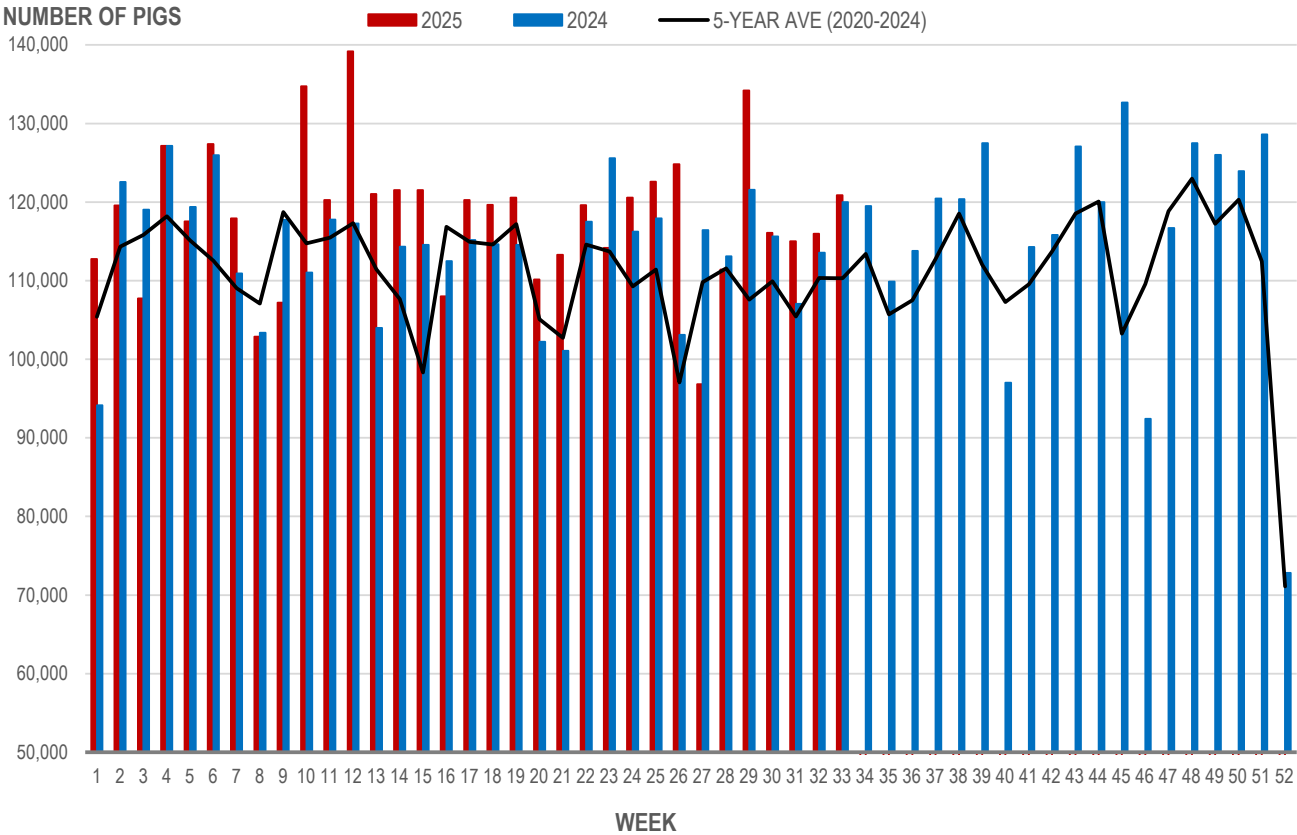
Source: Manitoba major processors

Number of Pigs Processed by Major Processors

Week	Week ending date	2025	2024	Change from Previous Week	Change from Previous Year
30	2025-07-25	116,093	115,641	-13.5%	0.4%
31	2025-08-01	115,018	107,030	-0.9%	7.5%
32	2025-08-08	115,954	113,542	0.8%	2.1%
33	2025-08-15	120,855	119,995	4.2%	0.7%
Four week average		116,980	114,052	-	2.6%

Source: Manitoba major processors.

NUMBER OF PIGS PROCESSED BY MAJOR PROCESSORS WEEKLY



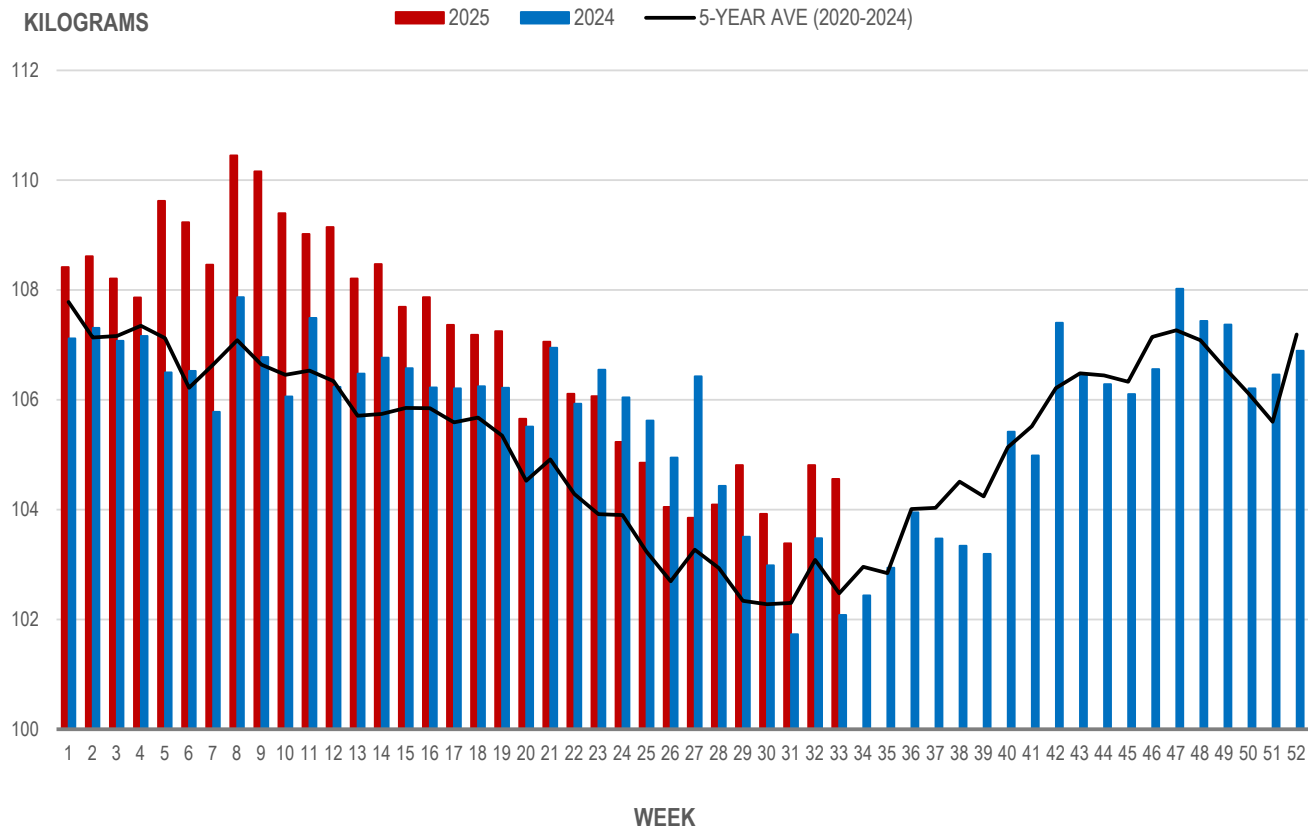
Source: Manitoba major processors

Average Weight of Hogs Processed by Major Processors, Kg

Week	Week ending date	2025	2024	Change from Previous Week	Change from Previous Year
30	2025-07-25	103.92	102.99	-0.8%	0.9%
31	2025-08-01	103.38	101.73	-0.5%	1.6%
32	2025-08-08	104.81	103.48	1.4%	1.3%
33	2025-08-15	104.56	102.08	-0.2%	2.4%
Four week average		104.17	102.57	-	1.6%

Source: Manitoba major processors.

AVERAGE WEIGHT OF HOGS PROCESSED BY MAJOR PROCESSORS WEEKLY



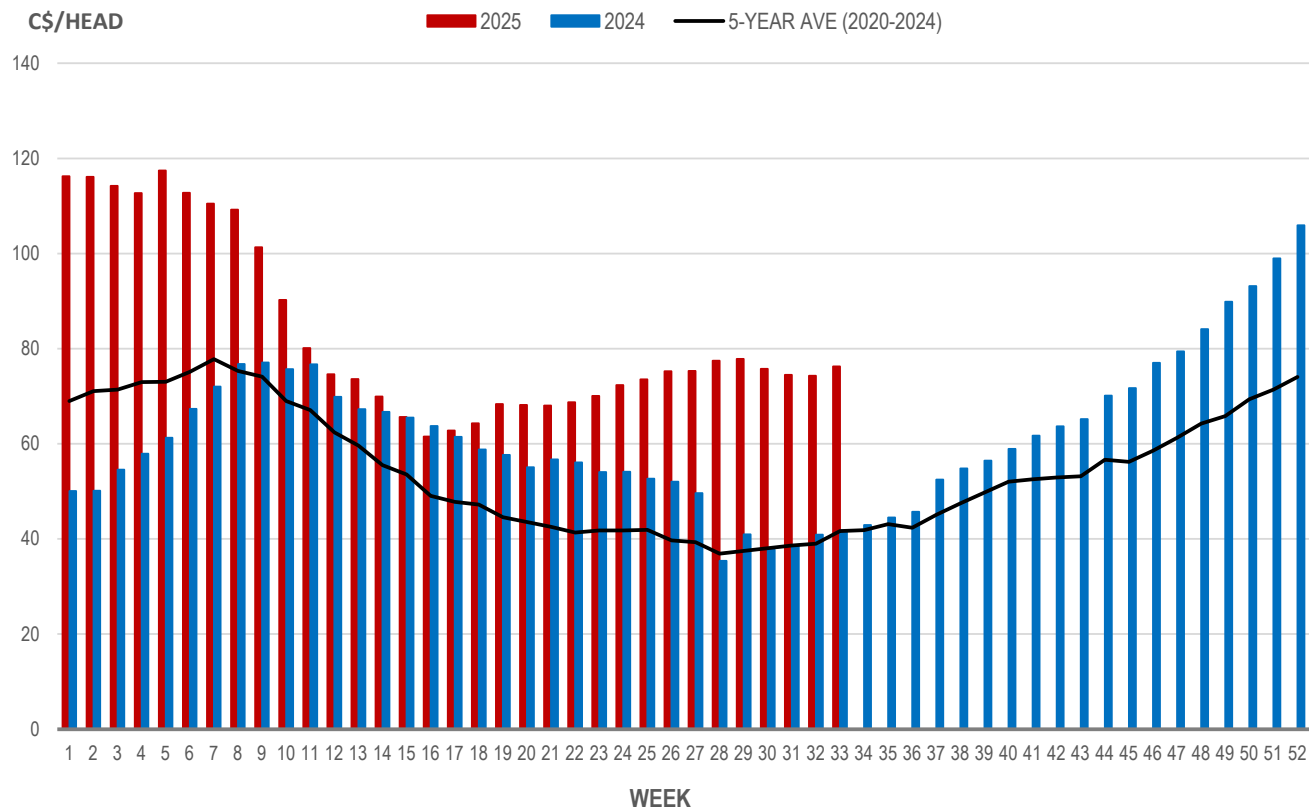
Source: Manitoba major processors

# Weaning Pigs (U.S. Total Composite Weighted Average Price per Head)

	Formula and Cash Low, US\$/Head	Formula and Cash High, US\$/Head	Wtd Avg Price, US\$/Head	Wtd Avg Price, C\$/Head
Early Weaned (10-12 lb)	40.00	65.00	55.26	76.29
Feeder Pigs (40 lb)	68.00	75.50	71.32	98.46

Source: USDA, AMS

## EARLY WEANED PIGS (U.S. TOTAL COMPOSITE WEIGHTED AVERAGE PRICE PER HEAD) WEEKLY



Source: USDA, AMS

### Contact us

- [www.manitoba.ca/agriculture/markets-and-statistics/](http://www.manitoba.ca/agriculture/markets-and-statistics/)
- Email us at [industryintelligence@gov.mb.ca](mailto:industryintelligence@gov.mb.ca)
- Follow us on X @MBGovAg

