

## MANITOBA MARKETS

# Hog Prices



September 9, 2025

[Click here for definitions of how data is collected and calculated.](#)

### Exchange rates (Friday close)

1 US \$ = C \$1.3829

1 EURO = C \$1.6224

1 Yen = C \$0.00939

[Data source: Bank of Canada](#)

[Click to view the interactive hog dashboards for current and historical charts.](#)

### Manitoba Weighted Average Carcass Prices (including premiums and discounts)

#### All In Weights C\$/100 kg

Week	Week ending date	2025	2024	Change from Previous Week	Change from Previous Year
33	2025-08-15	288.04	249.09	1.5%	15.6%
34	2025-08-22	287.68	244.03	-0.1%	17.9%
35	2025-08-29	283.03	239.00	-1.6%	18.4%
36	2025-09-05	279.58	233.89	-1.2%	19.5%
Four week average		284.58	241.50	-	17.8%

Source: Manitoba major processors.

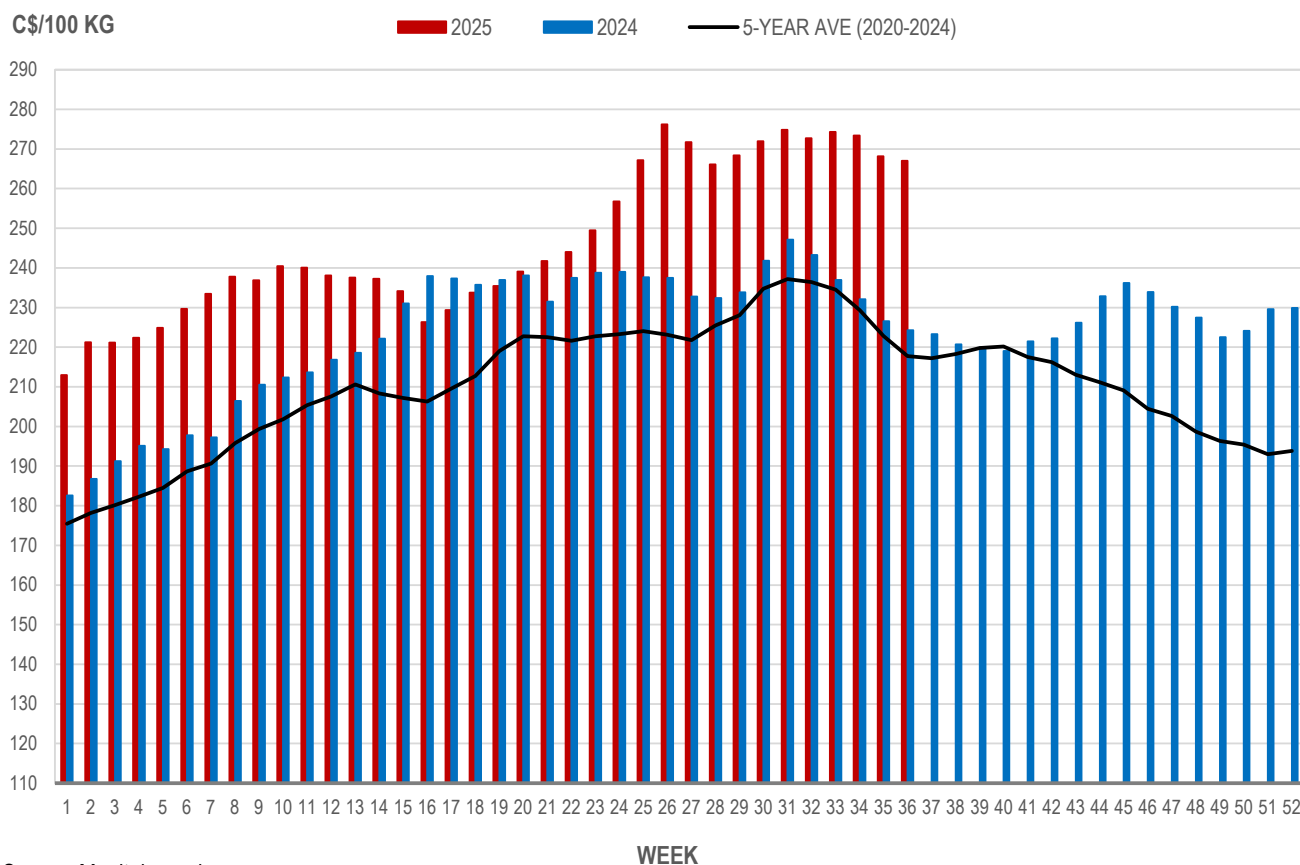


## Index 100, C\$/100 kg

Week	Week ending date	2025	2024	Change from Previous Week	Change from Previous Year
33	2025-08-15	274.34	236.92	0.6%	15.8%
34	2025-08-22	273.37	232.13	-0.4%	17.8%
35	2025-08-29	268.19	226.52	-1.9%	18.4%
36	2025-09-05	267.03	224.25	-0.4%	19.1%
Four week average		270.73	229.95	-	17.7%

Source: Manitoba major processors.

## MANITOBA WEIGHTED AVERAGE INDEX 100 HOG PRICES WEEKLY



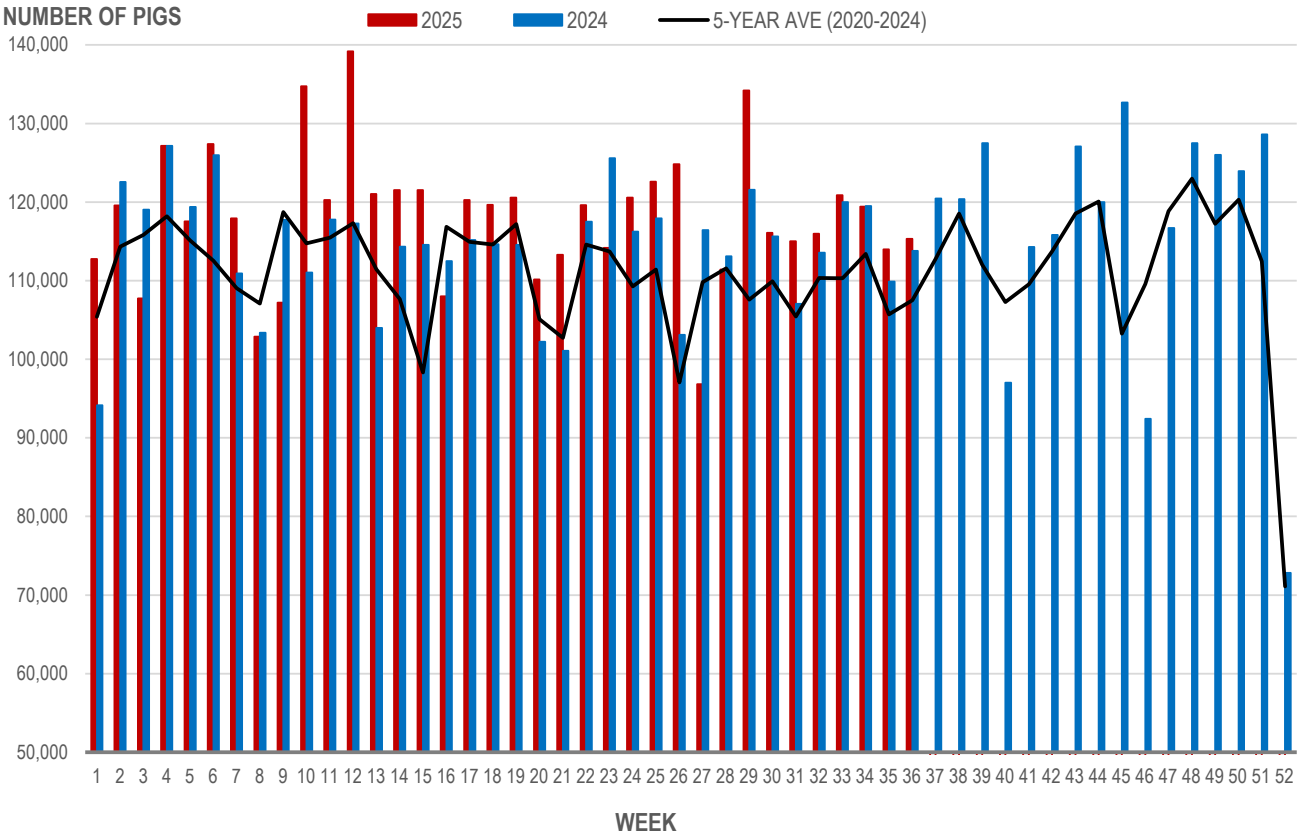
Source: Manitoba major processors

Number of Pigs Processed by Major Processors

Week	Week ending date	2025	2024	Change from Previous Week	Change from Previous Year
33	2025-08-15	120,855	119,995	4.2%	0.7%
34	2025-08-22	119,420	119,474	-1.2%	0.0%
35	2025-08-29	113,978	109,895	-4.6%	3.7%
36	2025-09-05	115,327	113,804	1.2%	1.3%
Four week average		117,395	115,792	-	1.4%

Source: Manitoba major processors.

NUMBER OF PIGS PROCESSED BY MAJOR PROCESSORS WEEKLY



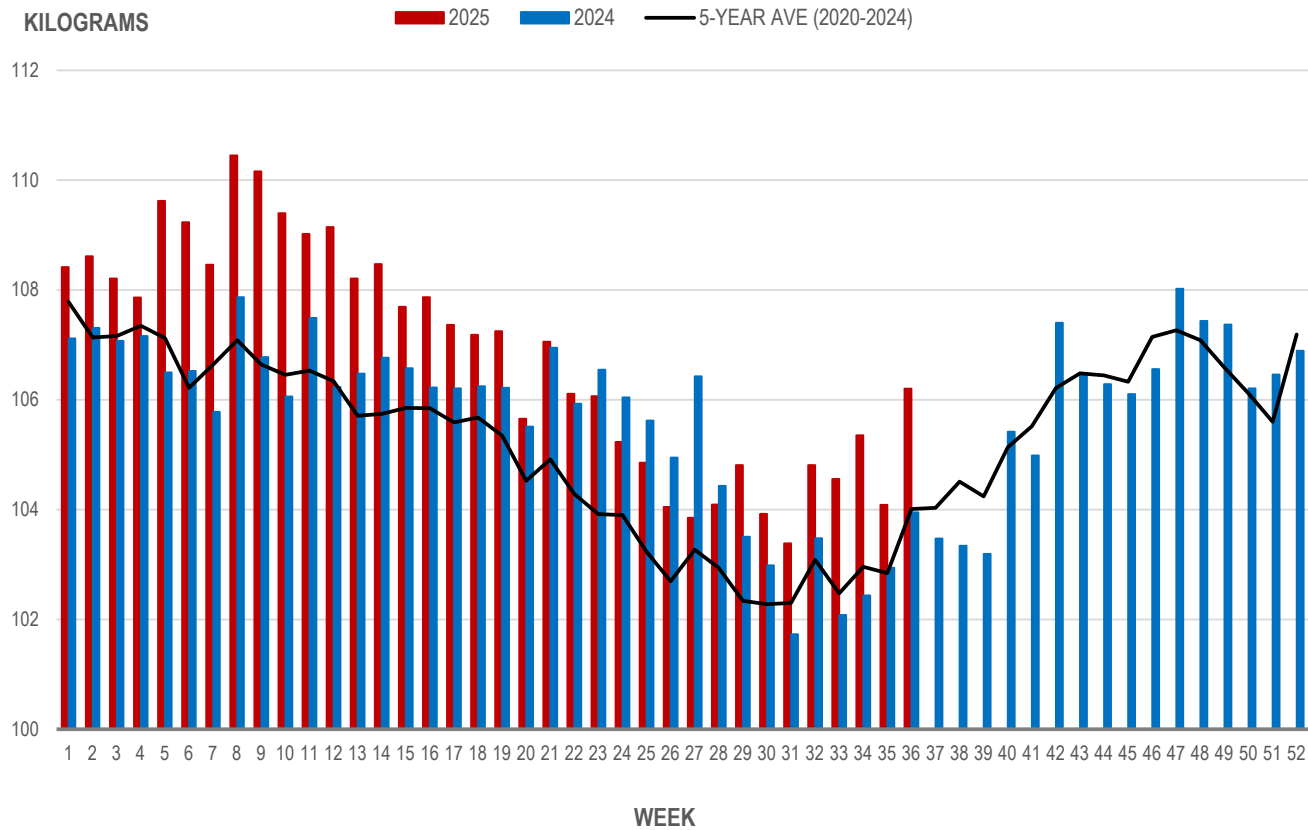
Source: Manitoba major processors

Average Weight of Hogs Processed by Major Processors, Kg

Week	Week ending date	2025	2024	Change from Previous Week	Change from Previous Year
33	2025-08-15	104.56	102.08	-0.2%	2.4%
34	2025-08-22	105.35	102.44	0.8%	2.9%
35	2025-08-29	104.09	102.94	-1.2%	1.1%
36	2025-09-05	106.20	103.95	2.0%	2.2%
Four week average		105.05	102.85	-	2.1%

Source: Manitoba major processors.

AVERAGE WEIGHT OF HOGS PROCESSED BY MAJOR PROCESSORS WEEKLY



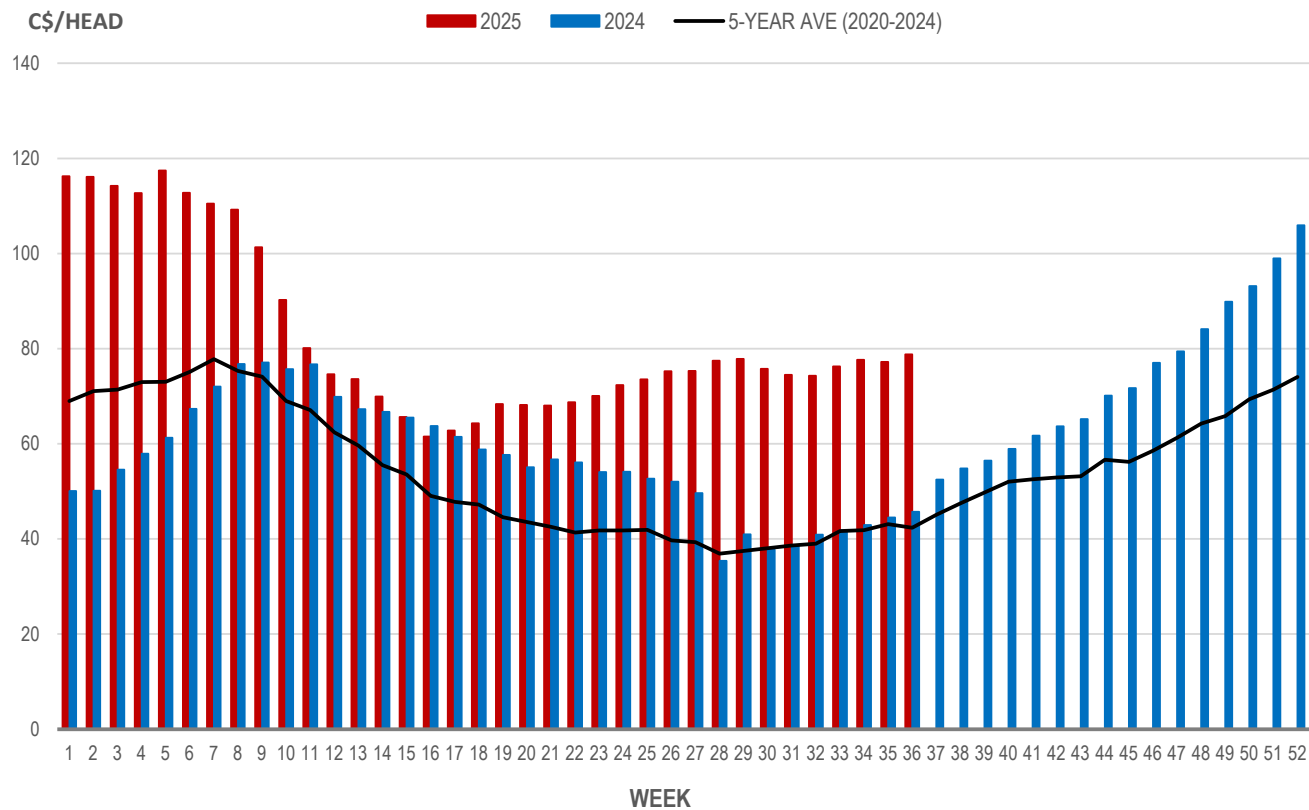
Source: Manitoba major processors

# Weaning Pigs (U.S. Total Composite Weighted Average Price per Head)

	Formula and Cash Low, US\$/Head	Formula and Cash High, US\$/Head	Wtd Avg Price, US\$/Head	Wtd Avg Price, C\$/Head
Early Weaned (10-12 lb)	45.00	70.00	56.96	78.77
Feeder Pigs (40 lb)	66.00	78.00	74.79	103.43

Source: USDA, AMS

## EARLY WEANED PIGS (U.S. TOTAL COMPOSITE WEIGHTED AVERAGE PRICE PER HEAD) WEEKLY



Source: USDA, AMS

### Contact us

- [www.manitoba.ca/agriculture/markets-and-statistics/](http://www.manitoba.ca/agriculture/markets-and-statistics/)
- Email us at [industryintelligence@gov.mb.ca](mailto:industryintelligence@gov.mb.ca)
- Follow us on X @MBGovAg

