

MANITOBA MARKETS

Hog Prices



September 30, 2025

[Click here for definitions of how data is collected and calculated.](#)

Exchange rates (Friday close)

1 US \$ = C \$1.3941

1 EURO = C \$1.6301

1 Yen = C \$0.00932

[Data source: Bank of Canada](#)

[Click to view the interactive hog dashboards for current and historical charts.](#)

Manitoba Weighted Average Carcass Prices (including premiums and discounts)

All In Weights C\$/100 kg

Week	Week ending date	2025	2024	Change from Previous Week	Change from Previous Year
36	2025-09-05	279.58	233.89	-1.2%	19.5%
37	2025-09-12	283.12	234.72	1.3%	20.6%
38	2025-09-19	281.66	232.36	-0.5%	21.2%
39	2025-09-26	279.31	230.10	-0.8%	21.4%
Four week average		280.92	232.77	-	20.7%

Source: Manitoba major processors.

Index 100, C\$/100 kg

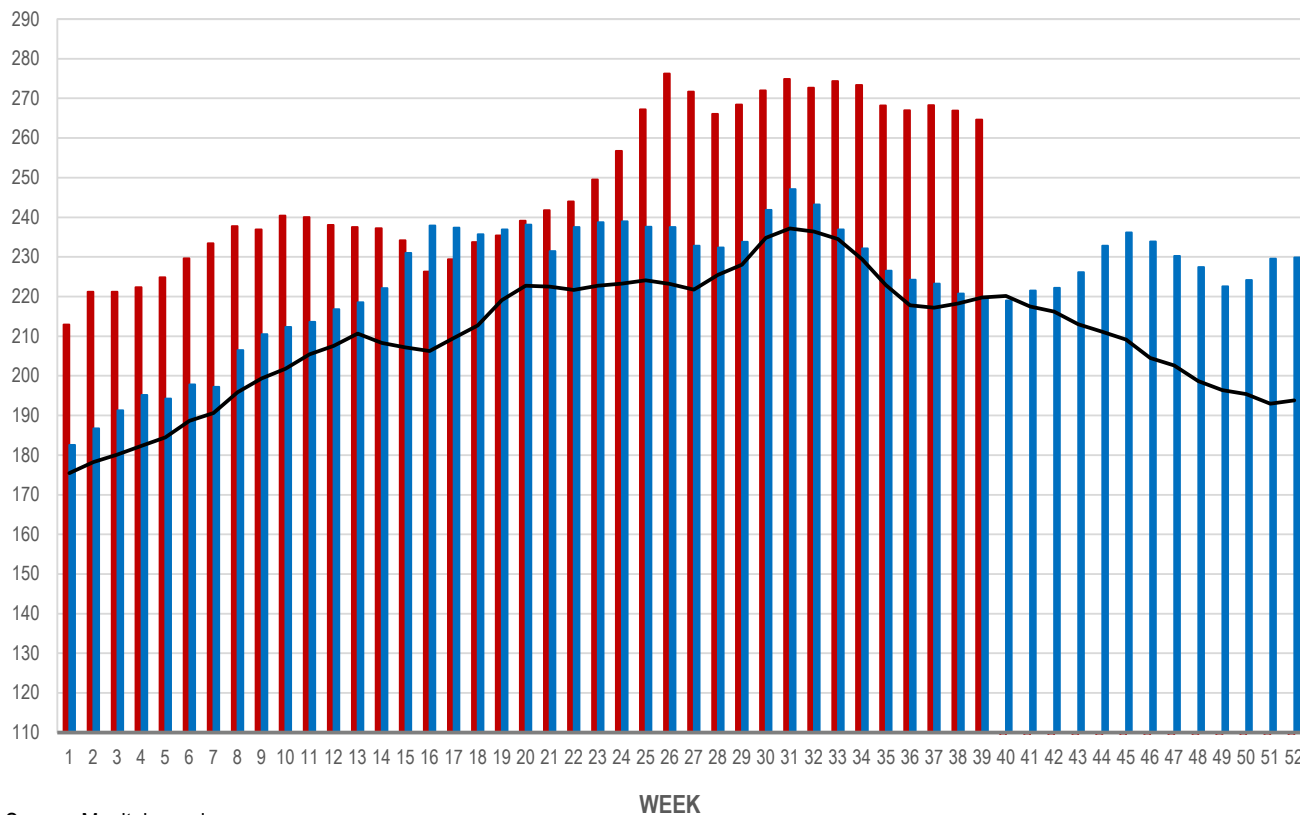
Week	Week ending date	2025	2024	Change from Previous Week	Change from Previous Year
36	2025-09-05	267.03	224.25	-0.4%	19.1%
37	2025-09-12	268.30	223.26	0.5%	20.2%
38	2025-09-19	266.96	220.74	-0.5%	20.9%
39	2025-09-26	264.64	219.94	-0.9%	20.3%
Four week average		266.73	222.05	-	20.1%

Source: Manitoba major processors.

MANITOBA WEIGHTED AVERAGE INDEX 100 HOG PRICES WEEKLY

C\$/100 KG

2025 2024 5-YEAR AVE (2020-2024)

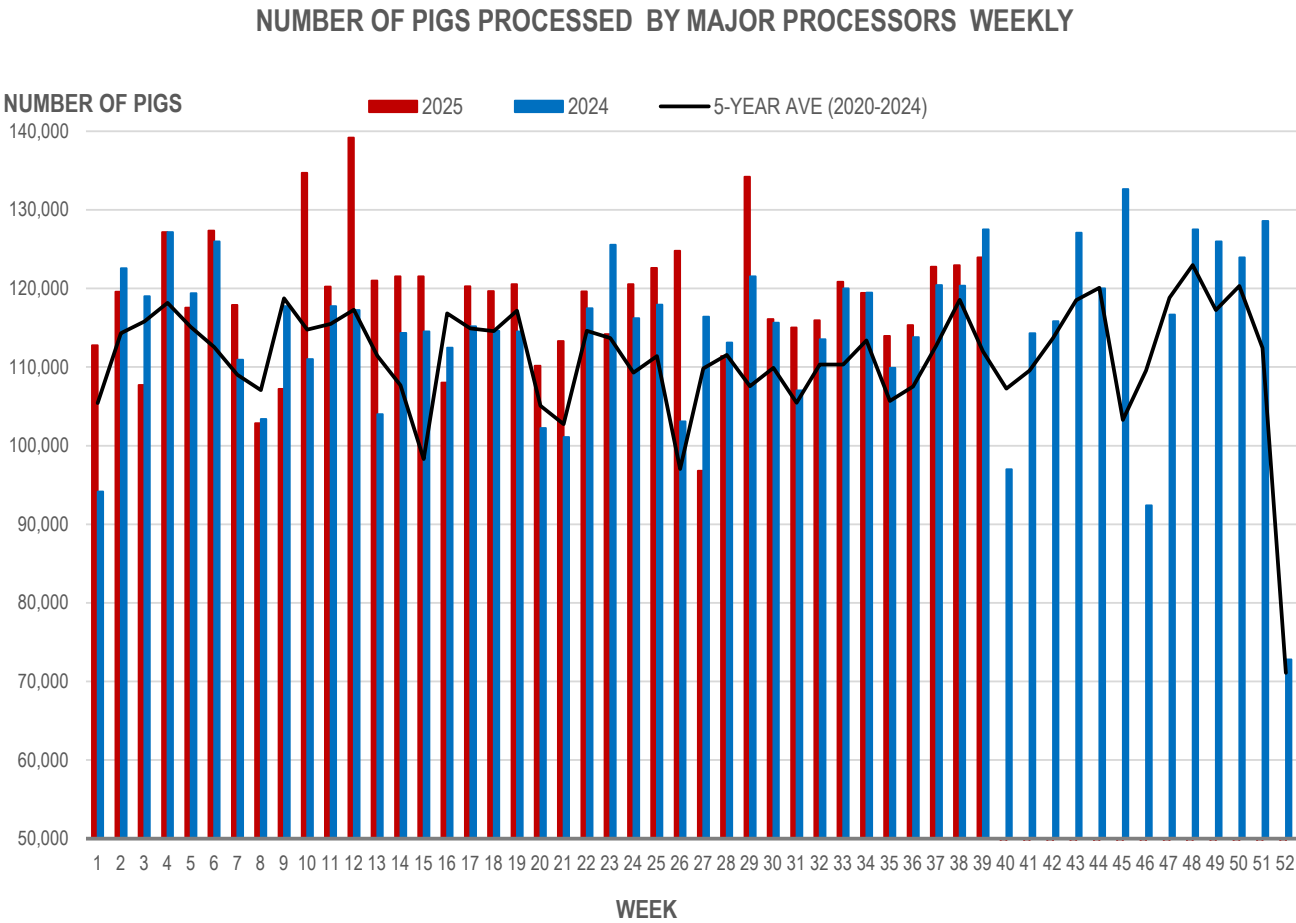


Source: Manitoba major processors

Number of Pigs Processed by Major Processors

Week	Week ending date	2025	2024	Change from Previous Week	Change from Previous Year
36	2025-09-05	115,327	113,804	1.2%	1.3%
37	2025-09-12	122,781	120,441	6.5%	1.9%
38	2025-09-19	122,958	120,354	0.1%	2.2%
39	2025-09-26	123,957	127,498	0.8%	-2.8%
Four week average		121,256	120,524	-	0.6%

Source: Manitoba major processors.



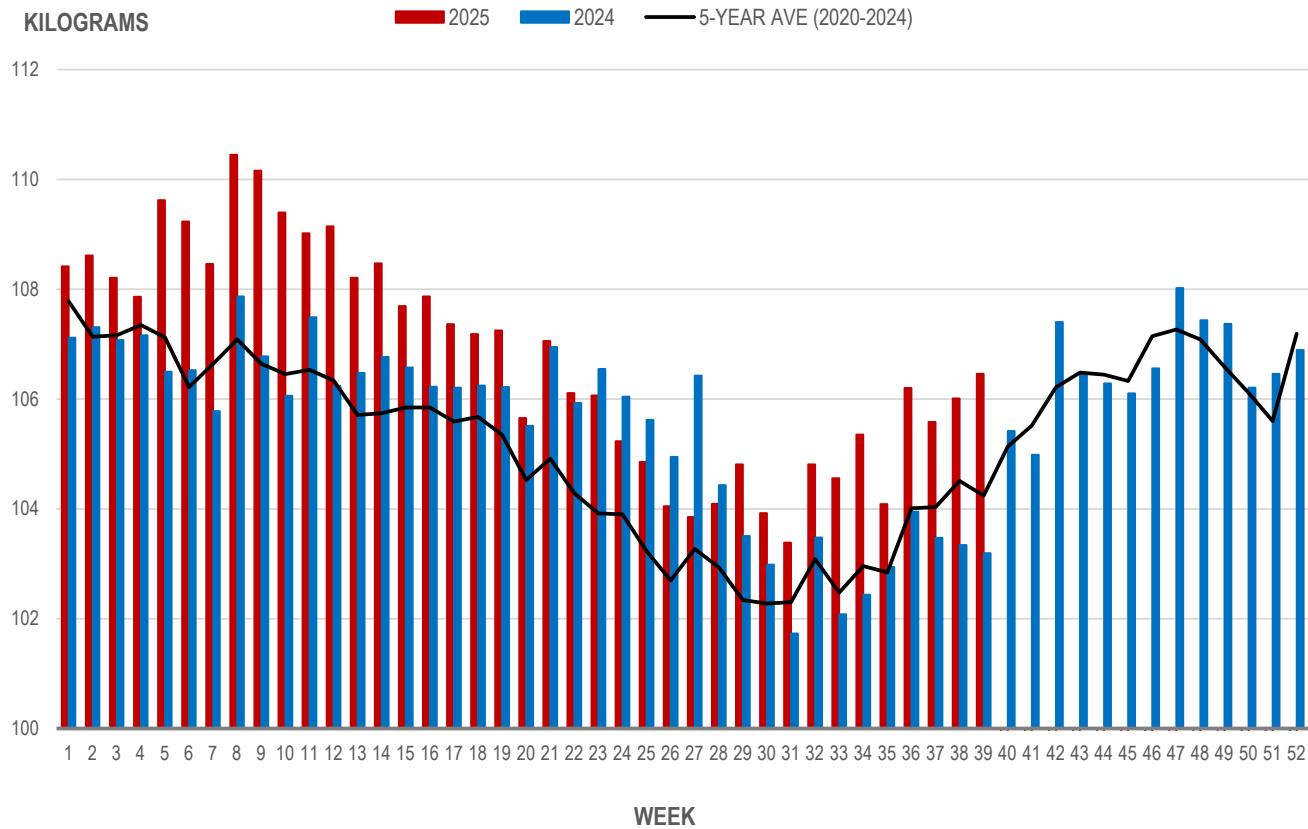
Source: Manitoba major processors

Average Weight of Hogs Processed by Major Processors, Kg

Week	Week ending date	2025	2024	Change from Previous Week	Change from Previous Year
36	2025-09-05	106.20	103.95	2.0%	2.2%
37	2025-09-12	105.59	103.47	-0.6%	2.0%
38	2025-09-19	106.01	103.34	0.4%	2.6%
39	2025-09-26	106.46	103.19	0.4%	3.2%
Four week average		106.06	103.49	-	2.5%

Source: Manitoba major processors.

AVERAGE WEIGHT OF HOGS PROCESSED BY MAJOR PROCESSORS WEEKLY



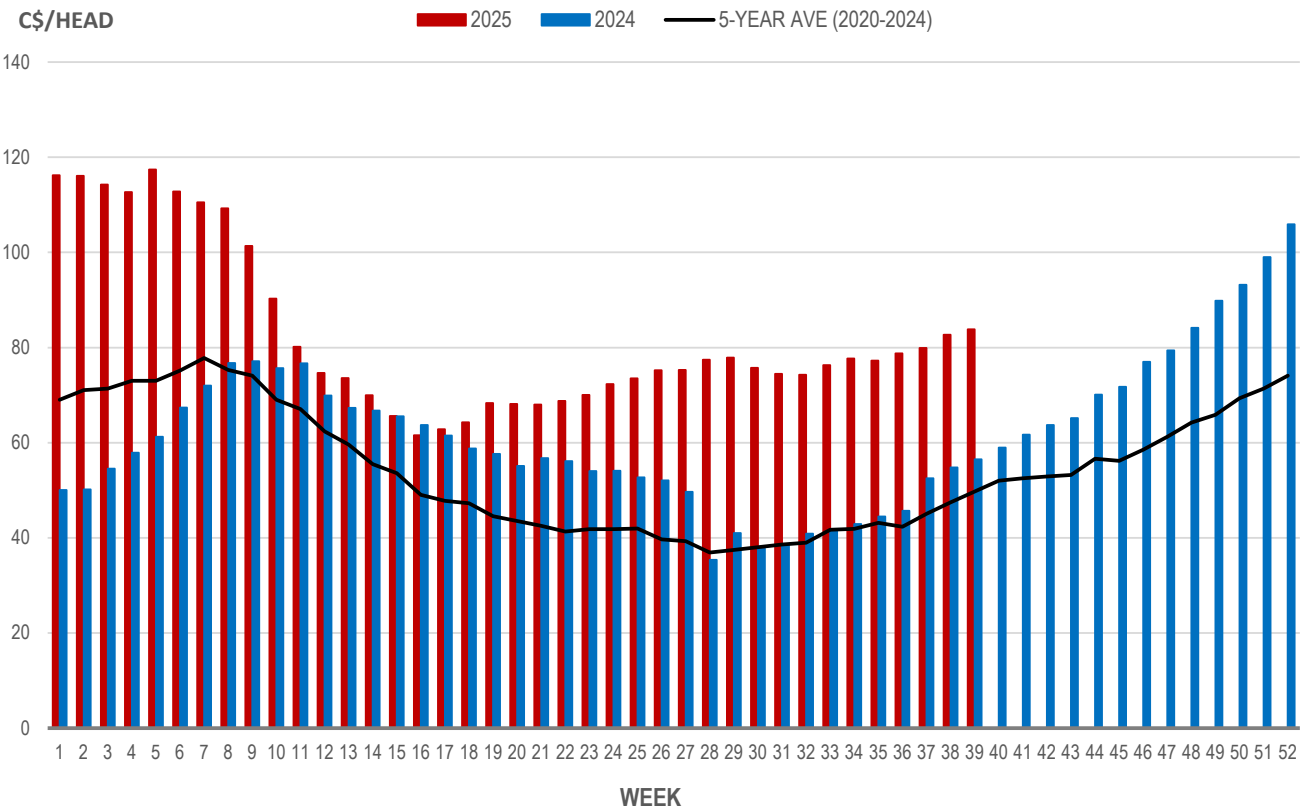
Source: Manitoba major processors

Weaning Pigs (U.S. Total Composite Weighted Average Price per Head)

	Formula and Cash Low, US\$/Head	Formula and Cash High, US\$/Head	Wtd Avg Price, US\$/Head	Wtd Avg Price, C\$/Head
Early Weaned (10-12 lb)	49.84	74.00	60.13	83.83
Feeder Pigs (40 lb)	71.00	80.00	77.65	108.25

Source: USDA, AMS

EARLY WEANED PIGS (U.S. TOTAL COMPOSITE WEIGHTED AVERAGE PRICE PER HEAD) WEEKLY



Source: USDA, AMS

Contact us

- www.manitoba.ca/agriculture/markets-and-statistics/
- Email us at industryintelligence@gov.mb.ca
- Follow us on X @MBGovAg

