

## MANITOBA MARKETS

# Hog Prices



December 16, 2025

[Click here for definitions of how data is collected and calculated.](#)

### Exchange rates (Friday close)

1 US \$ = C \$1.3769

1 EURO = C \$1.6162

1 Yen = C \$0.00883

[Data source: Bank of Canada](#)

[Click to view the interactive hog dashboards for current and historical charts.](#)

### Manitoba Weighted Average Carcass Prices (including premiums and discounts)

#### All In Weights C\$/100 kg

Week	Week ending date	2025	2024	Change from Previous Week	Change from Previous Year
47	2025-11-21	241.88	240.85	-1.5%	0.4%
48	2025-11-28	235.16	239.41	-2.8%	-1.8%
49	2025-12-05	233.45	233.76	-0.7%	-0.1%
50	2025-12-12	233.16	236.03	-0.1%	-1.2%
Four week average		235.91	237.51	-	-0.7%

Source: Manitoba major processors.

## Index 100, C\$/100 kg

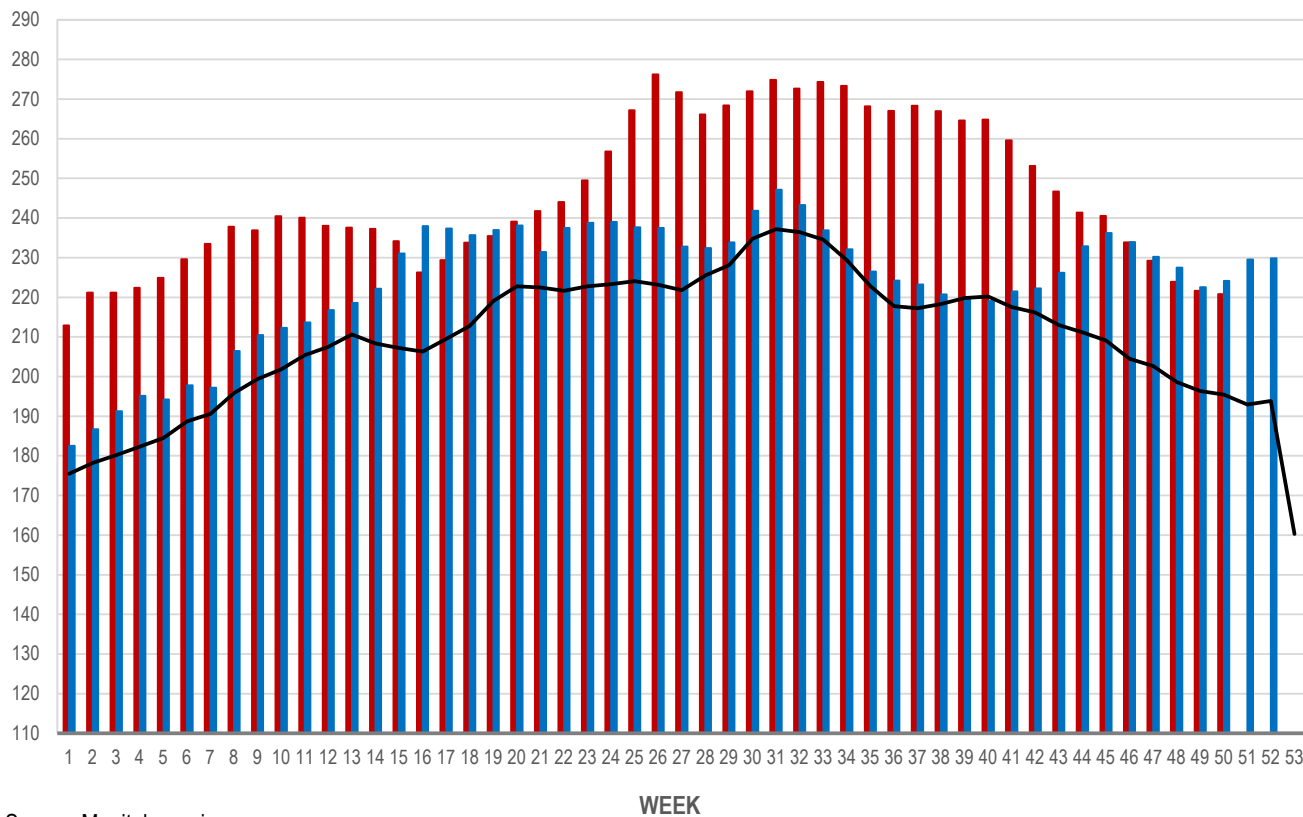
Week	Week ending date	2025	2024	Change from Previous Week	Change from Previous Year
47	2025-11-21	229.20	230.22	-2.0%	-0.4%
48	2025-11-28	223.89	227.46	-2.3%	-1.6%
49	2025-12-05	221.63	222.56	-1.0%	-0.4%
50	2025-12-12	220.82	224.14	-0.4%	-1.5%
Four week average		223.88	226.10	-	-1.0%

Source: Manitoba major processors.

## MANITOBA WEIGHTED AVERAGE INDEX 100 HOG PRICES WEEKLY

C\$/100 KG

■ 2025 ■ 2024 — 5-YEAR AVE (2020-2024)

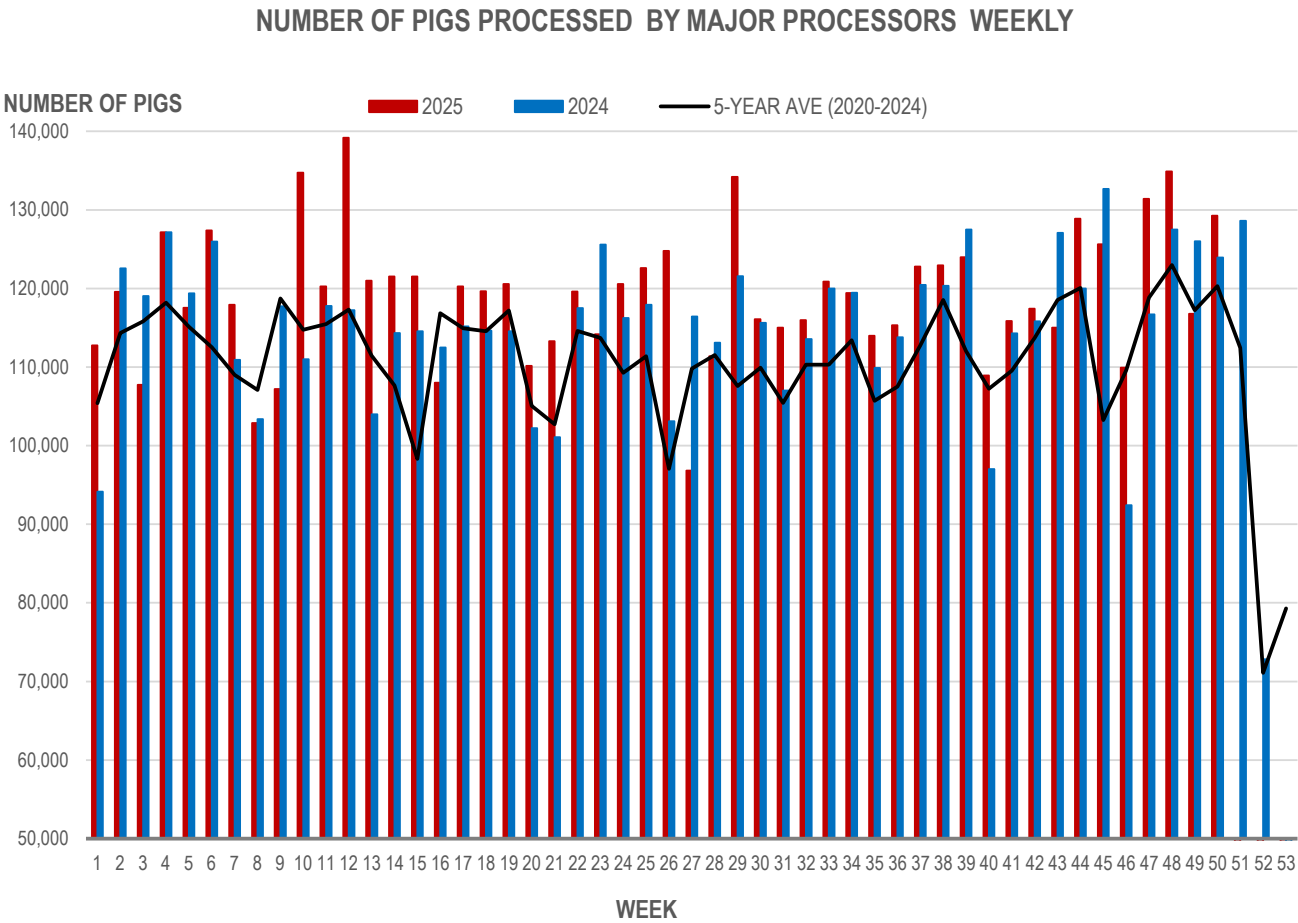


Source: Manitoba major processors

Number of Pigs Processed by Major Processors

Week	Week ending date	2025	2024	Change from Previous Week	Change from Previous Year
47	2025-11-21	131,415	116,691	19.6%	12.6%
48	2025-11-28	134,899	127,494	2.7%	5.8%
49	2025-12-05	116,779	125,987	-13.4%	-7.3%
50	2025-12-12	129,267	123,937	10.7%	4.3%
Four week average		128,090	123,527	-	3.7%

Source: Manitoba major processors.



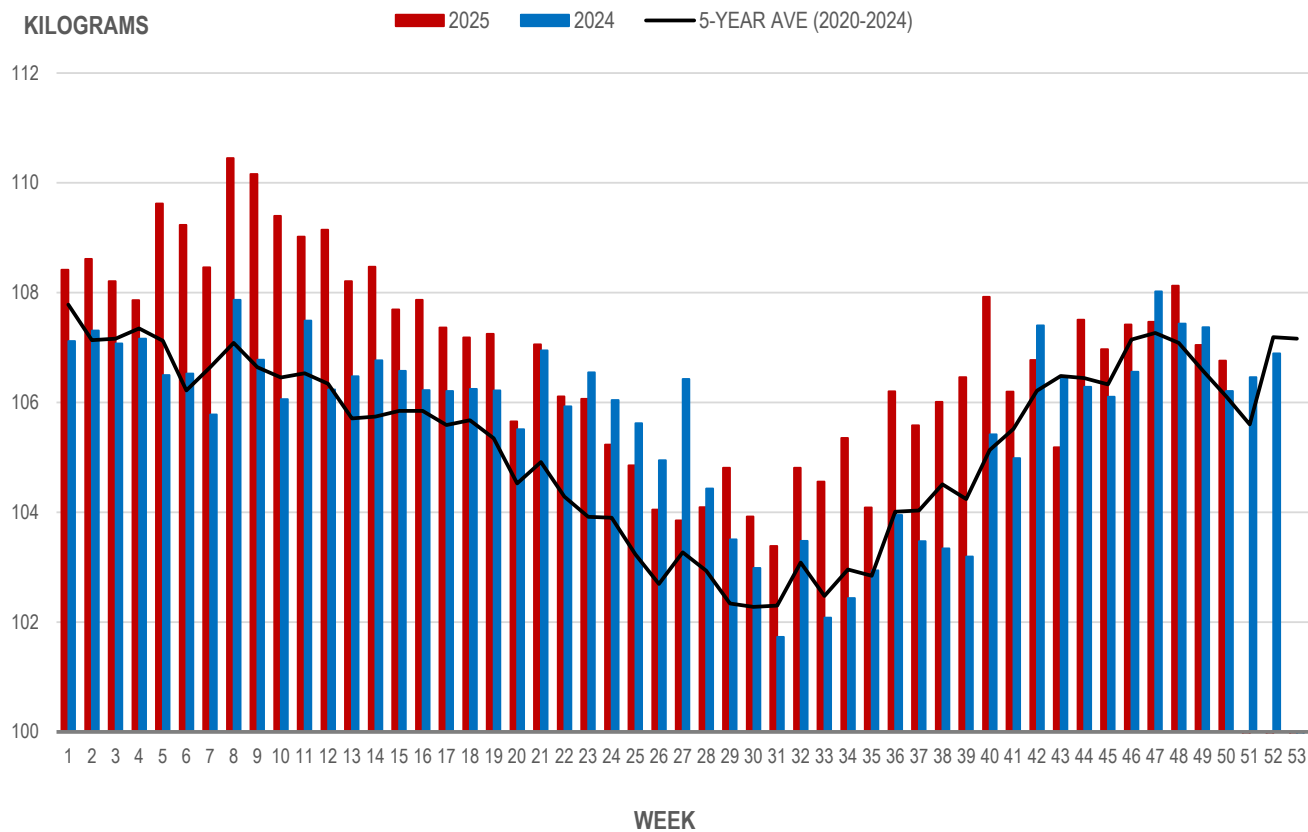
Source: Manitoba major processors

Average Weight of Hogs Processed by Major Processors, Kg

Week	Week ending date	2025	2024	Change from Previous Week	Change from Previous Year
47	2025-11-21	107.47	108.02	0.0%	-0.5%
48	2025-11-28	108.12	107.44	0.6%	0.6%
49	2025-12-05	107.05	107.37	-1.0%	-0.3%
50	2025-12-12	106.76	106.21	-0.3%	0.5%
Four week average		107.35	107.26	-	0.1%

Source: Manitoba major processors.

AVERAGE WEIGHT OF HOGS PROCESSED BY MAJOR PROCESSORS WEEKLY



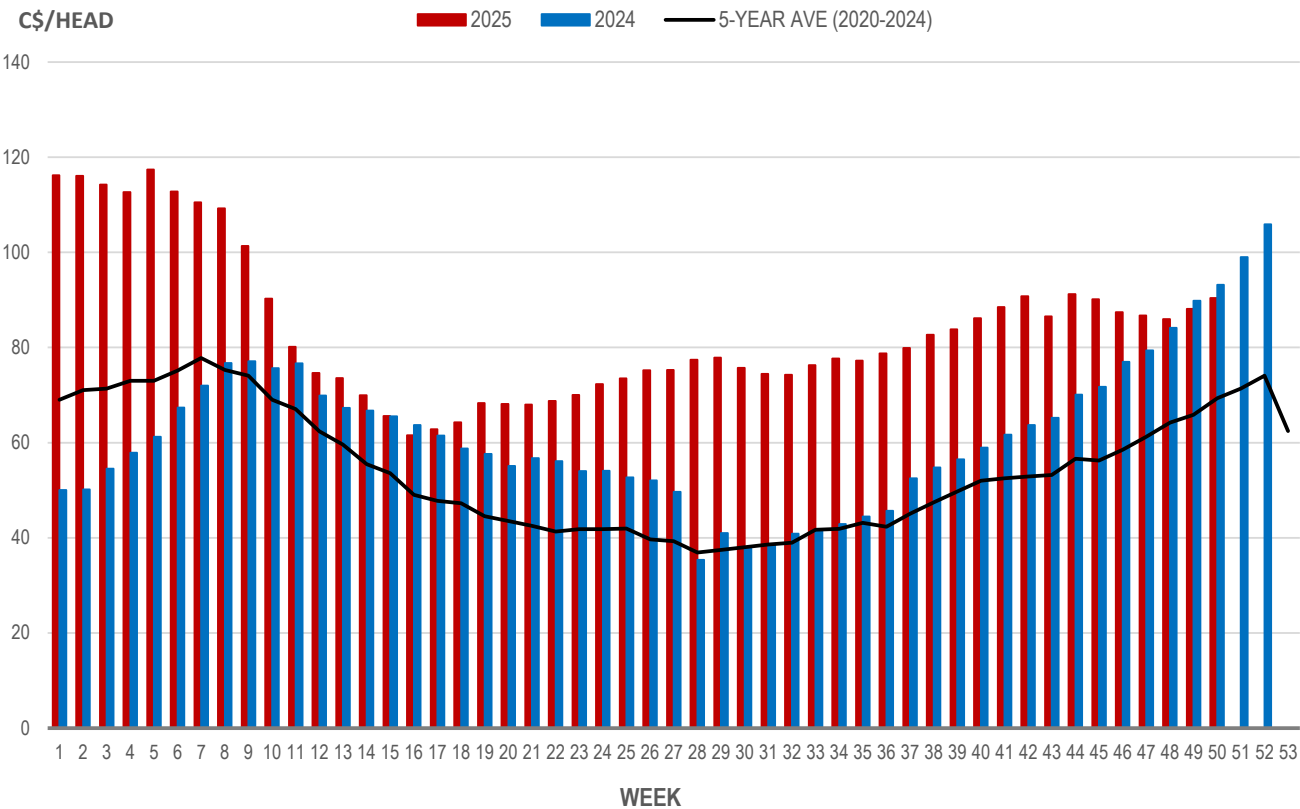
Source: Manitoba major processors

# Weaning Pigs (U.S. Total Composite Weighted Average Price per Head)

	Formula and Cash Low, US\$/Head	Formula and Cash High, US\$/Head	Wtd Avg Price, US\$/Head	Wtd Avg Price, C\$/Head
Early Weaned (10-12 lb)	49.04	76.00	65.64	90.38
Feeder Pigs (40 lb)	82.00	87.00	85.19	117.30

Source: USDA, AMS

## EARLY WEANED PIGS (U.S. TOTAL COMPOSITE WEIGHTED AVERAGE PRICE PER HEAD) WEEKLY



Source: USDA, AMS

### Contact us

- [www.manitoba.ca/agriculture/markets-and-statistics/](http://www.manitoba.ca/agriculture/markets-and-statistics/)
- Email us at [industryintelligence@gov.mb.ca](mailto:industryintelligence@gov.mb.ca)
- Follow us on X @MBGovAg

