

MANITOBA MARKETS

Hog Prices



January 6, 2026

[Click here for definitions of how data is collected and calculated.](#)

Exchange rates (Friday close)

1 US \$ = C \$1.3737

1 EURO = C \$1.6110

1 Yen = C \$0.00876

[Data source: Bank of Canada](#)

[Click to view the interactive hog dashboards for current and historical charts.](#)

Manitoba Weighted Average Carcass Prices (including premiums and discounts)

All In Weights C\$/100 kg

Week	Week ending date	2025	2024	Change from Previous Week	Change from Previous Year
50	2025-12-12	233.16	236.03	-0.1%	-1.2%
51	2025-12-19	238.10	240.57	2.1%	-1.0%
52	2025-12-26	234.86	241.85	-1.4%	-2.9%
53	2026-01-02	227.13	NA	NA	NA
Four week average		233.31	239.48	-	-2.6%

Source: Manitoba major processors.

Index 100, C\$/100 kg

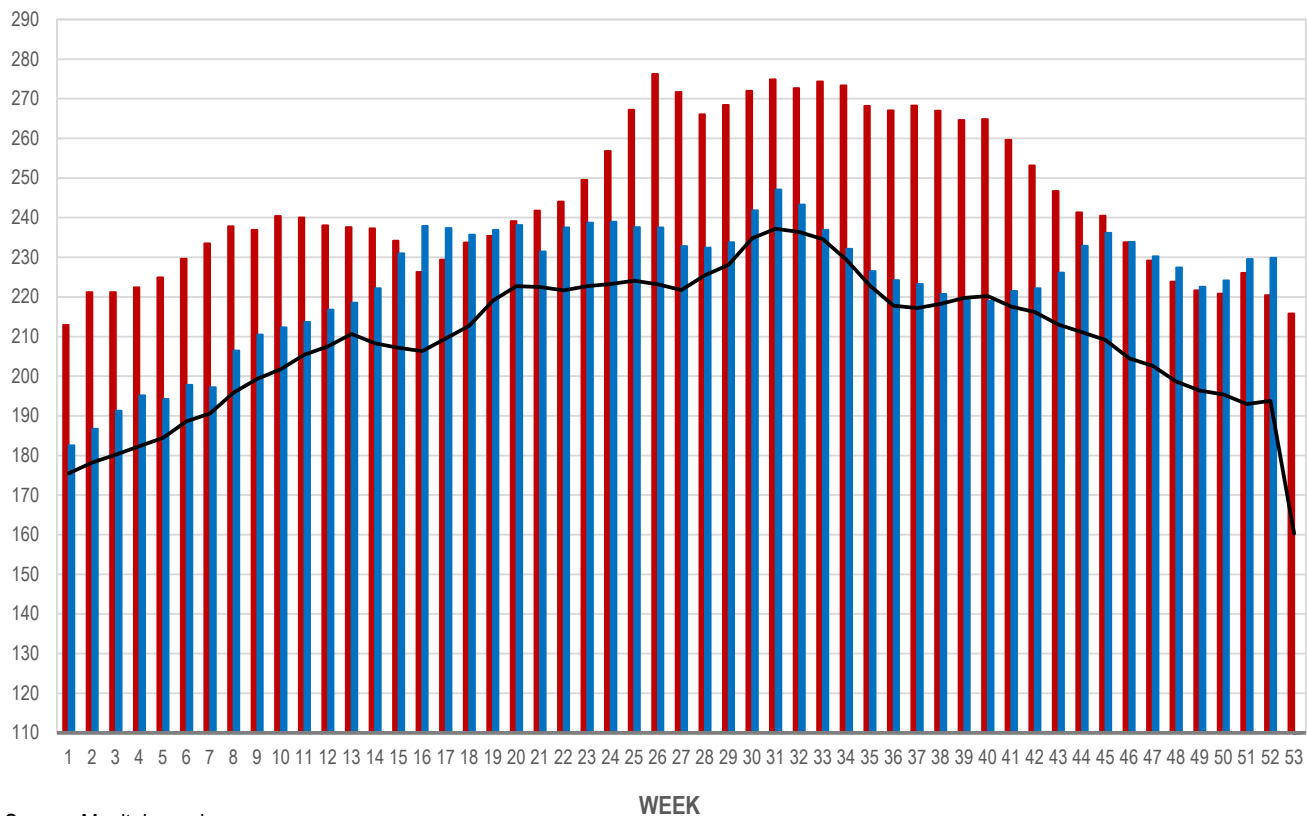
Week	Week ending date	2025	2024	Change from Previous Week	Change from Previous Year
50	2025-12-12	220.82	224.14	-0.4%	-1.5%
51	2025-12-19	226.09	229.55	2.4%	-1.5%
52	2025-12-26	220.42	229.87	-2.5%	-4.1%
53	2026-01-02	215.77	NA	NA	NA
Four week average		220.77	227.85	-	-3.1%

Source: Manitoba major processors.

MANITOBA WEIGHTED AVERAGE INDEX 100 HOG PRICES WEEKLY

C\$/100 KG

■ 2025 ■ 2024 — 5-YEAR AVE (2020-2024)



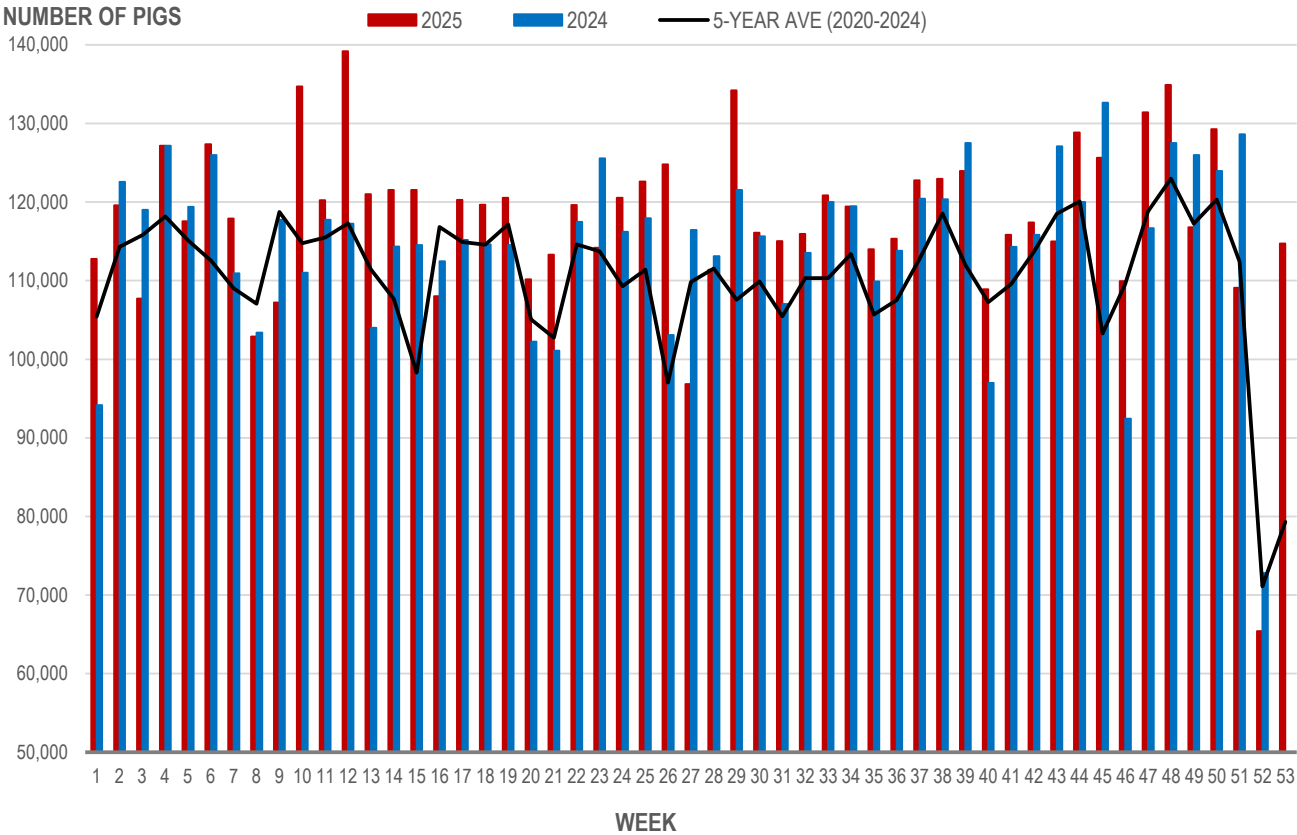
Source: Manitoba major processors

Number of Pigs Processed by Major Processors

Week	Week ending date	2025	2024	Change from Previous Week	Change from Previous Year
50	2025-12-12	129,267	123,937	10.7%	4.3%
51	2025-12-19	109,099	128,604	-15.6%	-15.2%
52	2025-12-26	65,421	72,809	-40.0%	-10.1%
53	2026-01-02	114,735	NA	NA	NA
Four week average		104,631	108,450	-	-3.5%

Source: Manitoba major processors.

NUMBER OF PIGS PROCESSED BY MAJOR PROCESSORS WEEKLY



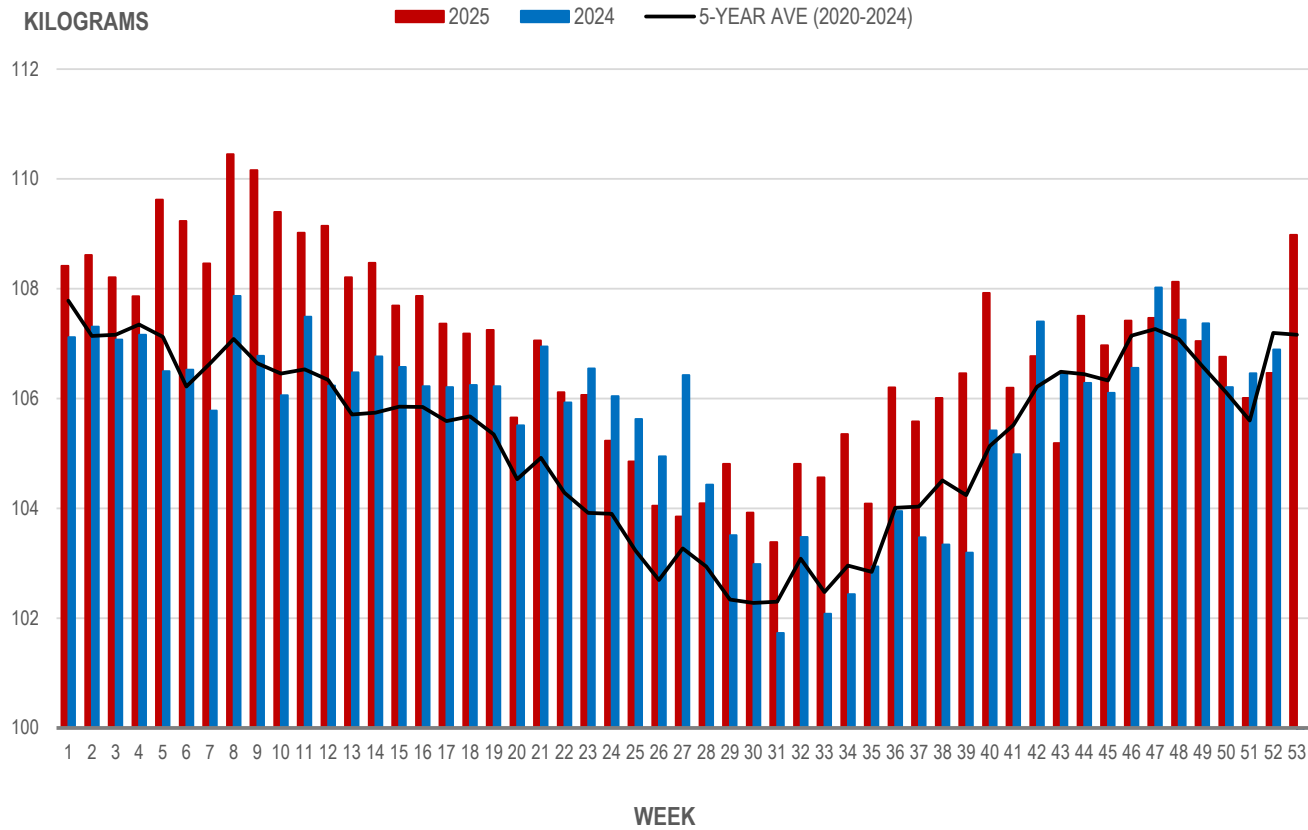
Source: Manitoba major processors

Average Weight of Hogs Processed by Major Processors, Kg

Week	Week ending date	2025	2024	Change from Previous Week	Change from Previous Year
50	2025-12-12	106.76	106.21	-0.3%	0.5%
51	2025-12-19	106.01	106.46	-0.7%	-0.4%
52	2025-12-26	106.47	106.90	0.4%	-0.4%
53	2026-01-02	108.98	NA	2.4%	NA
Four week average		107.06	106.52	-	-0.1%

Source: Manitoba major processors.

AVERAGE WEIGHT OF HOGS PROCESSED BY MAJOR PROCESSORS WEEKLY



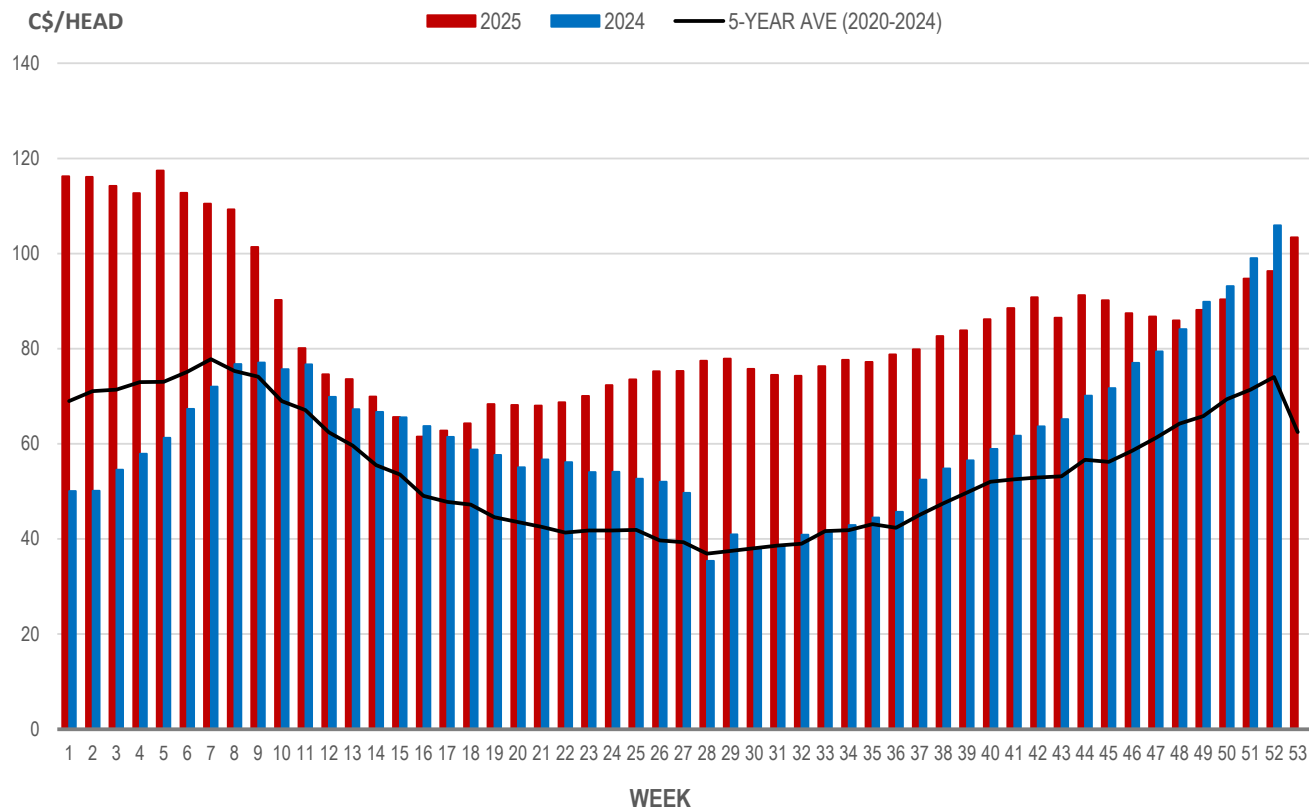
Source: Manitoba major processors

Weaning Pigs (U.S. Total Composite Weighted Average Price per Head)

	Formula and Cash Low, US\$/Head	Formula and Cash High, US\$/Head	Wtd Avg Price, US\$/Head	Wtd Avg Price, C\$/Head
Early Weaned (10-12 lb)	56.68	86.00	75.27	103.40
Feeder Pigs (40 lb)	89.00	108.00	96.08	131.99

Source: USDA, AMS

EARLY WEANED PIGS (U.S. TOTAL COMPOSITE WEIGHTED AVERAGE PRICE PER HEAD) WEEKLY



Source: USDA, AMS

Contact us

- www.manitoba.ca/agriculture/markets-and-statistics/
- Email us at industryintelligence@gov.mb.ca
- Follow us on X @MBGovAg

