

MANITOBA MARKETS

Hog Prices



January 20, 2026

[Click here for definitions of how data is collected and calculated.](#)

Exchange rates (Friday close)

1 US \$ = C \$1.3913

1 EURO = C \$1.6144

1 Yen = C \$0.00880

[Data source: Bank of Canada](#)

[Click to view the interactive hog dashboards for current and historical charts.](#)

Manitoba Weighted Average Carcass Prices (including premiums and discounts)

All In Weights C\$/100 kg

Week	Week ending date	2026	2025	Change from Previous Week	Change from Previous Year
52	2025-12-26	NA	240.57	2.1%	-1.0%
53	2026-01-02	NA	241.85	-1.4%	NA
1	2026-01-09	224.84	223.56	-4.3%	0.6%
2	2026-01-16	225.34	232.65	0.2%	-3.1%
Four week average		225.09	234.66	-	-4.1%

Source: Manitoba major processors.

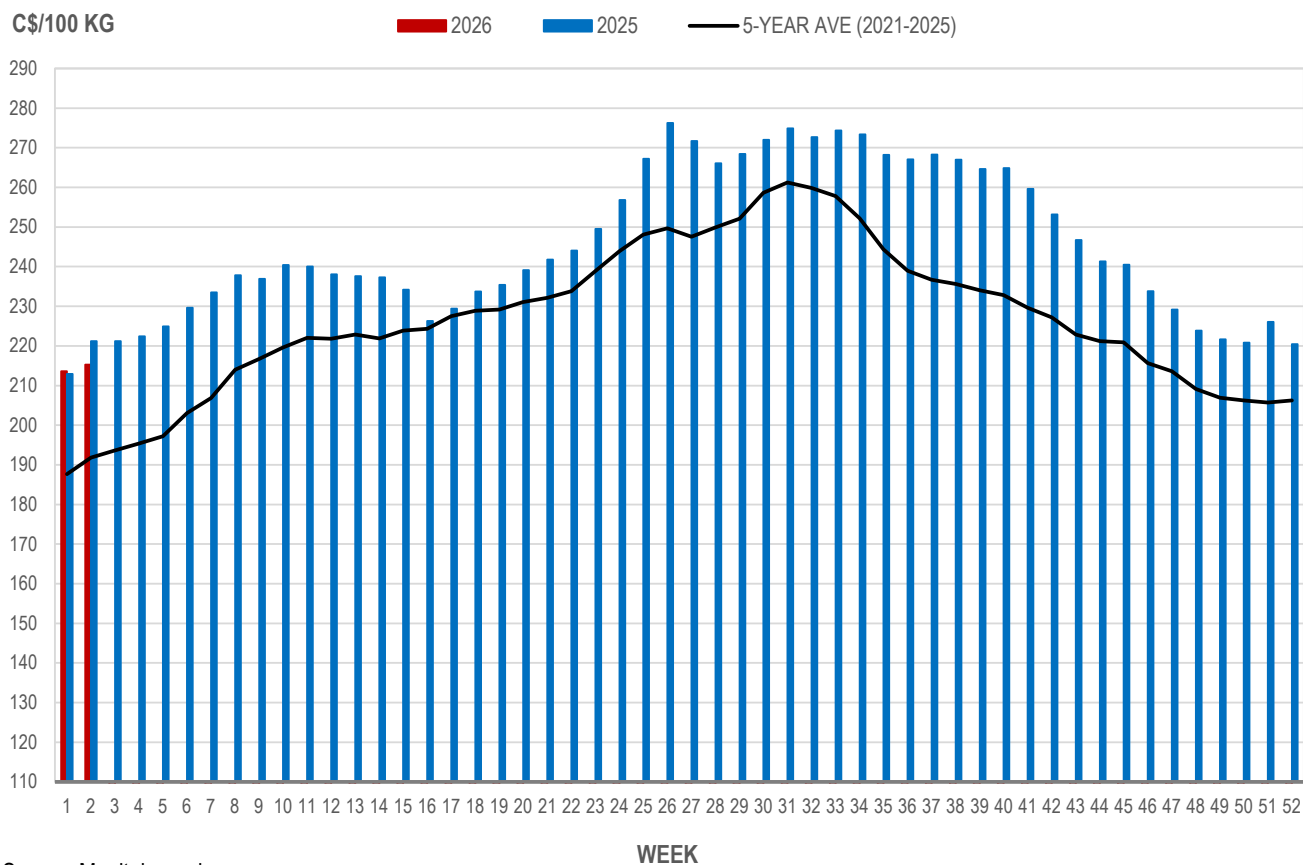


Index 100, C\$/100 kg

Week	Week ending date	2026	2025	Change from Previous Week	Change from Previous Year
52	2025-12-26	NA	229.55	2.4%	-1.5%
53	2026-01-02	NA	229.87	-2.5%	NA
1	2026-01-09	213.60	212.94	-3.1%	0.3%
2	2026-01-16	215.25	221.21	0.8%	-2.7%
Four week average		214.43	223.39	-	-4.0%

Source: Manitoba major processors.

MANITOBA WEIGHTED AVERAGE INDEX 100 HOG PRICES WEEKLY



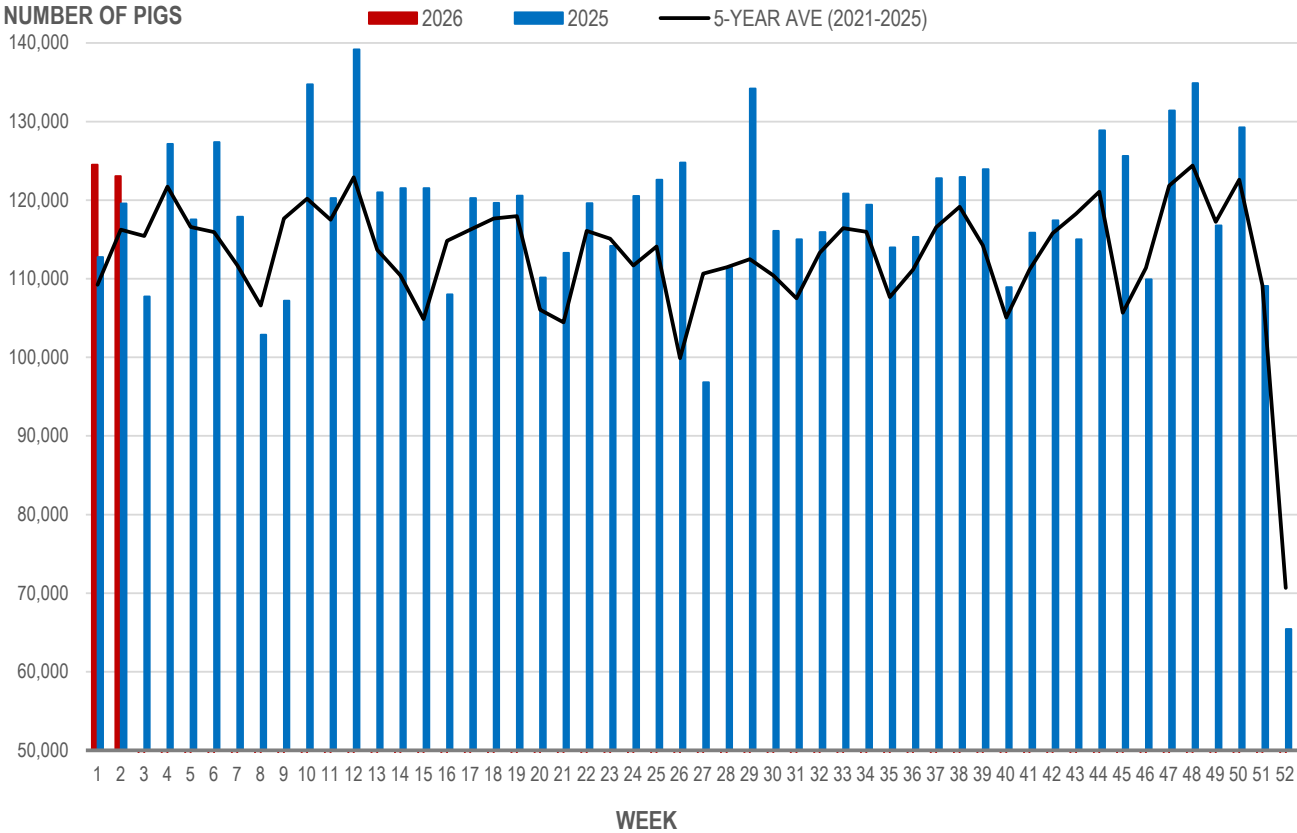
Source: Manitoba major processors

Number of Pigs Processed by Major Processors

Week	Week ending date	2026	2025	Change from Previous Week	Change from Previous Year
52	2025-12-26	NA	128,604	-15.6%	-15.2%
53	2026-01-02	NA	72,809	-40.0%	NA
1	2026-01-09	124,515	112,761	90.3%	10.4%
2	2026-01-16	123,046	119,571	-1.2%	2.9%
Four week average		123,781	108,436	-	14.2%

Source: Manitoba major processors.

NUMBER OF PIGS PROCESSED BY MAJOR PROCESSORS WEEKLY



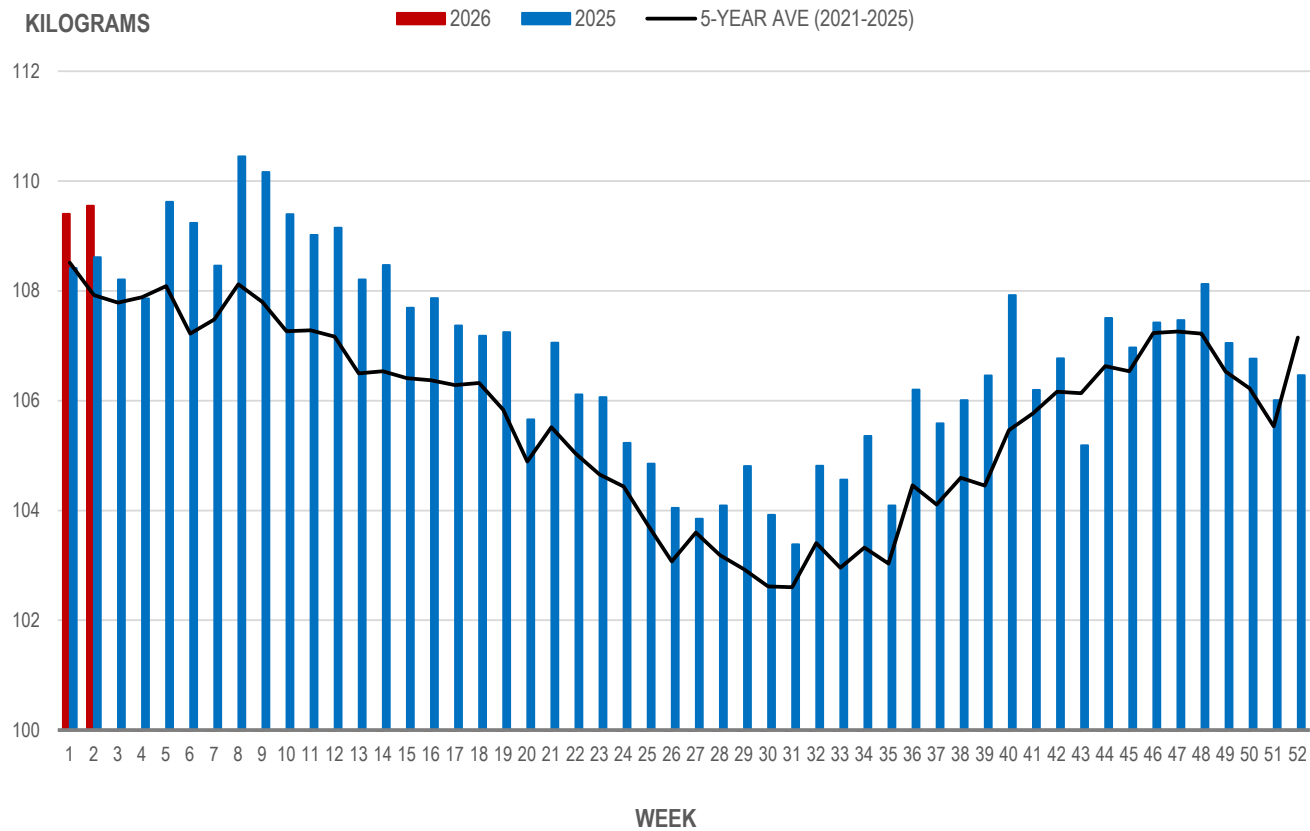
Source: Manitoba major processors

Average Weight of Hogs Processed by Major Processors, Kg

Week	Week ending date	2026	2025	Change from Previous Week	Change from Previous Year
52	2025-12-26	NA	106.46	-0.7%	-0.4%
53	2026-01-02	NA	106.90	0.4%	NA
1	2026-01-09	109.40	108.42	2.8%	0.9%
2	2026-01-16	109.55	108.61	0.1%	0.9%
Four week average		109.48	107.60	-	0.4%

Source: Manitoba major processors.

AVERAGE WEIGHT OF HOGS PROCESSED BY MAJOR PROCESSORS WEEKLY



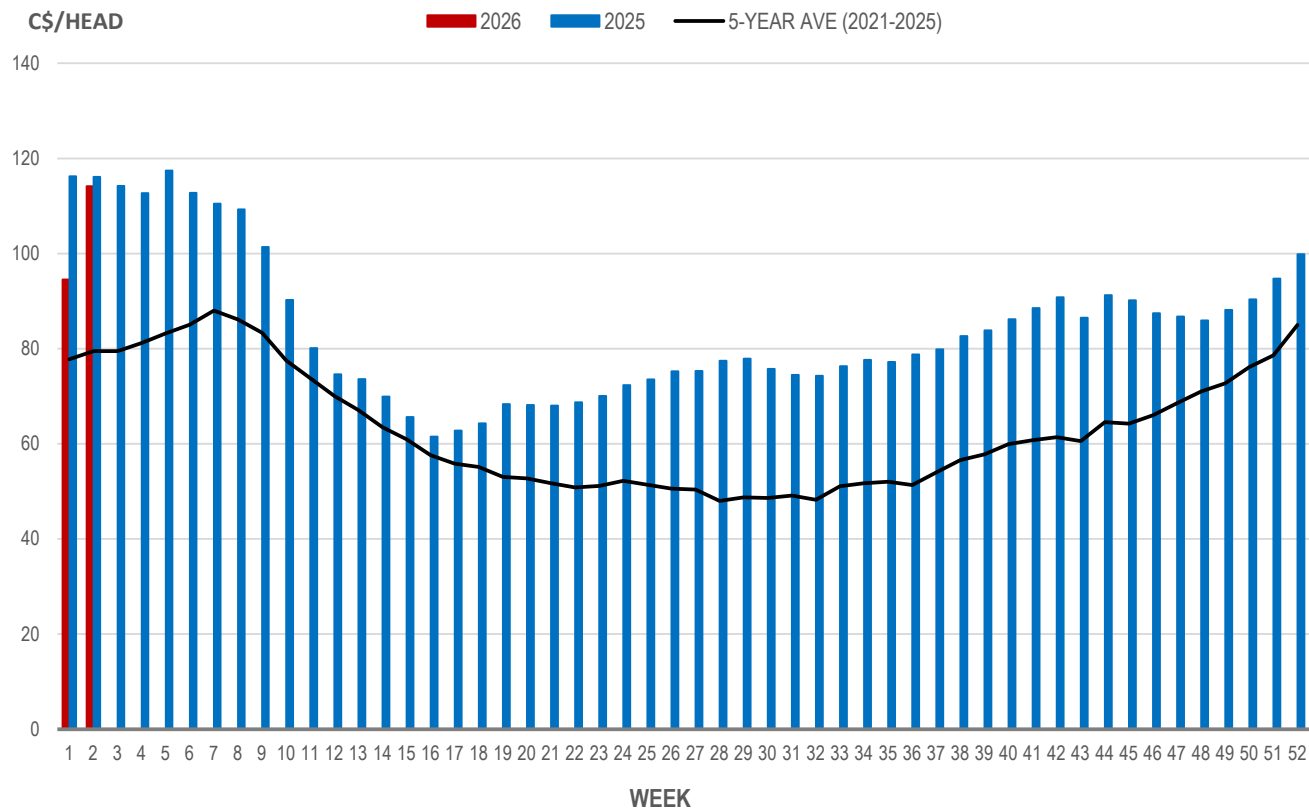
Source: Manitoba major processors

Weaning Pigs (U.S. Total Composite Weighted Average Price per Head)

	Formula and Cash Low, US\$/Head	Formula and Cash High, US\$/Head	Wtd Avg Price, US\$/Head	Wtd Avg Price, C\$/Head
Early Weaned (10-12 lb)	50.10	100.00	82.03	114.13
Feeder Pigs (40 lb)	101.00	116.00	108.29	150.66

Source: USDA, AMS

EARLY WEANED PIGS (U.S. TOTAL COMPOSITE WEIGHTED AVERAGE PRICE PER HEAD) WEEKLY



Source: USDA, AMS

Contact us

- www.manitoba.ca/agriculture/markets-and-statistics/
- Email us at industryintelligence@gov.mb.ca
- Follow us on X @MBGovAg

