

## MANITOBA MARKETS

# Hog Prices



January 27, 2026

[Click here for definitions of how data is collected and calculated.](#)

### Exchange rates (Friday close)

1 US \$ = C \$1.3732

1 EURO = C \$1.6166

1 Yen = C \$0.00874

[Data source: Bank of Canada](#)

[Click to view the interactive hog dashboards for current and historical charts.](#)

### Manitoba Weighted Average Carcass Prices (including premiums and discounts)

#### All In Weights C\$/100 kg

Week	Week ending date	2026	2025	Change from Previous Week	Change from Previous Year
1	2026-01-02	227.13	223.56	-3.3%	1.6%
2	2026-01-09	224.84	232.65	-1.0%	-3.4%
3	2026-01-16	225.34	232.83	0.2%	-3.2%
4	2026-01-23	228.04	233.69	1.2%	-2.4%
<b>Four week average</b>		<b>226.34</b>	<b>230.68</b>	<b>-</b>	<b>-1.9%</b>

Source: Manitoba major processors.

## Index 100, C\$/100 kg

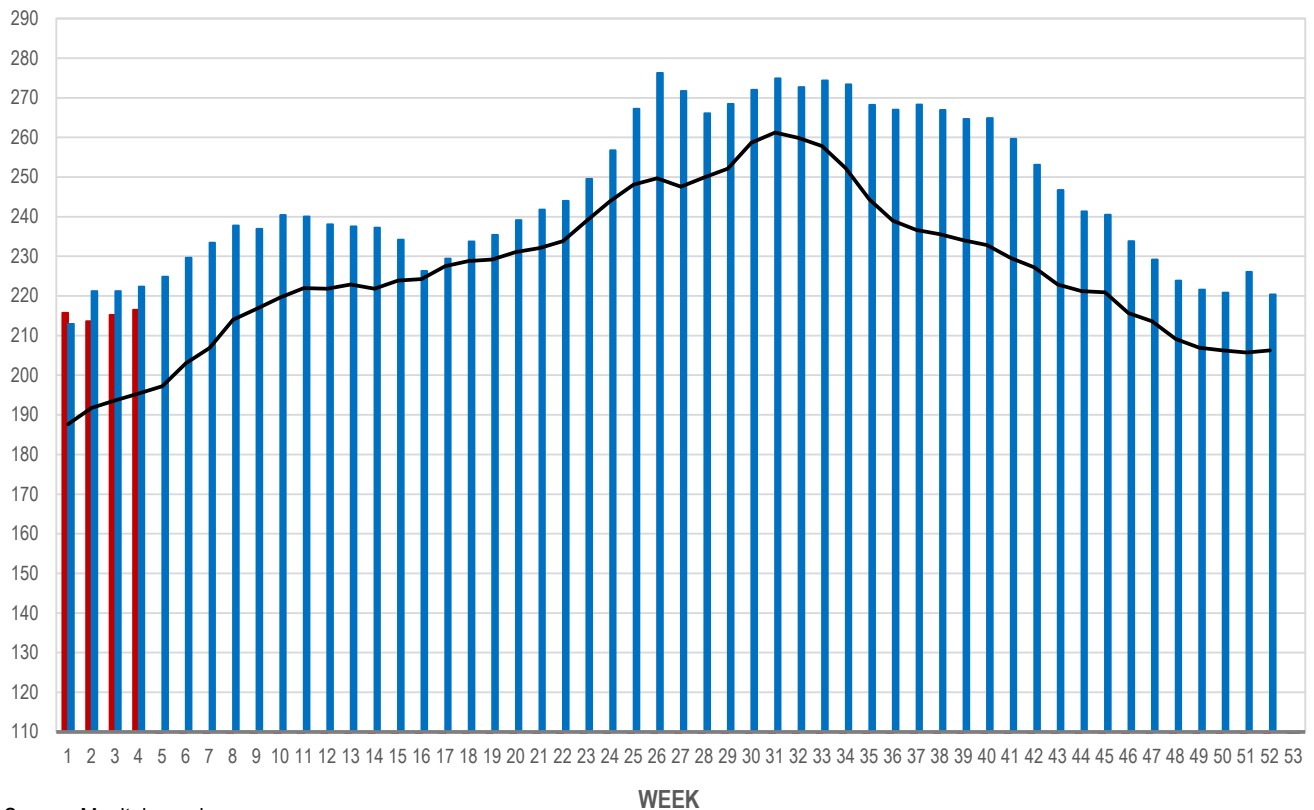
Week	Week ending date	2026	2025	Change from Previous Week	Change from Previous Year
1	2026-01-02	215.77	212.94	-2.1%	1.3%
2	2026-01-09	213.60	221.21	-1.0%	-3.4%
3	2026-01-16	215.25	221.19	0.8%	-2.7%
4	2026-01-23	216.49	222.39	0.6%	-2.7%
<b>Four week average</b>		<b>215.28</b>	<b>219.43</b>	<b>-</b>	<b>-1.9%</b>

Source: Manitoba major processors.

## MANITOBA WEIGHTED AVERAGE INDEX 100 HOG PRICES WEEKLY

C\$/100 KG

■ 2026 ■ 2025 — 5-YEAR AVE (2021-2025)



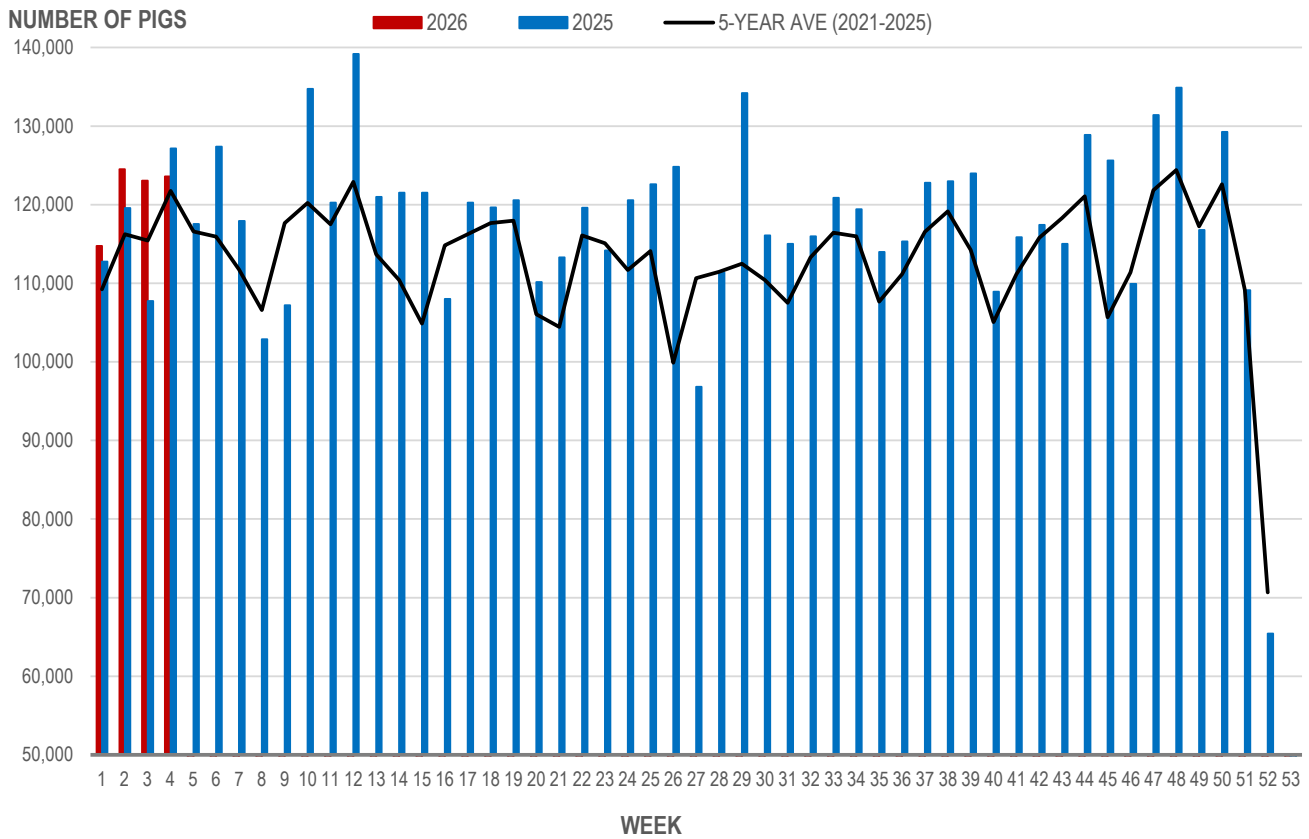
Source: Manitoba major processors

## Number of Pigs Processed by Major Processors

Week	Week ending date	2026	2025	Change from Previous Week	Change from Previous Year
1	2026-01-02	114,735	112,761	75.4%	1.8%
2	2026-01-09	124,515	119,571	8.5%	4.1%
3	2026-01-16	123,046	107,726	-1.2%	14.2%
4	2026-01-23	123,590	127,166	0.4%	-2.8%
<b>Four week average</b>		<b>121,472</b>	<b>116,806</b>	<b>-</b>	<b>4.0%</b>

Source: Manitoba major processors.

### NUMBER OF PIGS PROCESSED BY MAJOR PROCESSORS WEEKLY



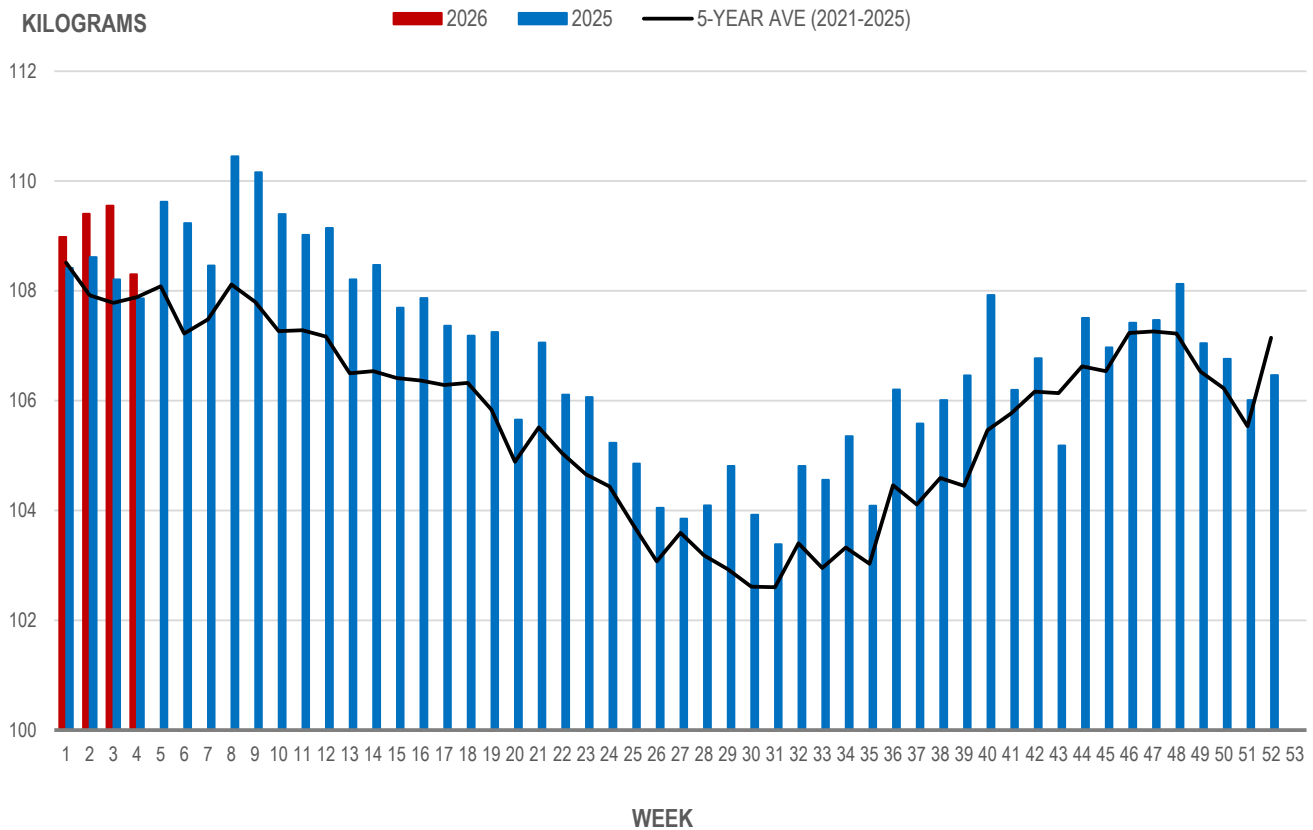
Source: Manitoba major processors

## Average Weight of Hogs Processed by Major Processors, Kg

Week	Week ending date	2026	2025	Change from Previous Week	Change from Previous Year
1	2026-01-02	108.98	108.42	2.4%	0.5%
2	2026-01-09	109.40	108.61	0.4%	0.7%
3	2026-01-16	109.55	108.21	0.1%	1.2%
4	2026-01-23	108.30	107.86	-1.1%	0.4%
<b>Four week average</b>		<b>109.06</b>	<b>108.28</b>	<b>-</b>	<b>0.7%</b>

Source: Manitoba major processors.

### AVERAGE WEIGHT OF HOGS PROCESSED BY MAJOR PROCESSORS WEEKLY



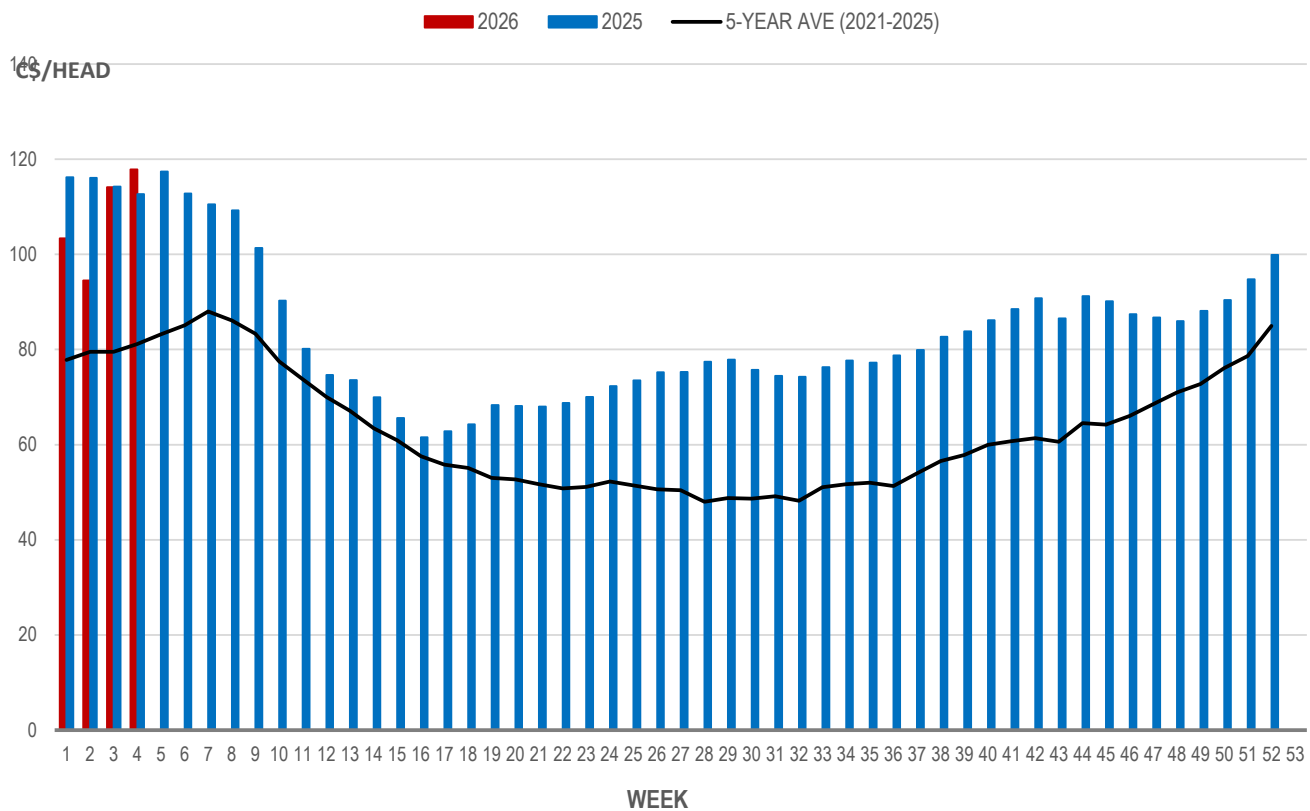
Source: Manitoba major processors

## Weaning Pigs (U.S. Total Composite Weighted Average Price per Head)

	Formula and Cash Low, US\$/Head	Formula and Cash High, US\$/Head	Wtd Avg Price, US\$/Head	Wtd Avg Price, C\$/Head
Early Weaned (10-12 lb)	49.85	111.00	85.82	117.85
Feeder Pigs (40 lb)	112.00	121.00	117.73	161.67

Source: USDA, AMS

### EARLY WEANED PIGS (U.S. TOTAL COMPOSITE WEIGHTED AVERAGE PRICE PER HEAD) WEEKLY



Source: USDA, AMS

### Contact us

- [www.manitoba.ca/agriculture/markets-and-statistics/](http://www.manitoba.ca/agriculture/markets-and-statistics/)
- Email us at [industryintelligence@gov.mb.ca](mailto:industryintelligence@gov.mb.ca)
- Follow us on X @MBGovAg

