

MANITOBA MARKETS

Hog Prices



February 17, 2026

[Click here for definitions of how data is collected and calculated.](#)

Exchange rates (Friday close)

1 US \$ = C \$1.3614

1 EURO = C \$1.6159

1 Yen = C \$0.00890

[Data source: Bank of Canada](#)

[Click to view the interactive hog dashboards for current and historical charts.](#)

Manitoba Weighted Average Carcass Prices (including premiums and discounts)

All In Weights C\$/100 kg

Week	Week ending date	2026	2025	Change from Previous Week	Change from Previous Year
4	2026-01-23	228.04	233.69	1.2%	-2.4%
5	2026-01-30	229.90	236.11	0.8%	-2.6%
6	2026-02-06	234.32	240.80	1.9%	-2.7%
7	2026-02-13	234.69	246.97	0.2%	-5.0%
Four week average		231.74	239.39	-	-0.03

Source: Manitoba major processors.

Index 100, C\$/100 kg

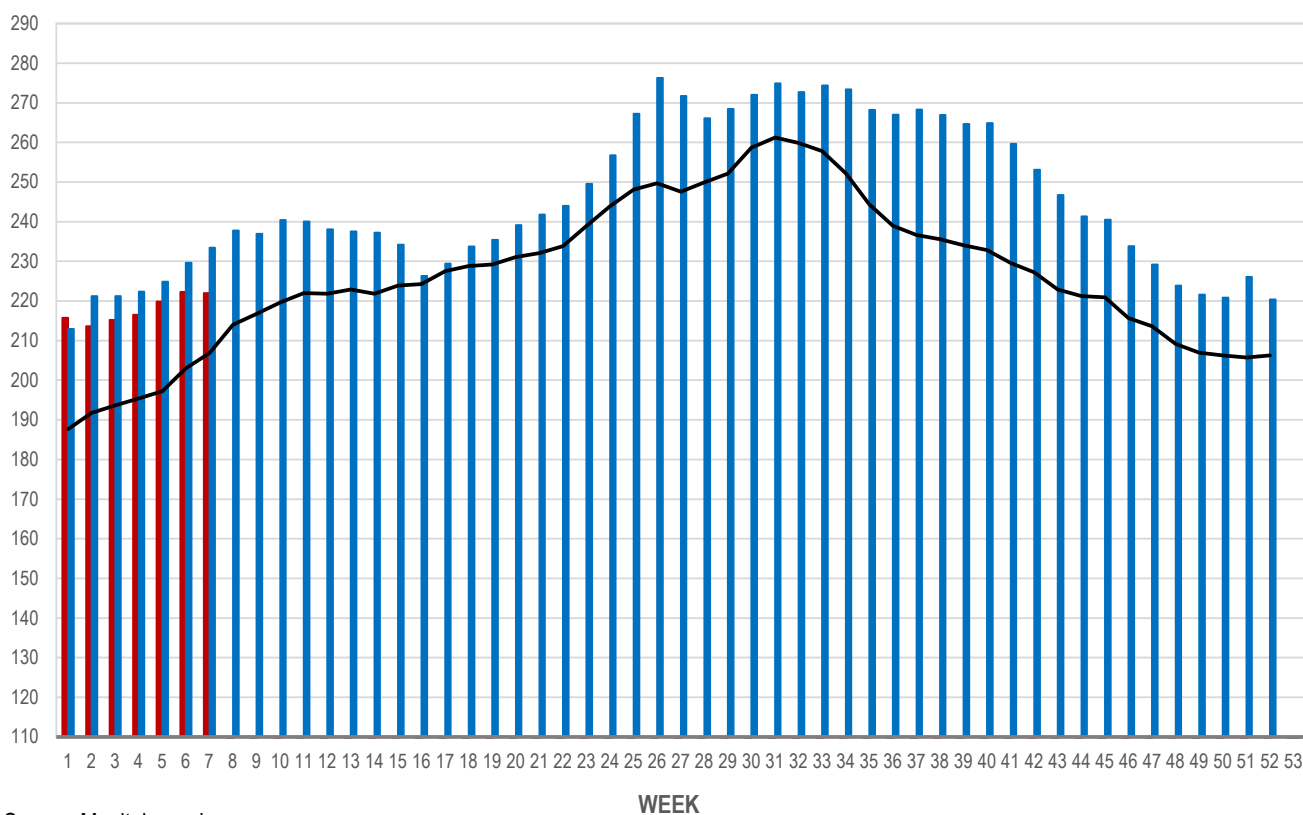
Week	Week ending date	2026	2025	Change from Previous Week	Change from Previous Year
4	2026-01-23	216.49	222.39	0.6%	-2.7%
5	2026-01-30	219.82	224.89	1.5%	-2.3%
6	2026-02-06	222.26	229.64	1.1%	-3.2%
7	2026-02-13	222.01	233.47	-0.1%	-4.9%
Four week average		220.14	227.60	-	-0.03

Source: Manitoba major processors.

MANITOBA WEIGHTED AVERAGE INDEX 100 HOG PRICES WEEKLY

C\$/100 KG

2026 2025 5-YEAR AVE (2021-2025)

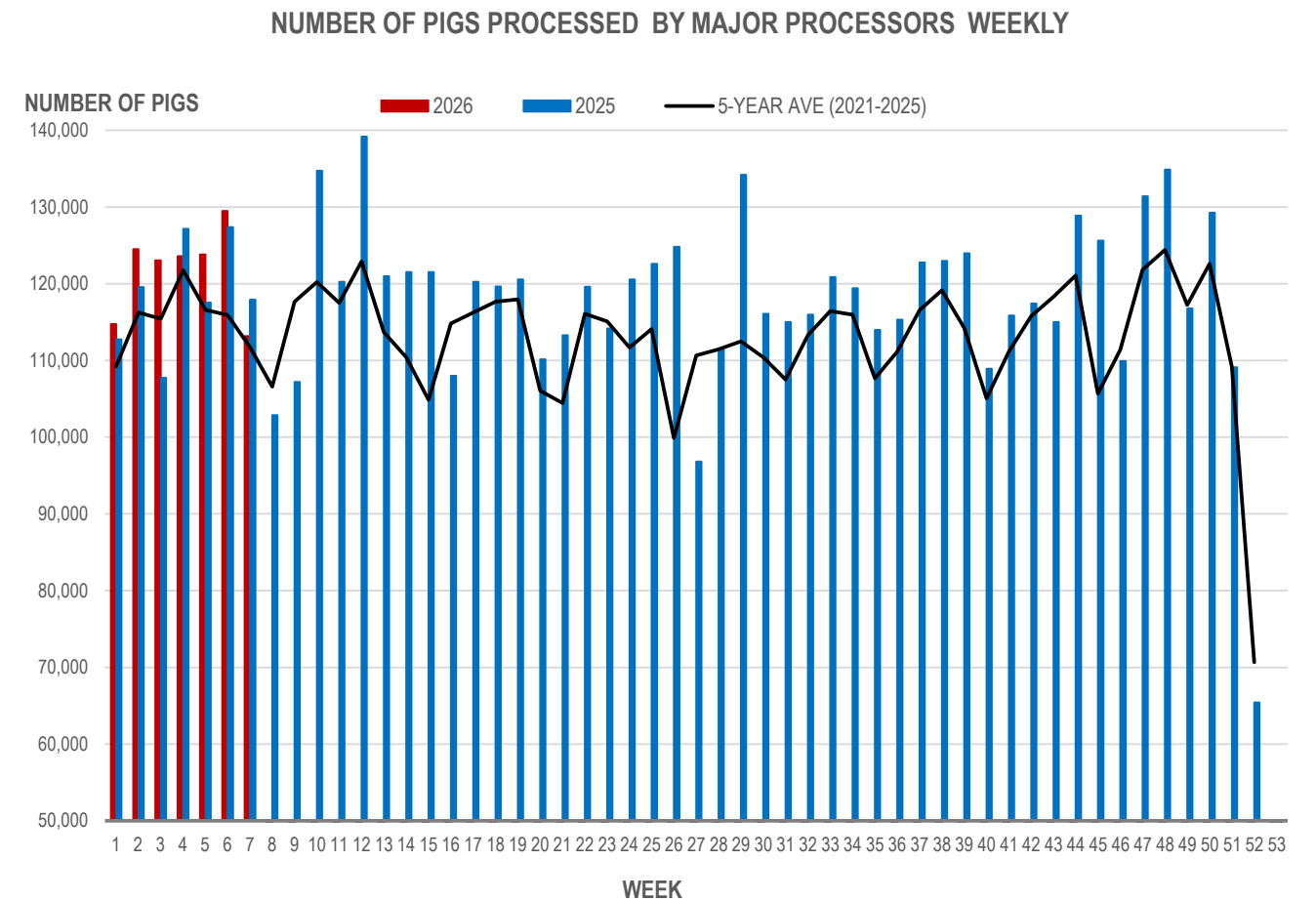


Source: Manitoba major processors

Number of Pigs Processed by Major Processors

Week	Week ending date	2026	2025	Change from Previous Week	Change from Previous Year
4	2026-01-23	123,590	127,166	0.4%	-2.8%
5	2026-01-30	123,814	117,540	0.2%	5.3%
6	2026-02-06	129,485	127,371	4.6%	1.7%
7	2026-02-13	113,176	117,908	-12.6%	-4.0%
Four week average		122,516	122,496	-	0.00

Source: Manitoba major processors.



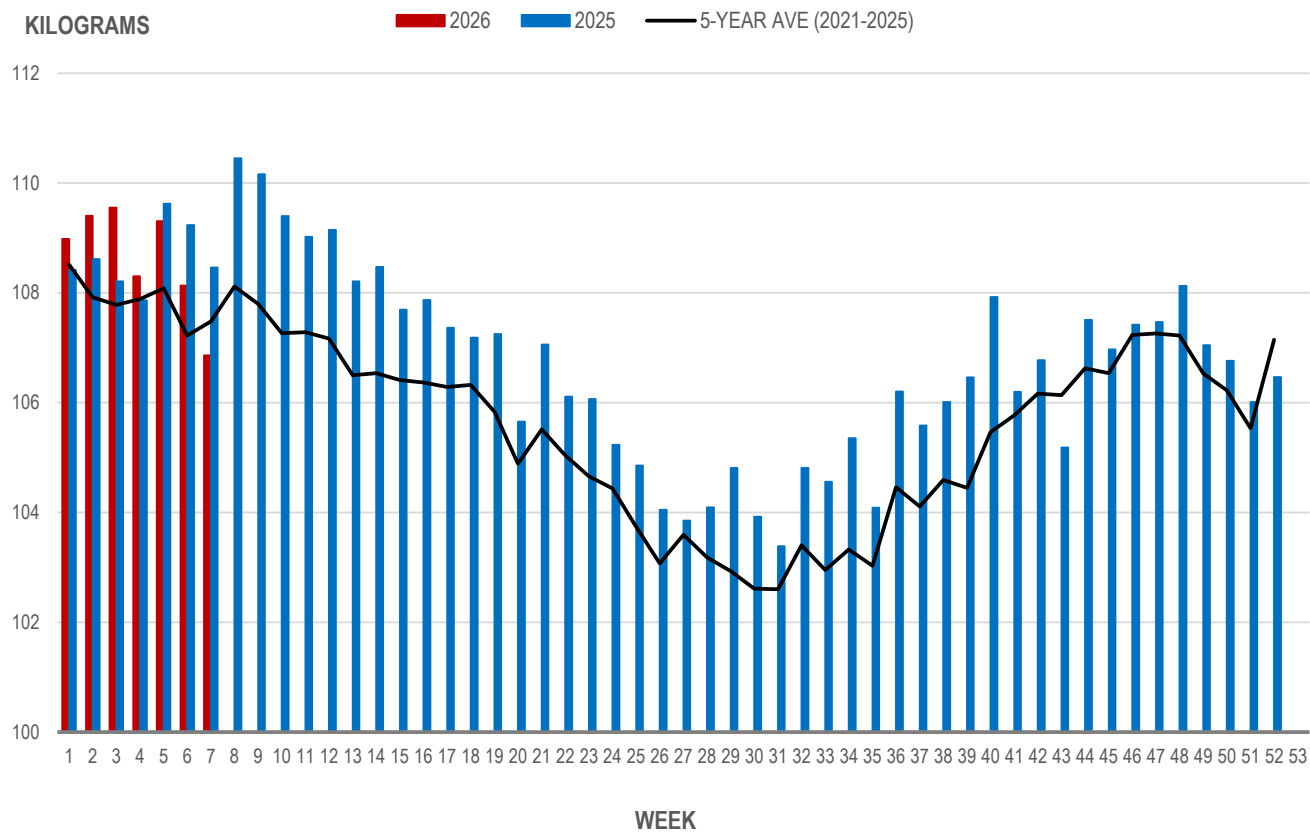
Source: Manitoba major processors

Average Weight of Hogs Processed by Major Processors, Kg

Week	Week ending date	2026	2025	Change from Previous Week	Change from Previous Year
4	2026-01-23	108.30	107.86	-1.1%	0.4%
5	2026-01-30	109.31	109.62	0.9%	-0.3%
6	2026-02-06	108.13	109.24	-1.1%	-1.0%
7	2026-02-13	106.86	108.46	-1.2%	-1.5%
Four week average		108.15	108.80	-	-0.01

Source: Manitoba major processors.

AVERAGE WEIGHT OF HOGS PROCESSED BY MAJOR PROCESSORS WEEKLY



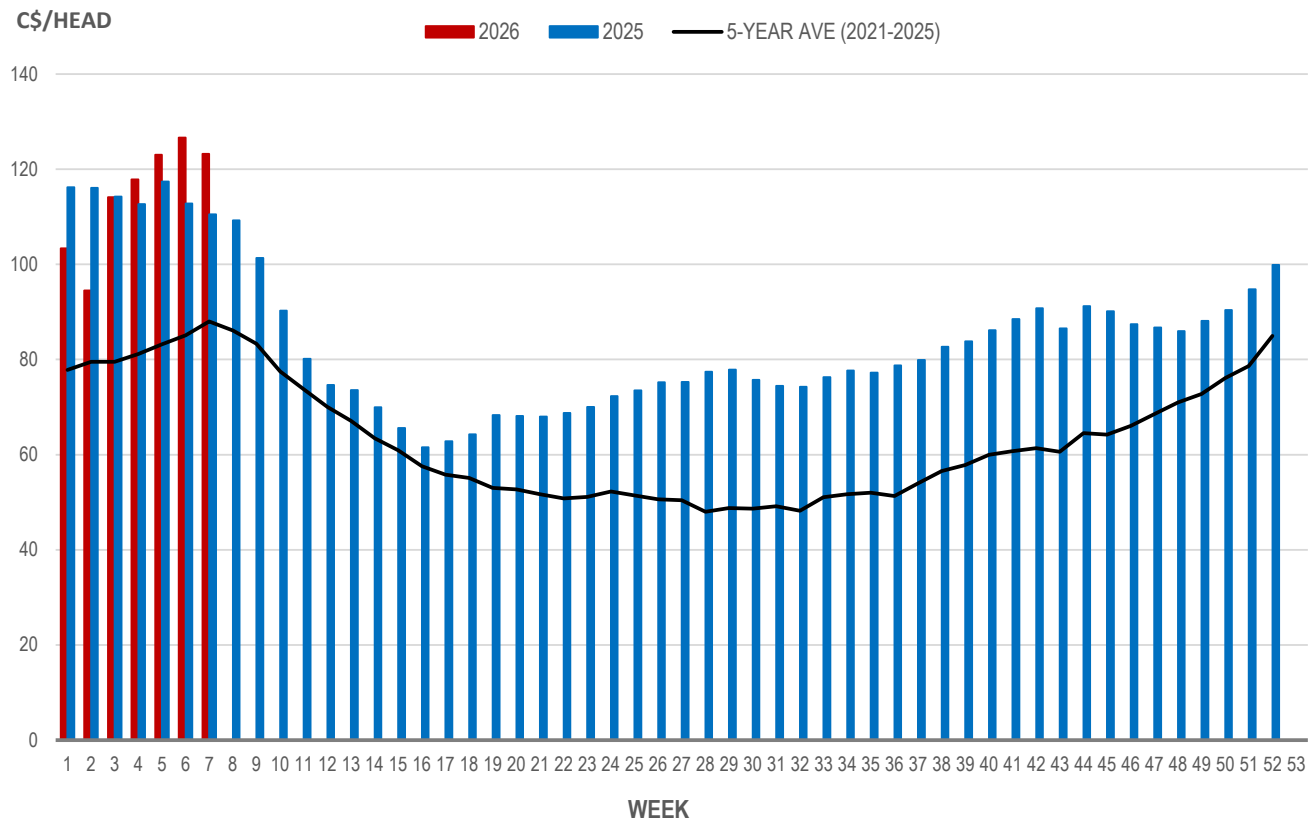
Source: Manitoba major processors

Weaning Pigs (U.S. Total Composite Weighted Average Price per Head)

	Formula and Cash Low, US\$/Head	Formula and Cash High, US\$/Head	Wtd Avg Price, US\$/Head	Wtd Avg Price, C\$/Head
Early Weaned (10-12 lb)	49.85	123.00	90.54	123.26
Feeder Pigs (40 lb)	118.00	135.00	124.19	169.07

Source: USDA, AMS

EARLY WEANED PIGS (U.S. TOTAL COMPOSITE WEIGHTED AVERAGE PRICE PER HEAD) WEEKLY



Source: USDA, AMS

Contact us

- www.manitoba.ca/agriculture/markets-and-statistics/
- Email us at industryintelligence@gov.mb.ca
- Follow us on X @MBGovAg

