

MANITOBA MARKETS

# Hog Prices



April 21, 2026

[Click here for definitions of how data is collected and calculated.](#)

## Exchange rates (Friday close)

1 US \$ = C \$1.3671

1 EURO = C \$1.6137

1 Yen = C \$0.00864

[Data source: Bank of Canada](#)

[Click to view the interactive hog dashboards for current and historical charts.](#)

## Manitoba Weighted Average Carcass Prices (including premiums and discounts)

### All In Weights C\$/100 kg

Week	Week ending date	2026	2025	Change from Previous Week	Change from Previous Year
13	2026-03-27	249.95	249.69	0.2%	0.1%
14	2026-04-03	250.02	249.27	0.0%	0.3%
15	2026-04-10	247.16	246.30	-1.1%	0.3%
16	2026-04-17	248.14	237.58	0.4%	4.4%
<b>Four week average</b>		<b>248.82</b>	<b>245.71</b>	<b>-</b>	<b>0.01</b>

Source: Manitoba major processors.

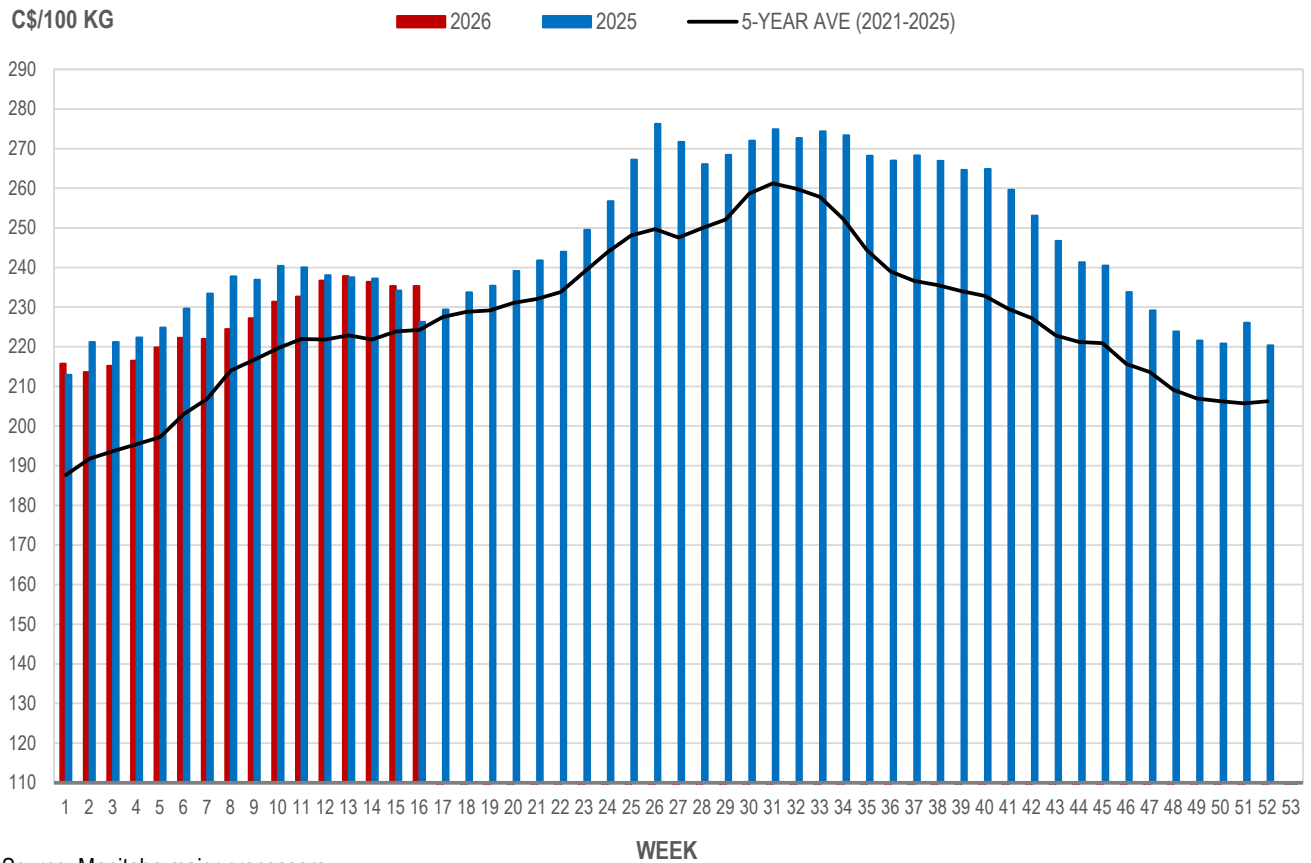


## Index 100, C\$/100 kg

Week	Week ending date	2026	2025	Change from Previous Week	Change from Previous Year
13	2026-03-27	237.83	237.57	0.5%	0.1%
14	2026-04-03	236.42	237.27	-0.6%	-0.4%
15	2026-04-10	235.34	234.17	-0.5%	0.5%
16	2026-04-17	235.30	226.30	0.0%	4.0%
<b>Four week average</b>		<b>236.22</b>	<b>233.83</b>	<b>-</b>	<b>0.01</b>

Source: Manitoba major processors.

## MANITOBA WEIGHTED AVERAGE INDEX 100 HOG PRICES WEEKLY



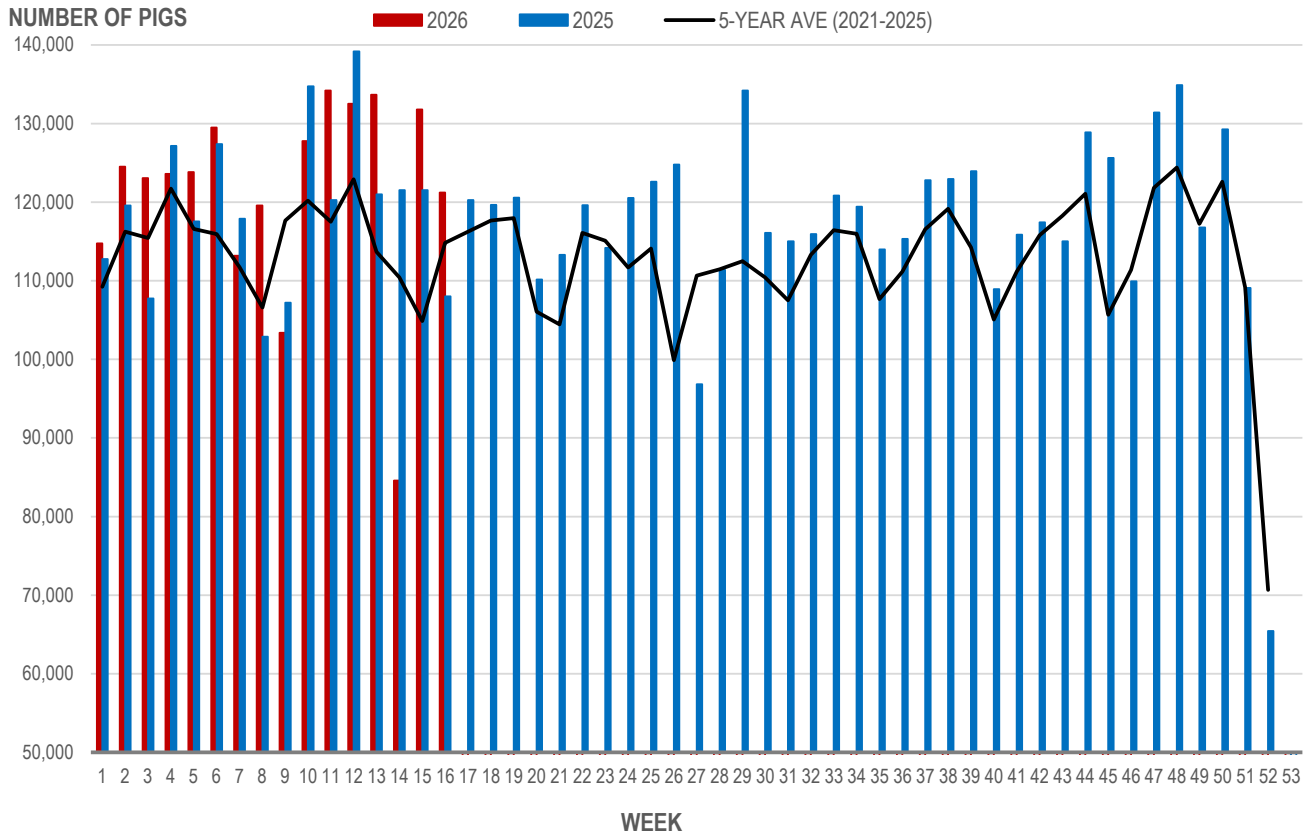
Source: Manitoba major processors

## Number of Pigs Processed by Major Processors

Week	Week ending date	2026	2025	Change from Previous Week	Change from Previous Year
13	2026-03-27	133,657	121,003	0.9%	10.5%
14	2026-04-03	84,592	121,527	-36.7%	-30.4%
15	2026-04-10	131,808	121,534	55.8%	8.5%
16	2026-04-17	121,229	108,020	-8.0%	12.2%
<b>Four week average</b>		<b>117,822</b>	<b>118,021</b>	<b>-</b>	<b>0.00</b>

Source: Manitoba major processors.

### NUMBER OF PIGS PROCESSED BY MAJOR PROCESSORS WEEKLY



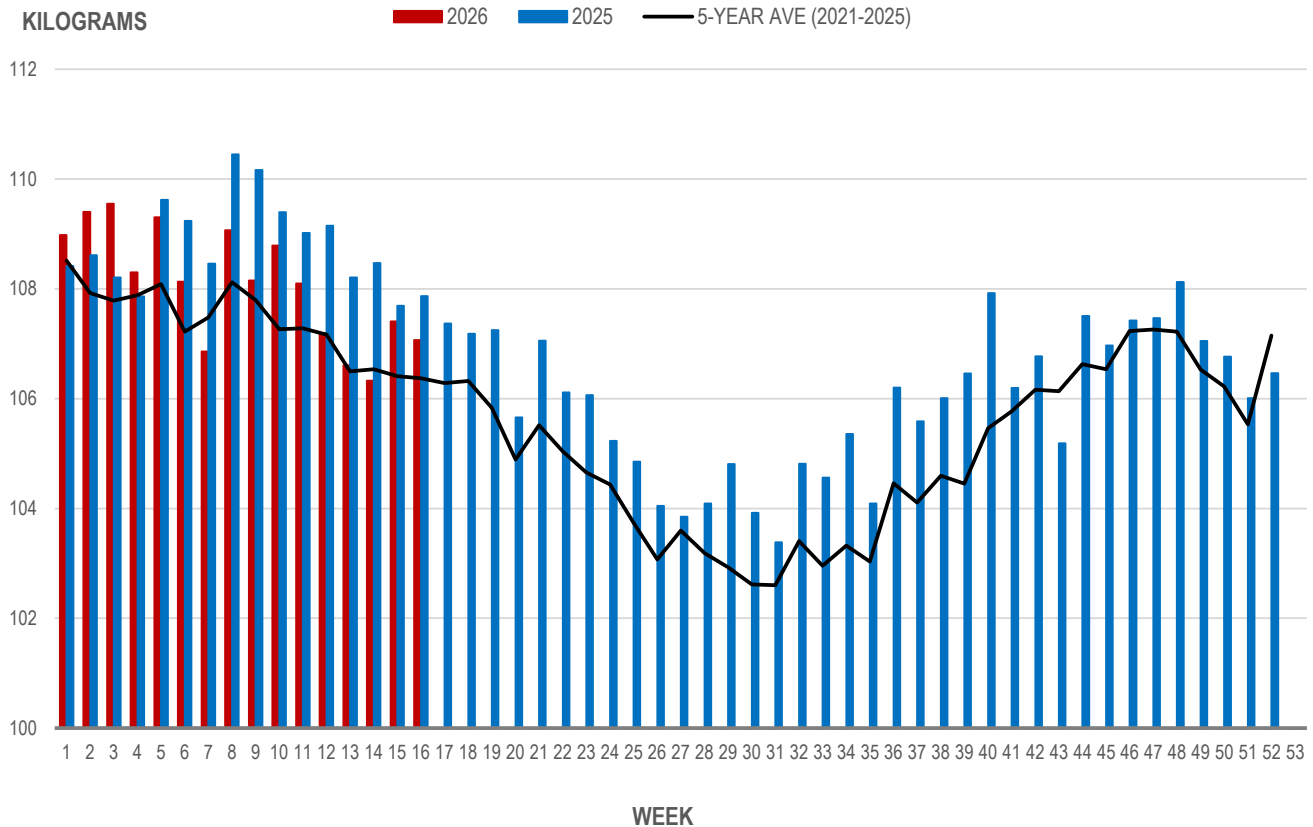
Source: Manitoba major processors

## Average Weight of Hogs Processed by Major Processors, Kg

Week	Week ending date	2026	2025	Change from Previous Week	Change from Previous Year
13	2026-03-27	106.61	108.21	-0.5%	-1.5%
14	2026-04-03	106.33	108.47	-0.3%	-2.0%
15	2026-04-10	107.40	107.69	1.0%	-0.3%
16	2026-04-17	107.06	107.87	-0.3%	-0.7%
<b>Four week average</b>		<b>106.85</b>	<b>108.06</b>	<b>-</b>	<b>-0.01</b>

Source: Manitoba major processors.

### AVERAGE WEIGHT OF HOGS PROCESSED BY MAJOR PROCESSORS WEEKLY



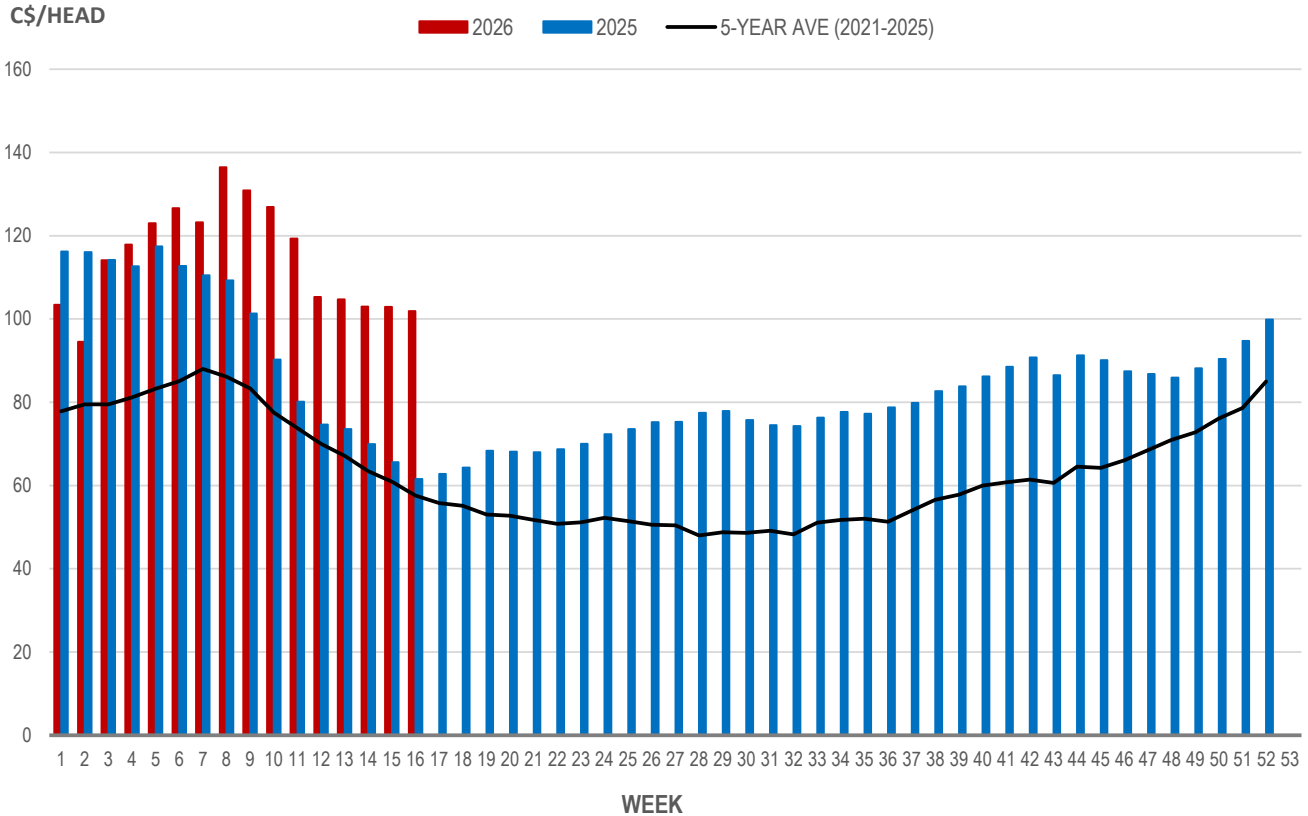
Source: Manitoba major processors

## Weaning Pigs (U.S. Total Composite Weighted Average Price per Head)

	Formula and Cash Low, US\$/Head	Formula and Cash High, US\$/Head	Wtd Avg Price, US\$/Head	Wtd Avg Price, C\$/Head
Early Weaned (10-12 lb)	50.53	92.00	74.56	101.93
Feeder Pigs (40 lb)	114.00	125.00	120.31	164.48

Source: USDA, AMS

### EARLY WEANED PIGS (U.S. TOTAL COMPOSITE WEIGHTED AVERAGE PRICE PER HEAD) WEEKLY



Source: USDA, AMS

#### Contact us

- [www.manitoba.ca/agriculture/markets-and-statistics/](http://www.manitoba.ca/agriculture/markets-and-statistics/)
- Email us at [industryintelligence@gov.mb.ca](mailto:industryintelligence@gov.mb.ca)
- Follow us on X @MBGovAg

