

## MANITOBA MARKETS

# Hog Prices



May 19, 2026

[Click here for definitions of how data is collected and calculated.](#)

### Exchange rates (Friday close)

1 US \$ = C \$1.3752

1 EURO = C \$1.5989

1 Yen = C \$0.00867

[Data source: Bank of Canada](#)

[Click to view the interactive hog dashboards for current and historical charts.](#)

### Manitoba Weighted Average Carcass Prices (including premiums and discounts)

#### All In Weights C\$/100 kg

Week	Week ending date	2026	2025	Change from Previous Week	Change from Previous Year
17	2026-04-24	247.06	241.20	-0.4%	2.4%
18	2026-05-01	247.96	245.87	0.4%	0.9%
19	2026-05-08	247.10	247.64	-0.3%	-0.2%
20	2026-05-15	248.79	252.60	0.7%	-1.5%
<b>Four week average</b>		<b>247.73</b>	<b>246.83</b>	<b>-</b>	<b>0.4%</b>

Source: Manitoba major processors.

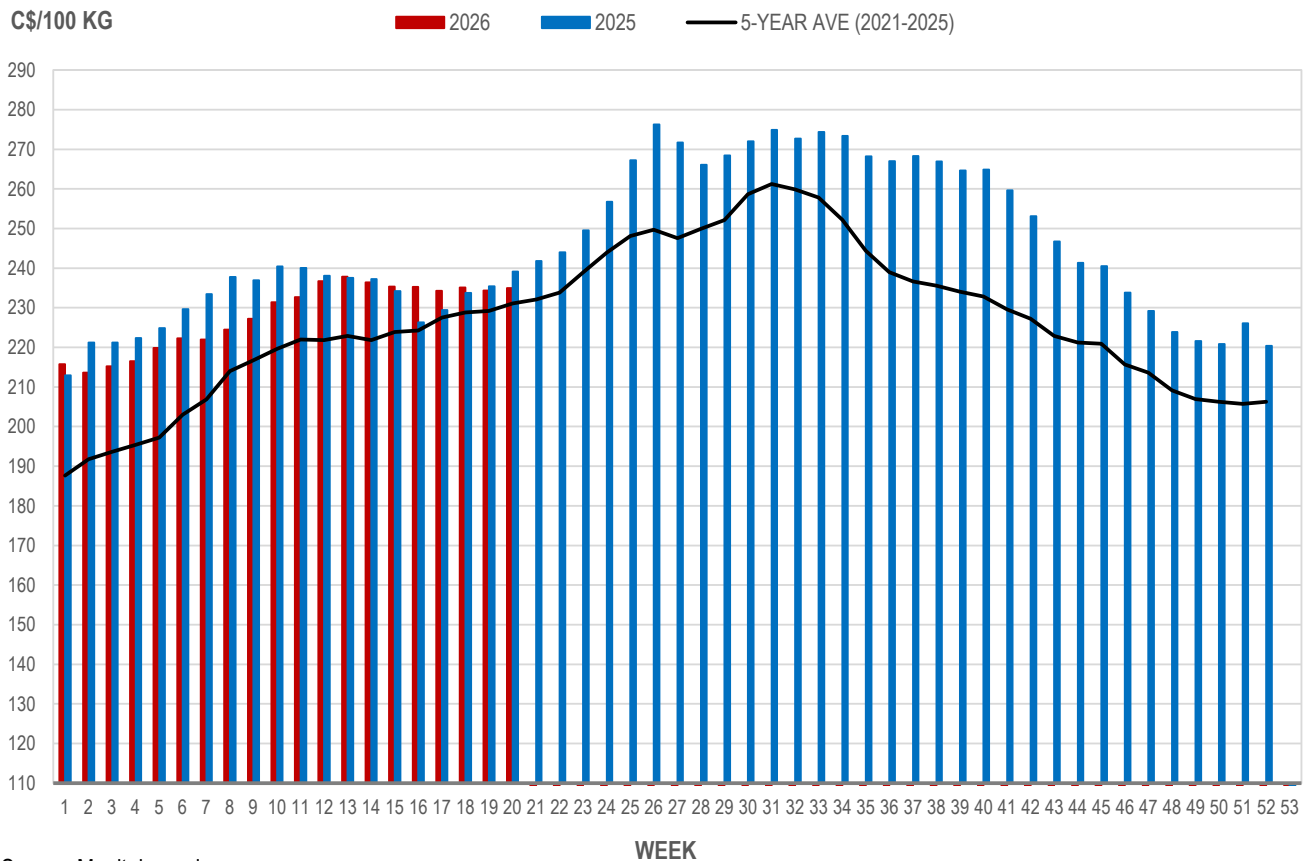


## Index 100, C\$/100 kg

Week	Week ending date	2026	2025	Change from Previous Week	Change from Previous Year
17	2026-04-24	234.24	229.39	-0.5%	2.1%
18	2026-05-01	235.14	233.76	0.4%	0.6%
19	2026-05-08	234.33	235.44	-0.3%	-0.5%
20	2026-05-15	234.99	239.11	0.3%	-1.7%
<b>Four week average</b>		<b>234.68</b>	<b>234.42</b>	<b>-</b>	<b>0.1%</b>

Source: Manitoba major processors.

## MANITOBA WEIGHTED AVERAGE INDEX 100 HOG PRICES WEEKLY



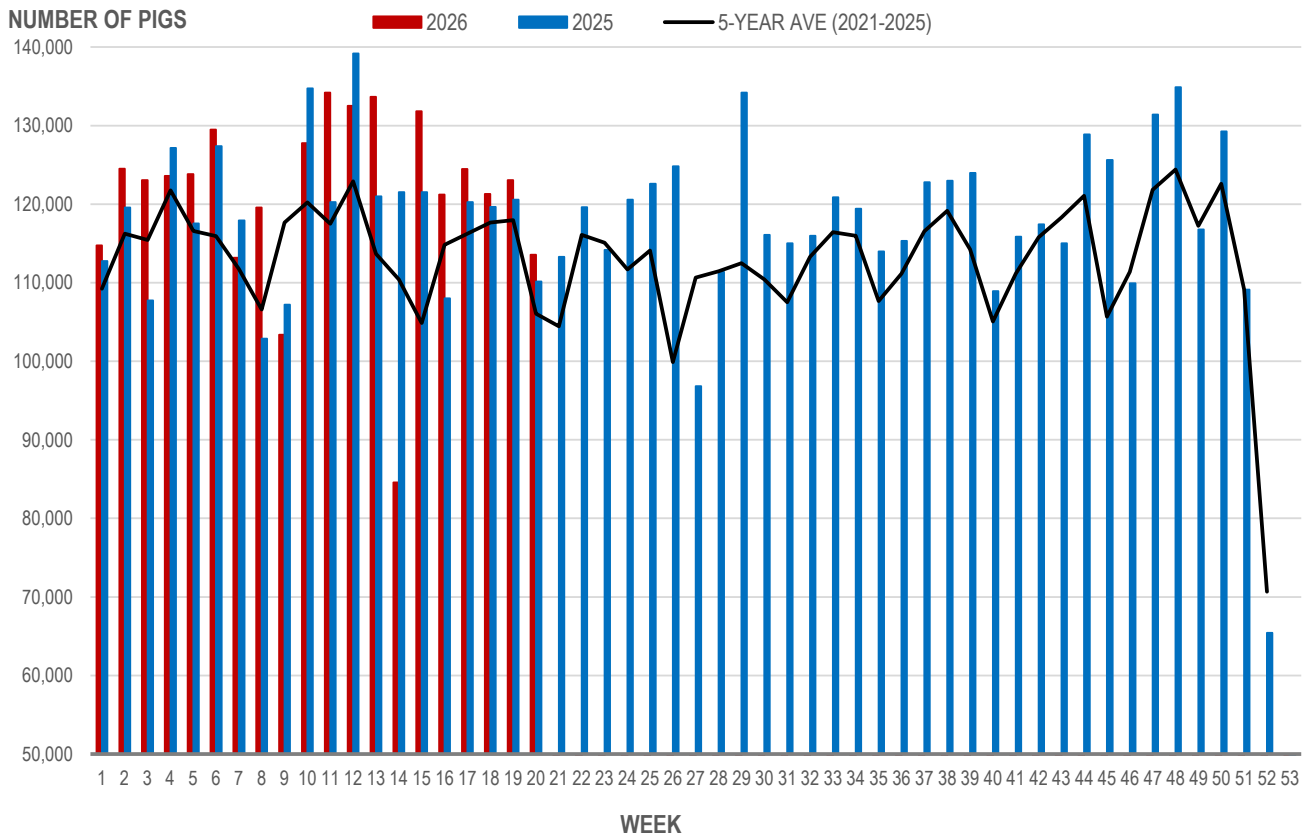
Source: Manitoba major processors

## Number of Pigs Processed by Major Processors

Week	Week ending date	2026	2025	Change from Previous Week	Change from Previous Year
17	2026-04-24	124,478	120,272	2.7%	3.5%
18	2026-05-01	121,288	119,661	-2.6%	1.4%
19	2026-05-08	123,050	120,557	1.5%	2.1%
20	2026-05-15	113,558	110,156	-7.7%	3.1%
<b>Four week average</b>		<b>120,594</b>	<b>117,662</b>	<b>-</b>	<b>2.5%</b>

Source: Manitoba major processors.

### NUMBER OF PIGS PROCESSED BY MAJOR PROCESSORS WEEKLY



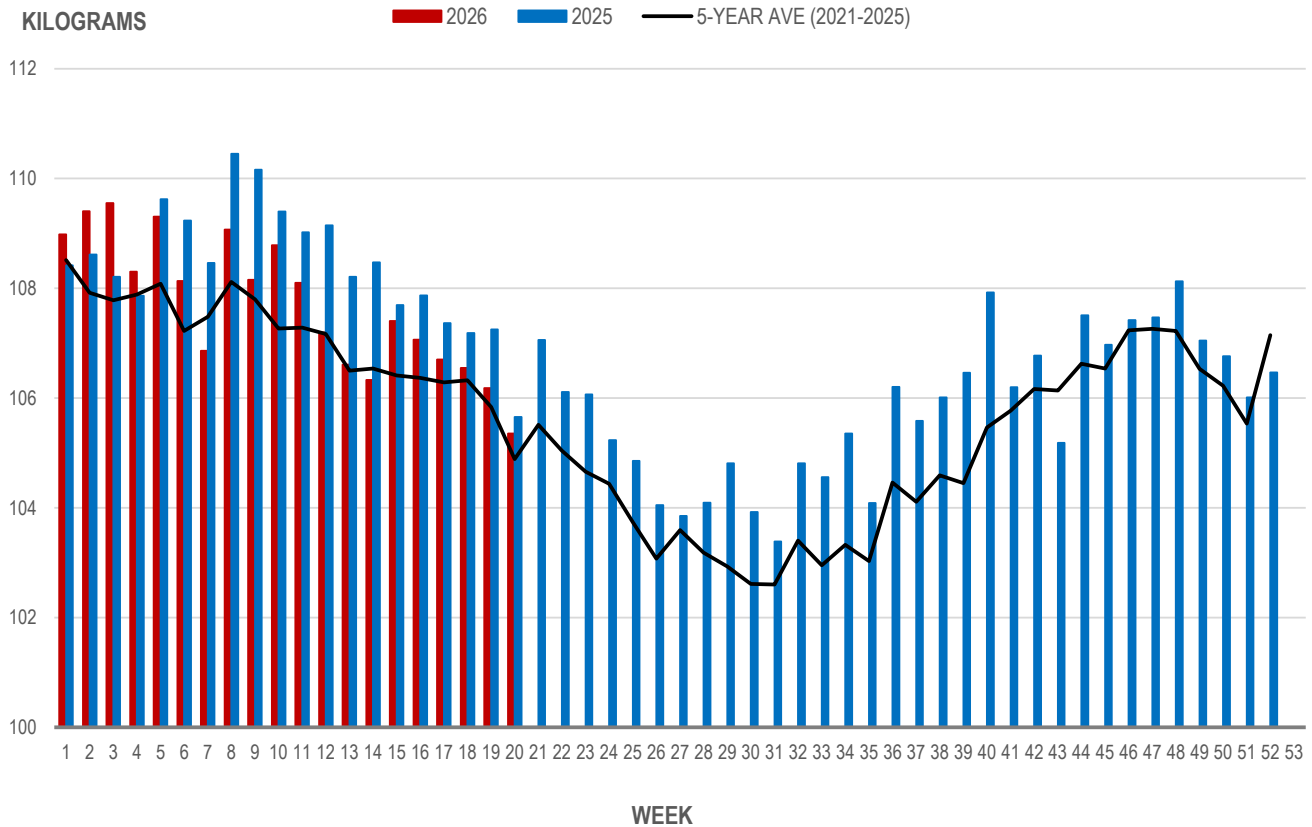
Source: Manitoba major processors

## Average Weight of Hogs Processed by Major Processors, Kg

Week	Week ending date	2026	2025	Change from Previous Week	Change from Previous Year
17	2026-04-24	106.70	107.37	-0.3%	-0.6%
18	2026-05-01	106.55	107.18	-0.1%	-0.6%
19	2026-05-08	106.18	107.25	-0.3%	-1.0%
20	2026-05-15	105.36	105.66	-0.8%	-0.3%
<b>Four week average</b>		<b>106.20</b>	<b>106.86</b>	<b>-</b>	<b>-0.6%</b>

Source: Manitoba major processors.

### AVERAGE WEIGHT OF HOGS PROCESSED BY MAJOR PROCESSORS WEEKLY



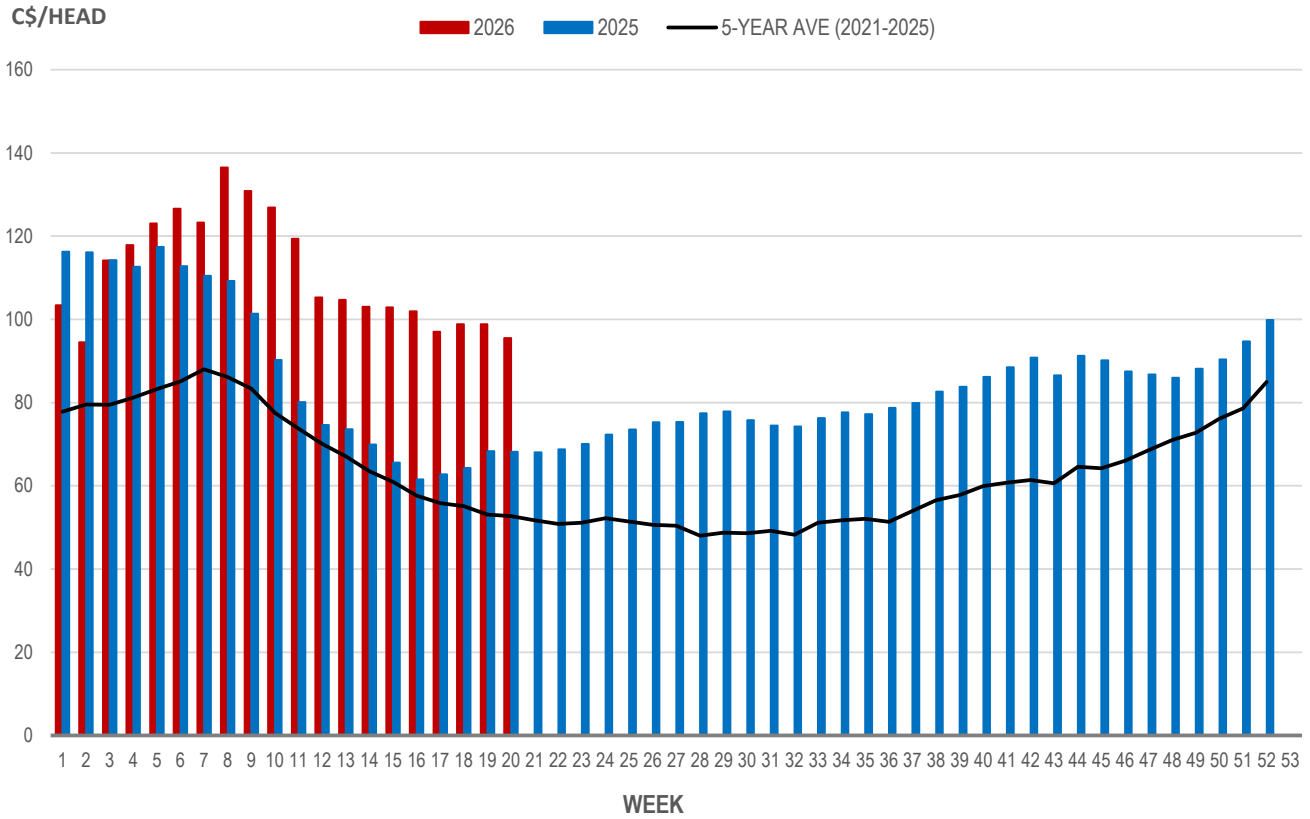
Source: Manitoba major processors

## Weaning Pigs (U.S. Total Composite Weighted Average Price per Head)

	Formula and Cash Low, US\$/Head	Formula and Cash High, US\$/Head	Wtd Avg Price, US\$/Head	Wtd Avg Price, C\$/Head
Early Weaned (10-12 lb)	43.49	90.00	69.46	95.52
Feeder Pigs (40 lb)	100.00	125.00	109.46	150.53

Source: USDA, AMS

### EARLY WEANED PIGS (U.S. TOTAL COMPOSITE WEIGHTED AVERAGE PRICE PER HEAD) WEEKLY



Source: USDA, AMS

### Contact us

- [www.manitoba.ca/agriculture/markets-and-statistics/](http://www.manitoba.ca/agriculture/markets-and-statistics/)
- Email us at [industryintelligence@gov.mb.ca](mailto:industryintelligence@gov.mb.ca)
- Follow us on X @MBGovAg

