

## MANITOBA MARKETS

# Hog Prices



June 9, 2026

[Click here for definitions of how data is collected and calculated.](#)

### Exchange rates (Friday close)

1 US \$ = C \$1.3924

1 EURO = C \$1.6082

1 Yen = C \$0.00869

[Data source: Bank of Canada](#)

[Click to view the interactive hog dashboards for current and historical charts.](#)

### Manitoba Weighted Average Carcass Prices (including premiums and discounts)

#### All In Weights C\$/100 kg

| Week                     | Week ending date | 2026          | 2025          | Change from<br>Previous Week | Change from<br>Previous Year |
|--------------------------|------------------|---------------|---------------|------------------------------|------------------------------|
| 20                       | 2026-05-15       | 248.79        | 252.60        | 0.7%                         | -1.5%                        |
| 21                       | 2026-05-22       | 247.98        | 252.51        | -0.3%                        | -1.8%                        |
| 22                       | 2026-05-29       | 251.33        | 256.69        | 1.4%                         | -2.1%                        |
| 23                       | 2026-06-05       | 255.35        | 263.24        | 1.6%                         | -3.0%                        |
| <b>Four week average</b> |                  | <b>250.86</b> | <b>256.26</b> | <b>-</b>                     | <b>-2.1%</b>                 |

Source: Manitoba major processors.

## Index 100, C\$/100 kg

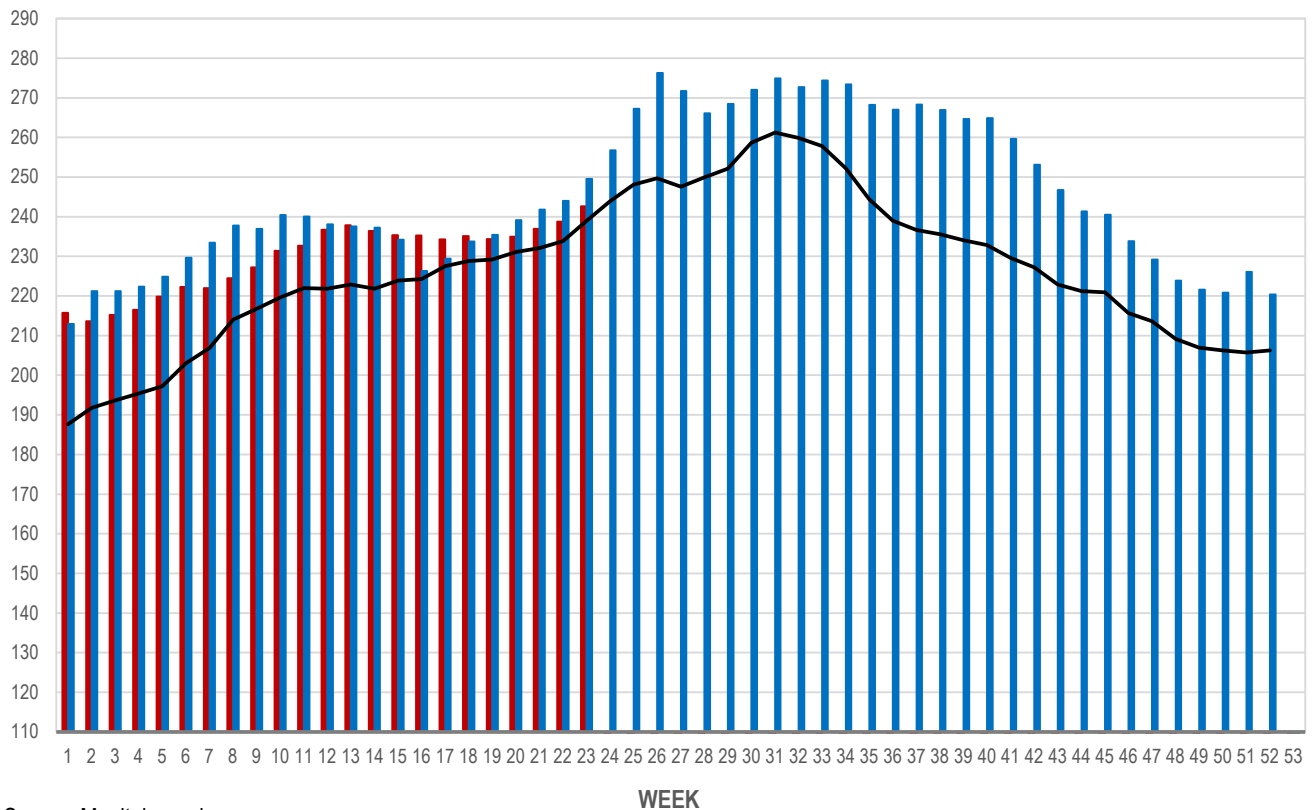
| Week                     | Week ending date | 2026          | 2025          | Change from Previous Week | Change from Previous Year |
|--------------------------|------------------|---------------|---------------|---------------------------|---------------------------|
| 20                       | 2026-05-15       | 234.99        | 239.11        | 0.3%                      | -1.7%                     |
| 21                       | 2026-05-22       | 236.93        | 241.77        | 0.8%                      | -2.0%                     |
| 22                       | 2026-05-29       | 238.73        | 244.02        | 0.8%                      | -2.2%                     |
| 23                       | 2026-06-05       | 242.61        | 249.50        | 1.6%                      | -2.8%                     |
| <b>Four week average</b> |                  | <b>238.32</b> | <b>243.60</b> | <b>-</b>                  | <b>-2.2%</b>              |

Source: Manitoba major processors.

## MANITOBA WEIGHTED AVERAGE INDEX 100 HOG PRICES WEEKLY

C\$/100 KG

■ 2026 ■ 2025 — 5-YEAR AVE (2021-2025)



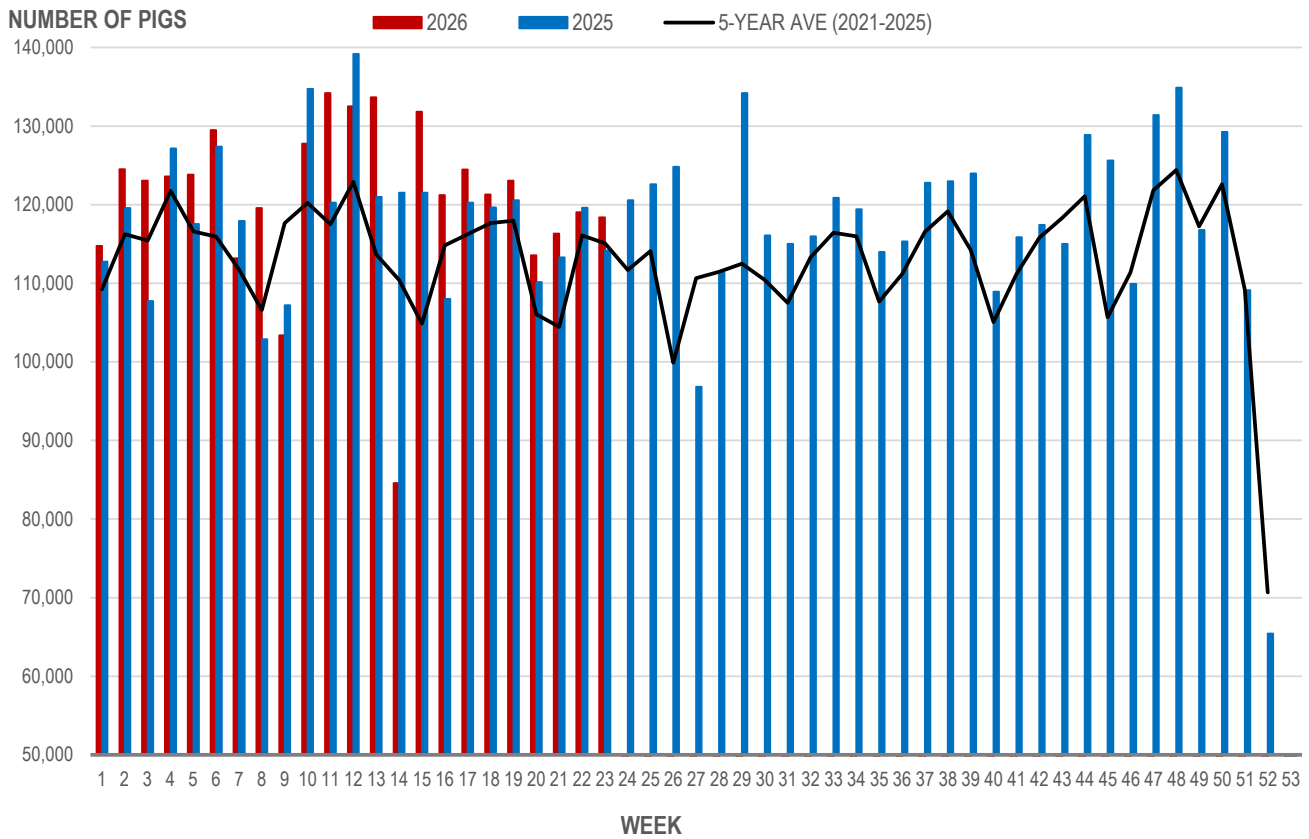
Source: Manitoba major processors

## Number of Pigs Processed by Major Processors

| Week                     | Week ending date | 2026           | 2025           | Change from Previous Week | Change from Previous Year |
|--------------------------|------------------|----------------|----------------|---------------------------|---------------------------|
| 20                       | 2026-05-15       | 113,558        | 110,156        | -7.7%                     | 3.1%                      |
| 21                       | 2026-05-22       | 116,321        | 113,291        | 2.4%                      | 2.7%                      |
| 22                       | 2026-05-29       | 119,036        | 119,622        | 2.3%                      | -0.5%                     |
| 23                       | 2026-06-05       | 118,375        | 114,181        | -0.6%                     | 3.7%                      |
| <b>Four week average</b> |                  | <b>116,823</b> | <b>114,313</b> | <b>-</b>                  | <b>2.2%</b>               |

Source: Manitoba major processors.

### NUMBER OF PIGS PROCESSED BY MAJOR PROCESSORS WEEKLY



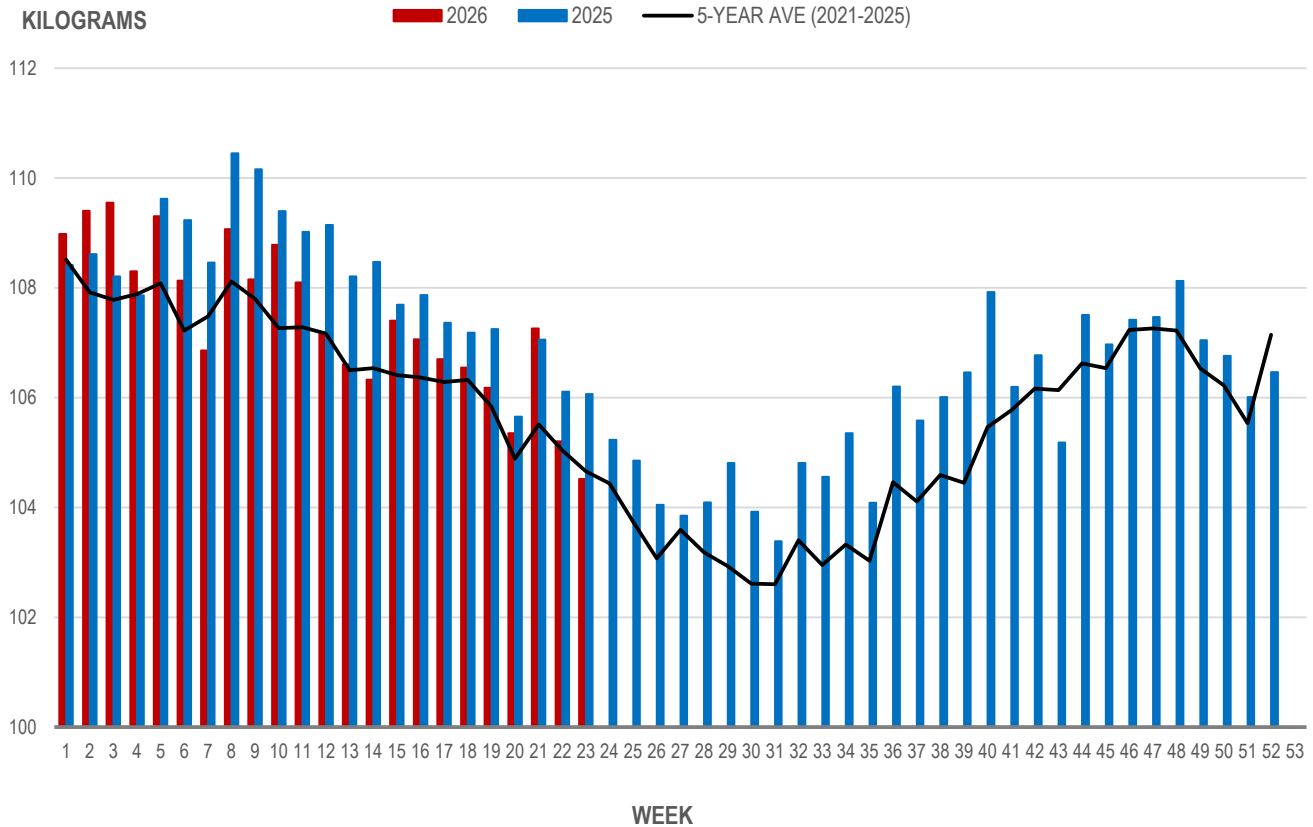
Source: Manitoba major processors

## Average Weight of Hogs Processed by Major Processors, Kg

| Week                     | Week ending date | 2026          | 2025          | Change from Previous Week | Change from Previous Year |
|--------------------------|------------------|---------------|---------------|---------------------------|---------------------------|
| 20                       | 2026-05-15       | 105.36        | 105.66        | -0.8%                     | -0.3%                     |
| 21                       | 2026-05-22       | 107.26        | 107.06        | 1.8%                      | 0.2%                      |
| 22                       | 2026-05-29       | 105.21        | 106.11        | -1.9%                     | -0.9%                     |
| 23                       | 2026-06-05       | 104.52        | 106.07        | -0.7%                     | -1.5%                     |
| <b>Four week average</b> |                  | <b>105.59</b> | <b>106.22</b> | <b>-</b>                  | <b>-0.6%</b>              |

Source: Manitoba major processors.

### AVERAGE WEIGHT OF HOGS PROCESSED BY MAJOR PROCESSORS WEEKLY



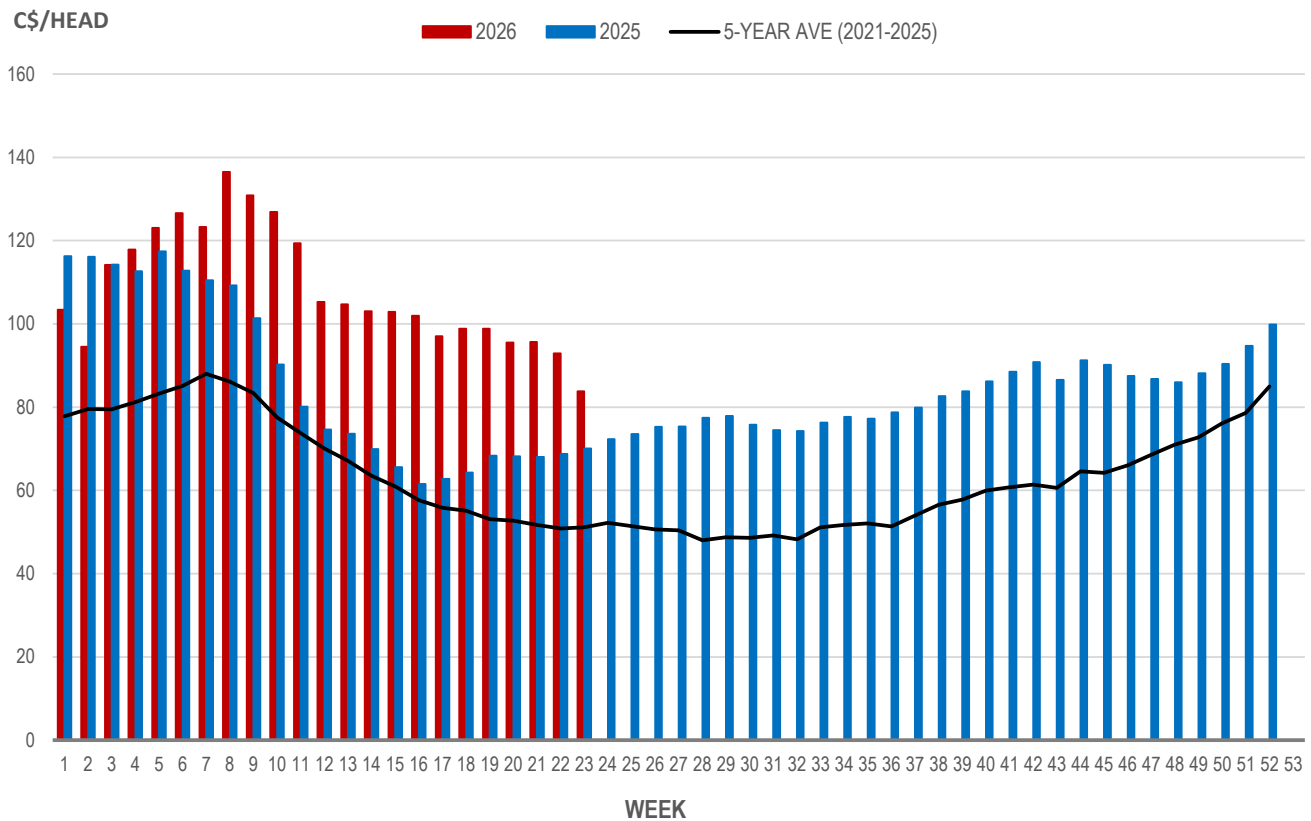
Source: Manitoba major processors

## Weaning Pigs (U.S. Total Composite Weighted Average Price per Head)

|                         | Formula and Cash Low, US\$/Head | Formula and Cash High, US\$/Head | Wtd Avg Price, US\$/Head | Wtd Avg Price, C\$/Head |
|-------------------------|---------------------------------|----------------------------------|--------------------------|-------------------------|
| Early Weaned (10-12 lb) | 40.87                           | 83.00                            | 60.19                    | 83.81                   |
| Feeder Pigs (40 lb)     | 90.00                           | 122.00                           | 96.76                    | 134.73                  |

Source: USDA, AMS

### EARLY WEANED PIGS (U.S. TOTAL COMPOSITE WEIGHTED AVERAGE PRICE PER HEAD) WEEKLY



Source: USDA, AMS

### Contact us

- [www.manitoba.ca/agriculture/markets-and-statistics/](http://www.manitoba.ca/agriculture/markets-and-statistics/)
- Email us at [industryintelligence@gov.mb.ca](mailto:industryintelligence@gov.mb.ca)
- Follow us on X @MBGovAg

