

MANITOBA MARKETS

Hog Prices



June 23, 2026

[Click here for definitions of how data is collected and calculated.](#)

Exchange rates (Friday close)

1 US \$ = C \$1.4171

1 EURO = C \$1.6253

1 Yen = C \$0.00879

[Data source: Bank of Canada](#)

[Click to view the interactive hog dashboards for current and historical charts.](#)

Manitoba Weighted Average Carcass Prices (including premiums and discounts)

All In Weights C\$/100 kg

Week	Week ending date	2026	2025	Change from Previous Week	Change from Previous Year
22	2026-05-29	251.33	256.69	1.4%	-2.1%
23	2026-06-05	255.35	263.24	1.6%	-3.0%
24	2026-06-12	257.63	269.57	0.9%	-4.4%
25	2026-06-19	257.29	281.19	-0.1%	-8.5%
Four week average		255.40	267.67	-	-4.5%

Source: Manitoba major processors.



Index 100, C\$/100 kg

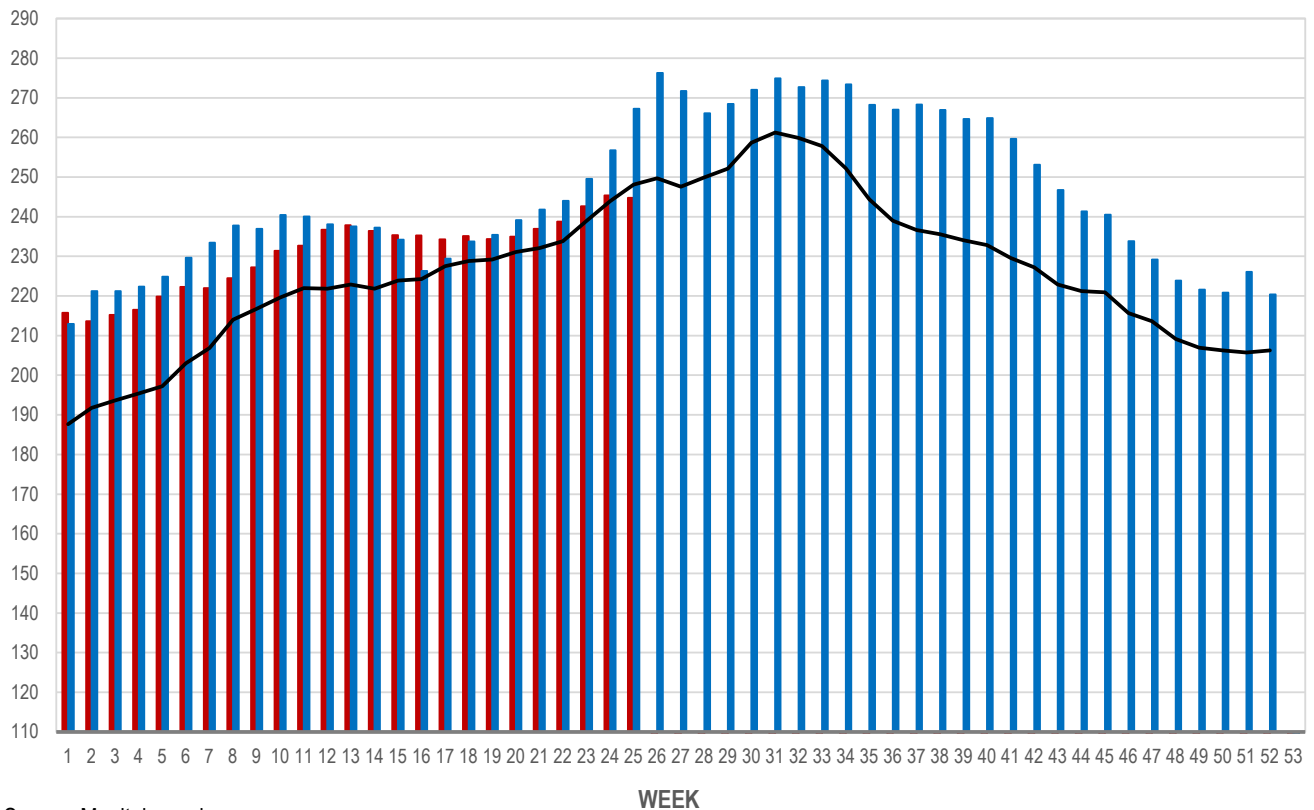
Week	Week ending date	2026	2025	Change from Previous Week	Change from Previous Year
22	2026-05-29	238.73	244.02	0.8%	-2.2%
23	2026-06-05	242.61	249.50	1.6%	-2.8%
24	2026-06-12	245.40	256.77	1.2%	-4.4%
25	2026-06-19	244.76	267.20	-0.3%	-8.4%
Four week average		242.87	254.38	-	-4.4%

Source: Manitoba major processors.

MANITOBA WEIGHTED AVERAGE INDEX 100 HOG PRICES WEEKLY

C\$/100 KG

■ 2026 ■ 2025 — 5-YEAR AVE (2021-2025)



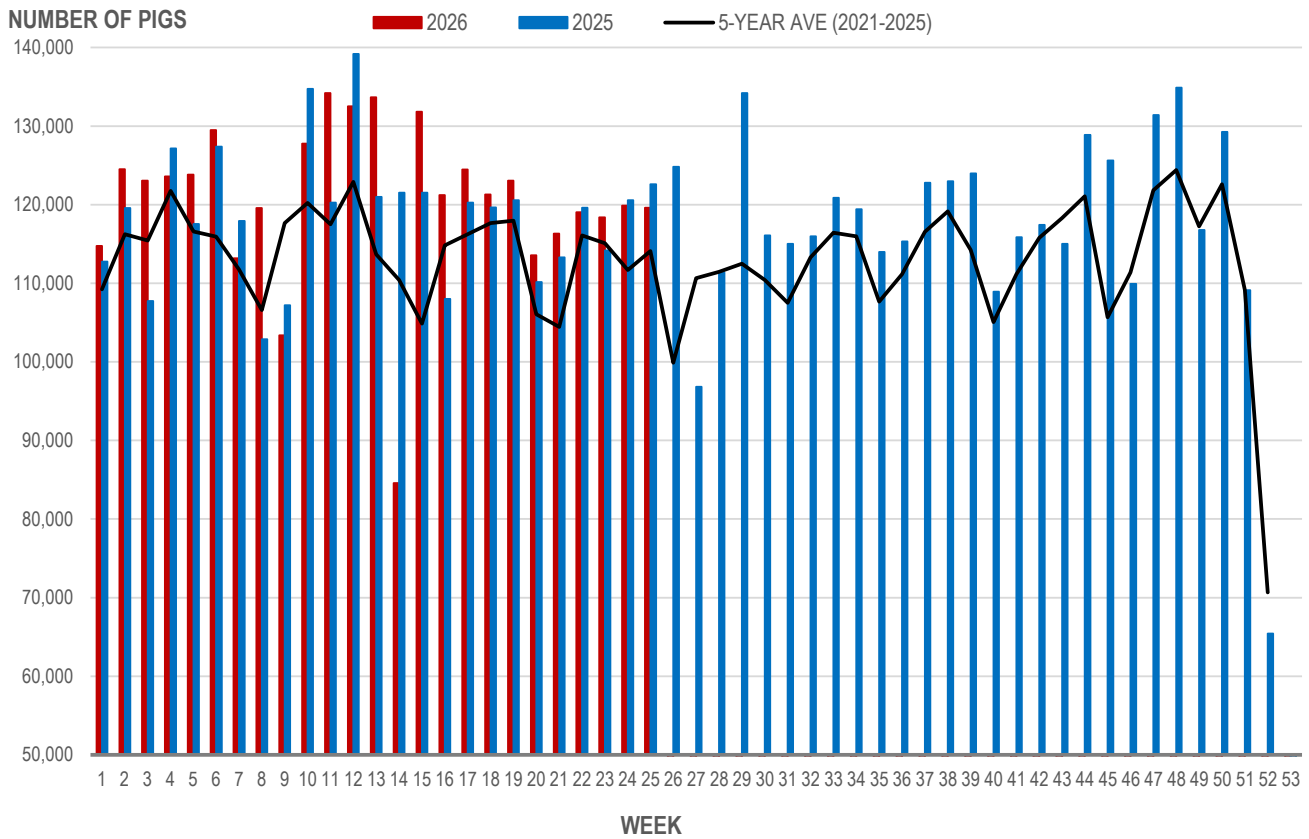
Source: Manitoba major processors

Number of Pigs Processed by Major Processors

Week	Week ending date	2026	2025	Change from Previous Week	Change from Previous Year
22	2026-05-29	119,036	119,622	2.3%	-0.5%
23	2026-06-05	118,375	114,181	-0.6%	3.7%
24	2026-06-12	119,866	120,548	1.3%	-0.6%
25	2026-06-19	119,609	122,601	-0.2%	-2.4%
Four week average		119,222	119,238	-	0.0%

Source: Manitoba major processors.

NUMBER OF PIGS PROCESSED BY MAJOR PROCESSORS WEEKLY



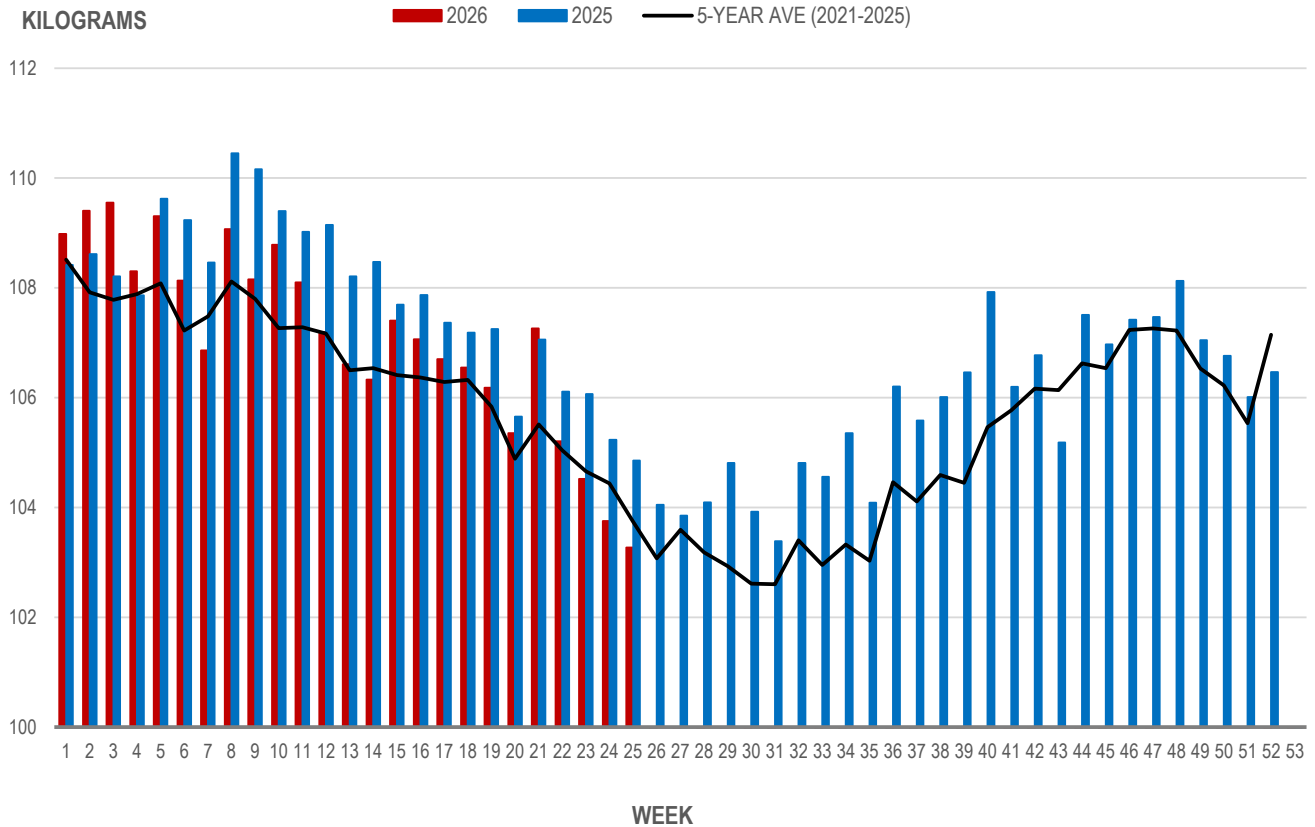
Source: Manitoba major processors

Average Weight of Hogs Processed by Major Processors, Kg

Week	Week ending date	2026	2025	Change from Previous Week	Change from Previous Year
22	2026-05-29	105.21	106.11	-1.9%	-0.9%
23	2026-06-05	104.52	106.07	-0.7%	-1.5%
24	2026-06-12	103.75	105.23	-0.7%	-1.4%
25	2026-06-19	103.27	104.85	-0.5%	-1.5%
Four week average		104.19	105.57	-	-1.3%

Source: Manitoba major processors.

AVERAGE WEIGHT OF HOGS PROCESSED BY MAJOR PROCESSORS WEEKLY



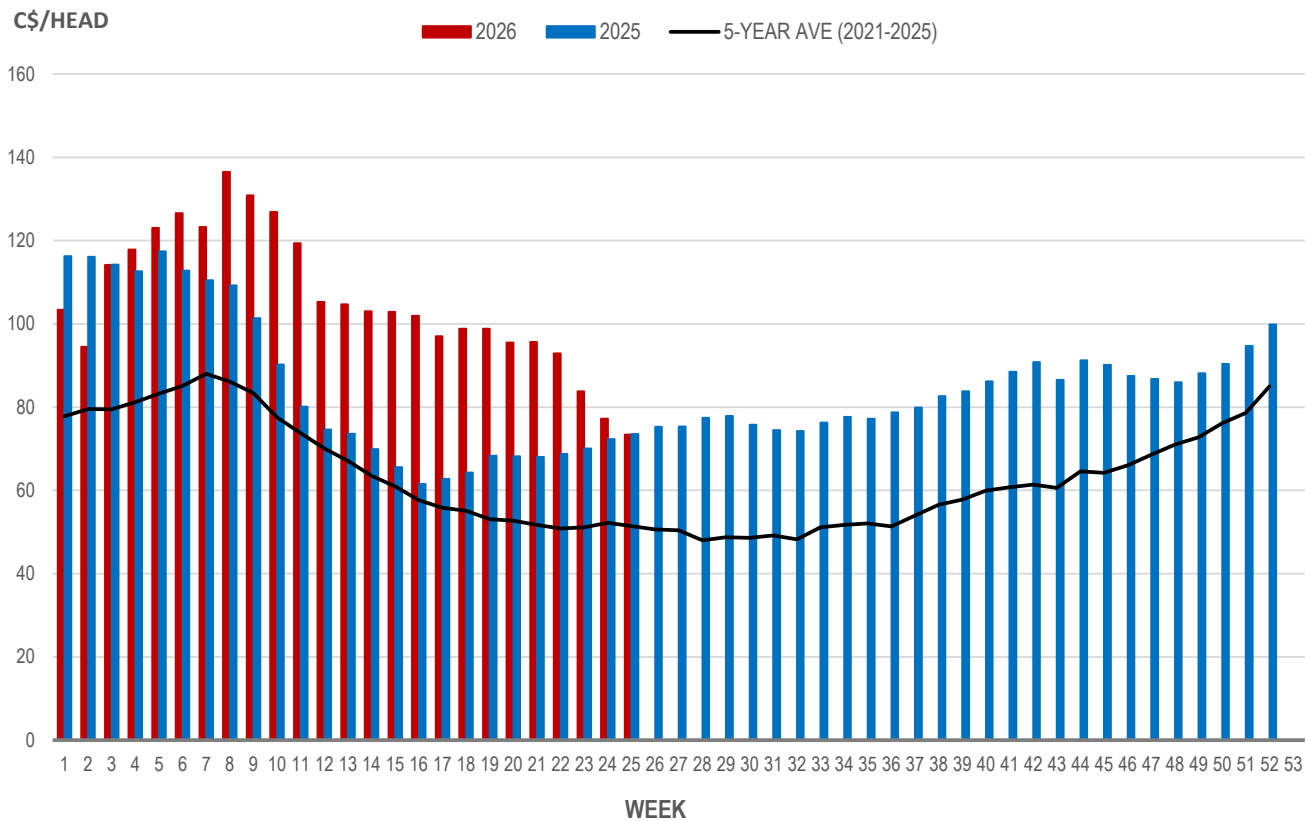
Source: Manitoba major processors

Weaning Pigs (U.S. Total Composite Weighted Average Price per Head)

	Formula and Cash Low, US\$/Head	Formula and Cash High, US\$/Head	Wtd Avg Price, US\$/Head	Wtd Avg Price, C\$/Head
Early Weaned (10-12 lb)	40.12	73.01	51.78	73.38
Feeder Pigs (40 lb)	80.00	108.00	90.73	128.57

Source: USDA, AMS

EARLY WEANED PIGS (U.S. TOTAL COMPOSITE WEIGHTED AVERAGE PRICE PER HEAD) WEEKLY



Source: USDA, AMS

Contact us

- www.manitoba.ca/agriculture/markets-and-statistics/
- Email us at industryintelligence@gov.mb.ca
- Follow us on X @MBGovAg

