

## MANITOBA MARKETS

# Hog Prices



June 30, 2026

[Click here for definitions of how data is collected and calculated.](#)

### Exchange rates (Friday close)

1 US \$ = C \$1.4186

1 EURO = C \$1.6172

1 Yen = C \$0.00877

[Data source: Bank of Canada](#)

[Click to view the interactive hog dashboards for current and historical charts.](#)

### Manitoba Weighted Average Carcass Prices (including premiums and discounts)

#### All In Weights C\$/100 kg

Week	Week ending date	2026	2025	Change from Previous Week	Change from Previous Year
23	2026-06-05	255.35	263.24	1.6%	-3.0%
24	2026-06-12	257.63	269.57	0.9%	-4.4%
25	2026-06-19	257.29	281.19	-0.1%	-8.5%
26	2026-06-26	259.56	290.52	0.9%	-10.7%
<b>Four week average</b>		<b>257.46</b>	<b>276.13</b>	<b>-</b>	<b>-6.6%</b>

Source: Manitoba major processors.

## Index 100, C\$/100 kg

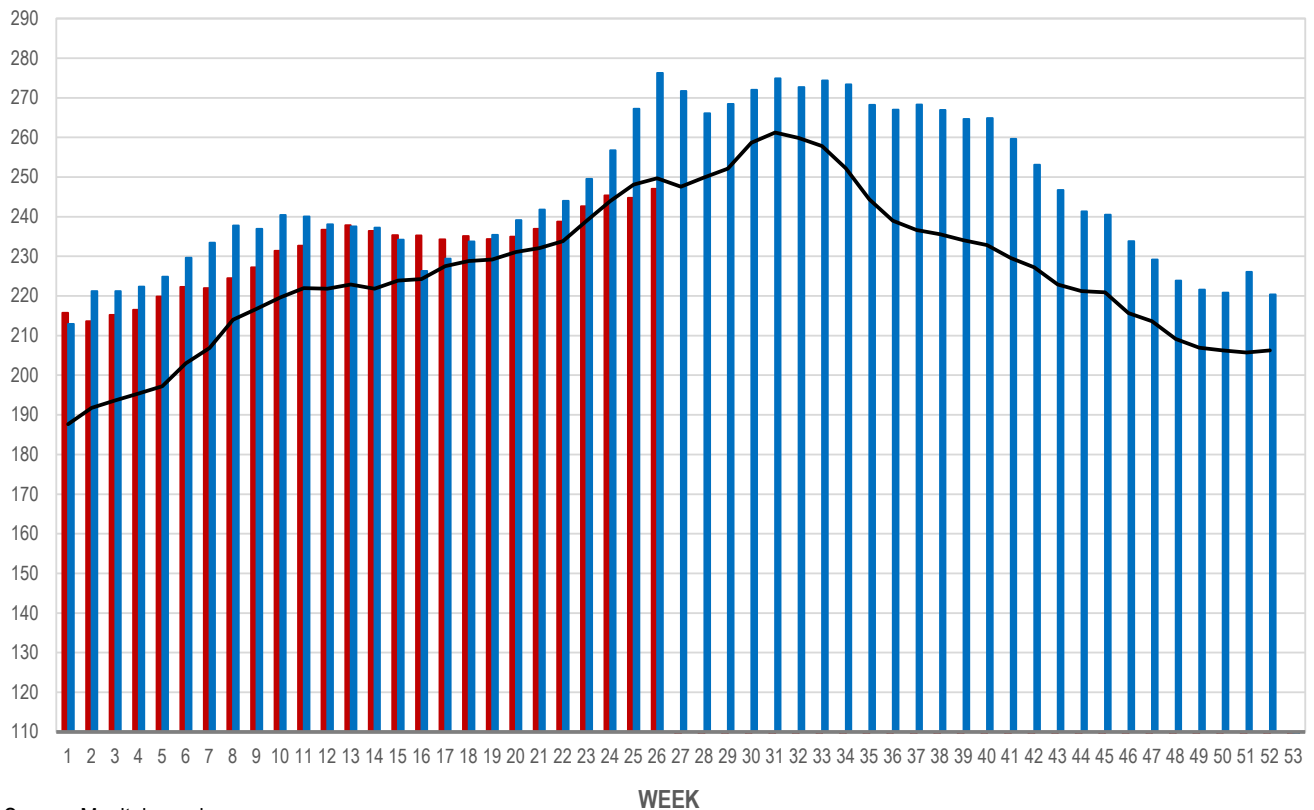
Week	Week ending date	2026	2025	Change from Previous Week	Change from Previous Year
23	2026-06-05	242.61	249.50	1.6%	-2.8%
24	2026-06-12	245.40	256.77	1.2%	-4.4%
25	2026-06-19	244.76	267.20	-0.3%	-8.4%
26	2026-06-26	247.04	276.25	0.9%	-10.6%
<b>Four week average</b>		<b>244.95</b>	<b>262.43</b>	<b>-</b>	<b>-6.5%</b>

Source: Manitoba major processors.

## MANITOBA WEIGHTED AVERAGE INDEX 100 HOG PRICES WEEKLY

C\$/100 KG

■ 2026 ■ 2025 — 5-YEAR AVE (2021-2025)



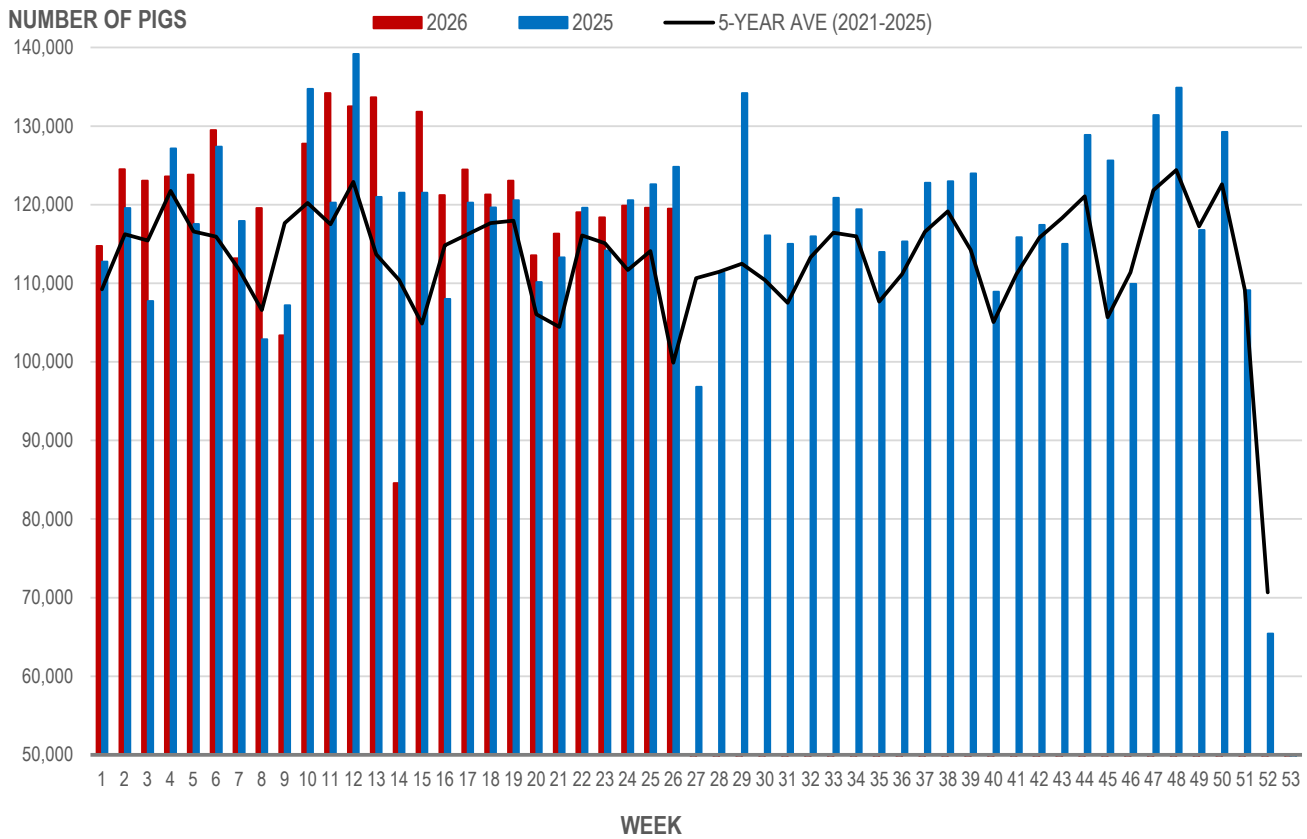
Source: Manitoba major processors

## Number of Pigs Processed by Major Processors

Week	Week ending date	2026	2025	Change from Previous Week	Change from Previous Year
23	2026-06-05	118,375	114,181	-0.6%	3.7%
24	2026-06-12	119,866	120,548	1.3%	-0.6%
25	2026-06-19	119,609	122,601	-0.2%	-2.4%
26	2026-06-26	119,504	124,796	-0.1%	-4.2%
<b>Four week average</b>		<b>119,339</b>	<b>120,532</b>	<b>-</b>	<b>-0.9%</b>

Source: Manitoba major processors.

### NUMBER OF PIGS PROCESSED BY MAJOR PROCESSORS WEEKLY



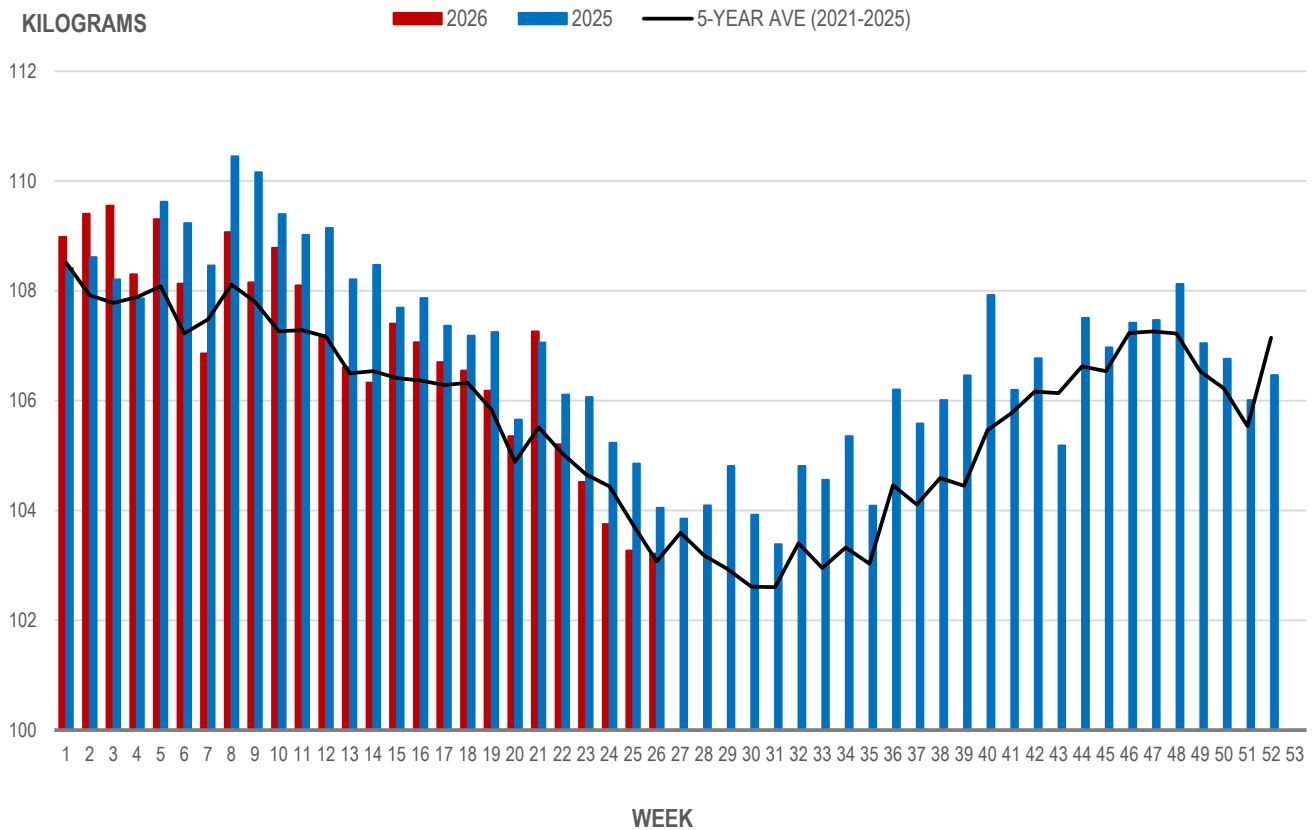
Source: Manitoba major processors

## Average Weight of Hogs Processed by Major Processors, Kg

Week	Week ending date	2026	2025	Change from Previous Week	Change from Previous Year
23	2026-06-05	104.52	106.07	-0.7%	-1.5%
24	2026-06-12	103.75	105.23	-0.7%	-1.4%
25	2026-06-19	103.27	104.85	-0.5%	-1.5%
26	2026-06-26	103.21	104.05	-0.1%	-0.8%
<b>Four week average</b>		<b>103.69</b>	<b>105.05</b>	<b>-</b>	<b>-1.3%</b>

Source: Manitoba major processors.

## AVERAGE WEIGHT OF HOGS PROCESSED BY MAJOR PROCESSORS WEEKLY



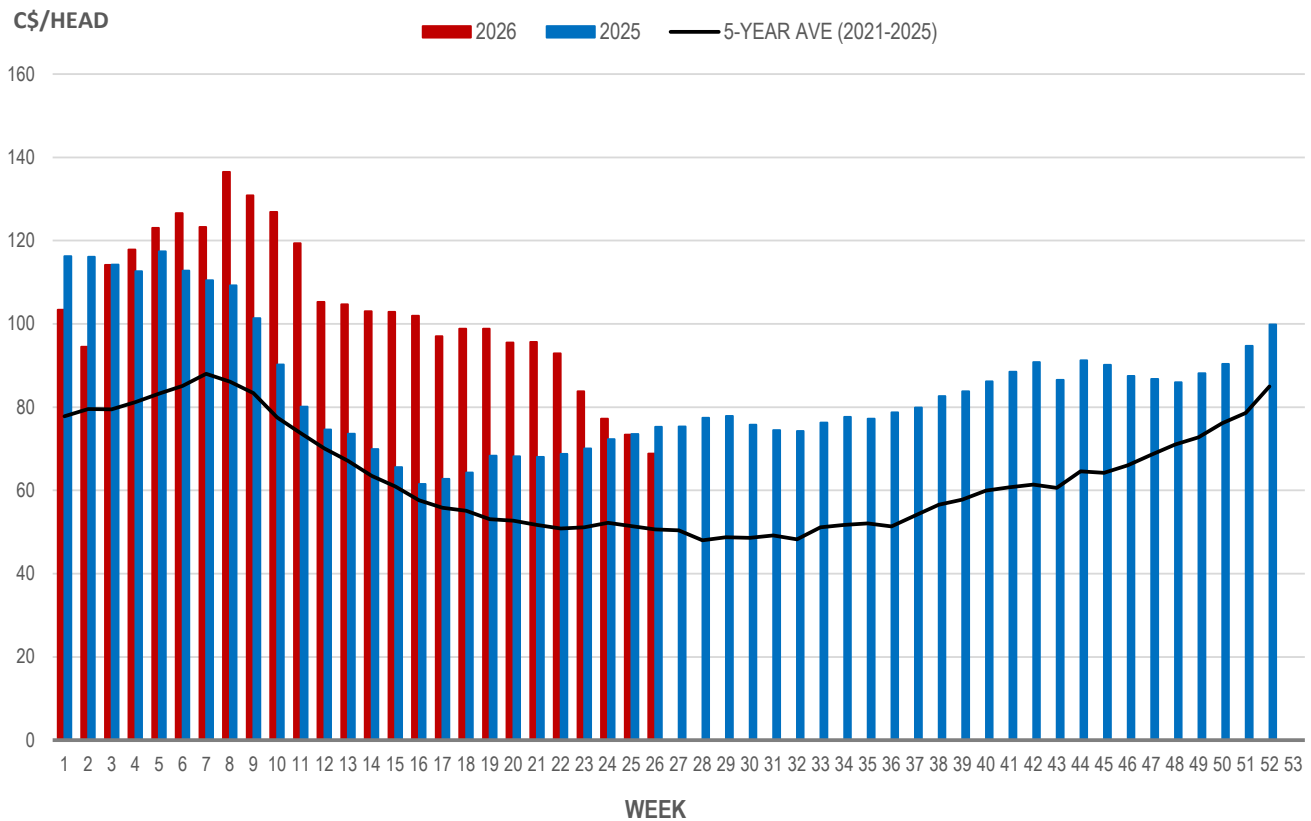
Source: Manitoba major processors

## Weaning Pigs (U.S. Total Composite Weighted Average Price per Head)

	Formula and Cash Low, US\$/Head	Formula and Cash High, US\$/Head	Wtd Avg Price, US\$/Head	Wtd Avg Price, C\$/Head
Early Weaned (10-12 lb)	38.87	67.00	48.53	68.84
Feeder Pigs (40 lb)	71.00	96.00	83.57	118.55

Source: USDA, AMS

### EARLY WEANED PIGS (U.S. TOTAL COMPOSITE WEIGHTED AVERAGE PRICE PER HEAD) WEEKLY



Source: USDA, AMS

### Contact us

- [www.manitoba.ca/agriculture/markets-and-statistics/](http://www.manitoba.ca/agriculture/markets-and-statistics/)
- Email us at [industryintelligence@gov.mb.ca](mailto:industryintelligence@gov.mb.ca)
- Follow us on X @MBGovAg

