

MANITOBA MARKETS

Sheep and Lamb Monthly Prices



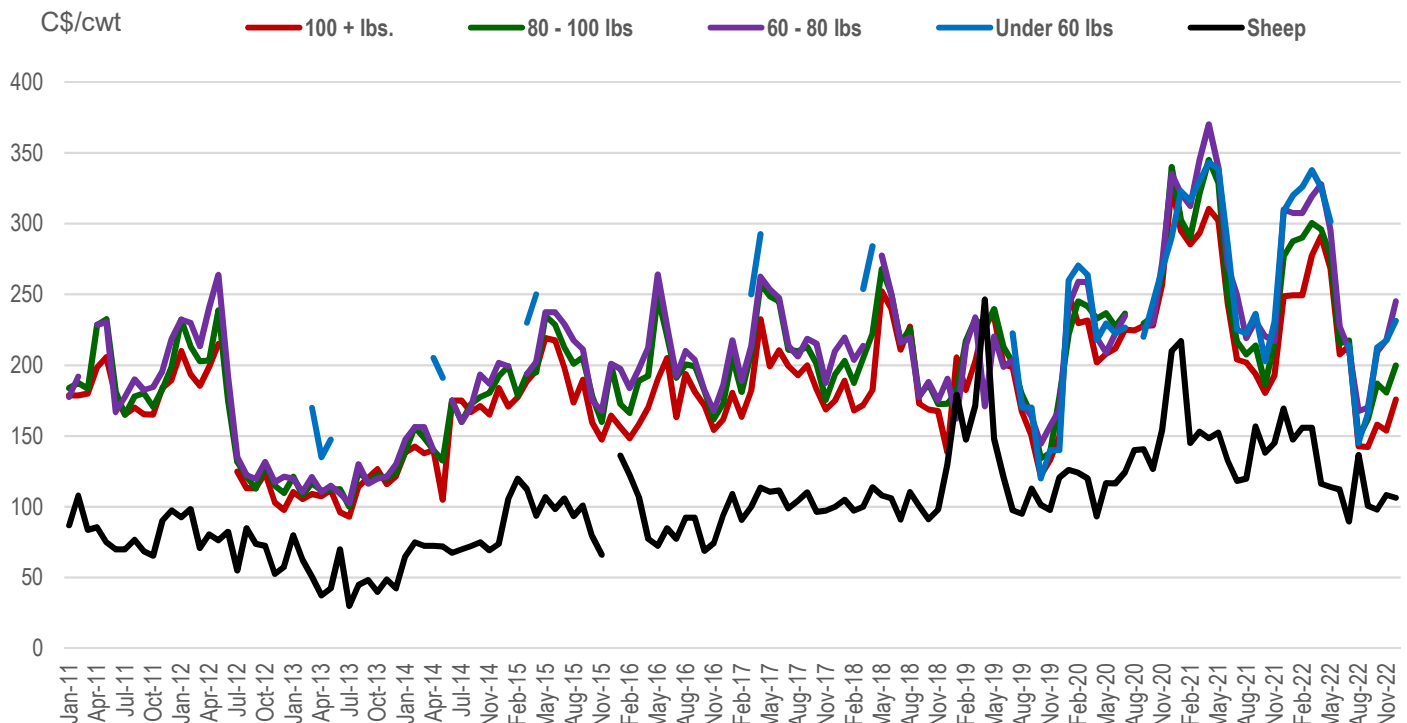
Manitoba Market Monthly Average Price, 2022 (C\$/cwt)

	Lambs				Sheep
	100 + lbs.	80 - 100 lbs	60 - 80 lbs	Under 60 lbs	
Jan	249.50	287.50	307.50	320.00	147.50
Feb	249.50	290.00	307.50	325.83	155.83
Mar	277.33	300.50	319.17	337.83	155.92
Apr	291.13	296.00	327.75	325.63	116.31
May	268.63	278.00	295.38	301.38	114.06
Jun	207.50	215.25	227.50	-	112.13
Jul	213.50	217.50	211.25	214.25	89.75
Aug	142.83	149.00	167.50	145.00	136.67
Sep	142.38	161.88	170.00	166.25	100.75
Oct	158.00	187.08	209.38	212.50	98.00
Nov	153.75	180.63	217.75	217.50	108.38
Dec	175.75	200.00	245.00	231.25	106.25

Source: Manitoba auction markets.

Prepared: 2023-01-03
Manitoba Agriculture, Foresight and Analysis

Historical Manitoba Market Monthly Average Price, 2011-2022



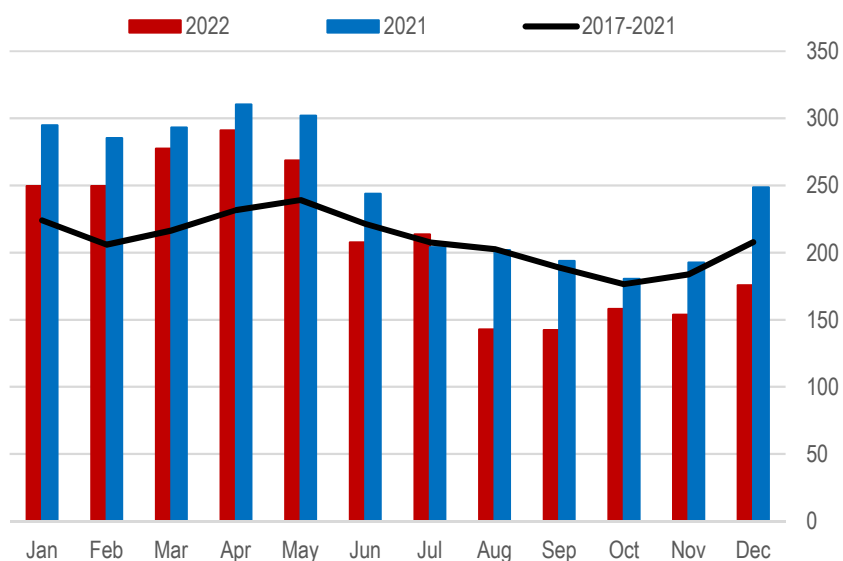
Source: Manitoba auction markets.



Monthly Average Price (C\$/cwt), Lambs 100 + lbs.

	2017-2021	2021	2022
Jan	224.14	294.75	249.50
Feb	205.85	285.38	249.50
Mar	216.37	293.25	277.33
Apr	231.69	310.42	291.13
May	239.12	302.00	268.63
Jun	221.37	243.83	207.50
Jul	207.70	204.00	213.50
Aug	202.66	201.83	142.83
Sep	188.88	193.88	142.38
Oct	176.45	180.38	158.00
Nov	183.74	192.63	153.75
Dec	207.83	248.67	175.75

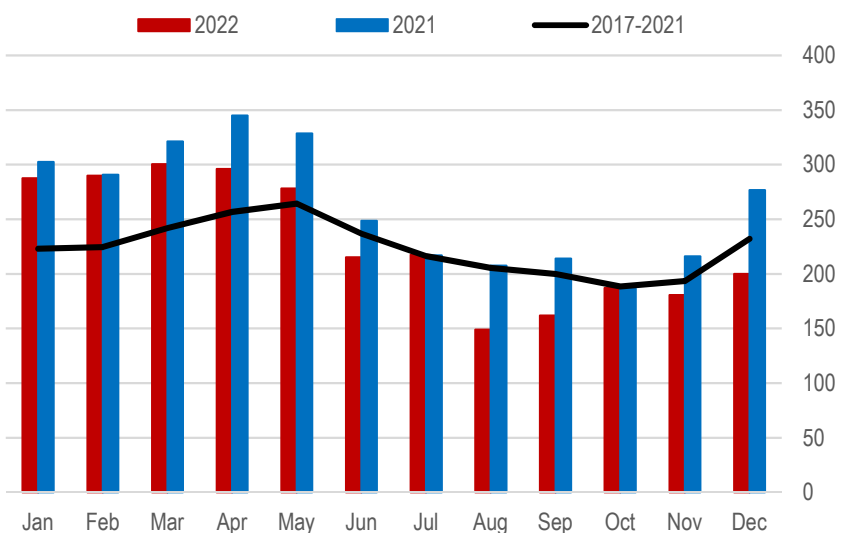
Source: Manitoba auction markets.



Monthly Average Price (C\$/cwt), Lambs 80-100 lbs.

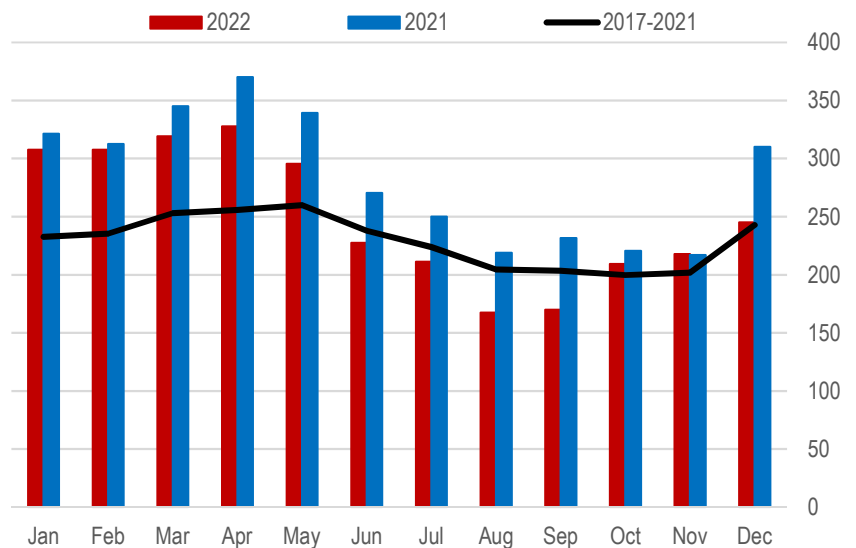
	2017-2021	2021	2022
Jan	223.02	302.50	287.50
Feb	224.40	290.63	290.00
Mar	241.91	321.25	300.50
Apr	256.68	344.92	296.00
May	264.35	328.44	278.00
Jun	236.82	248.50	215.25
Jul	216.47	216.83	217.50
Aug	205.63	207.50	149.00
Sep	199.89	213.88	161.88
Oct	188.53	186.50	187.08
Nov	193.36	216.00	180.63
Dec	232.08	276.67	200.00

Source: Manitoba auction markets.



Monthly Average Price (C\$/cwt), Lambs 60-80 lbs.

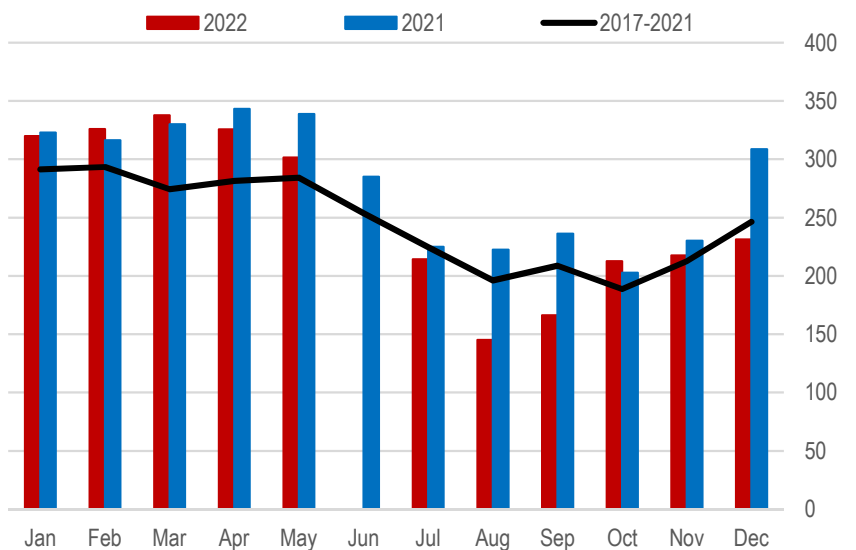
	2017-2021	2021	2022
Jan	232.59	321.25	307.50
Feb	235.53	312.50	307.50
Mar	252.90	345.00	319.17
Apr	255.74	370.00	327.75
May	259.95	339.25	295.38
Jun	237.84	270.50	227.50
Jul	223.75	250.00	211.25
Aug	204.56	219.00	167.50
Sep	203.58	231.50	170.00
Oct	199.70	220.50	209.38
Nov	201.70	217.00	217.75
Dec	242.80	310.00	245.00



Source: Manitoba auction markets.

Monthly Average Price (C\$/cwt), Lambs Under 60 lbs.

	2017-2021	2021	2022
Jan	291.42	322.83	320.00
Feb	293.38	316.25	325.83
Mar	274.44	330.00	337.83
Apr	281.53	343.13	325.63
May	284.13	338.75	301.38
Jun	253.75	285.00	-
Jul	224.67	225.00	214.25
Aug	196.25	222.50	145.00
Sep	208.75	236.25	166.25
Oct	188.78	202.83	212.50
Nov	212.58	230.25	217.50
Dec	246.25	308.75	231.25

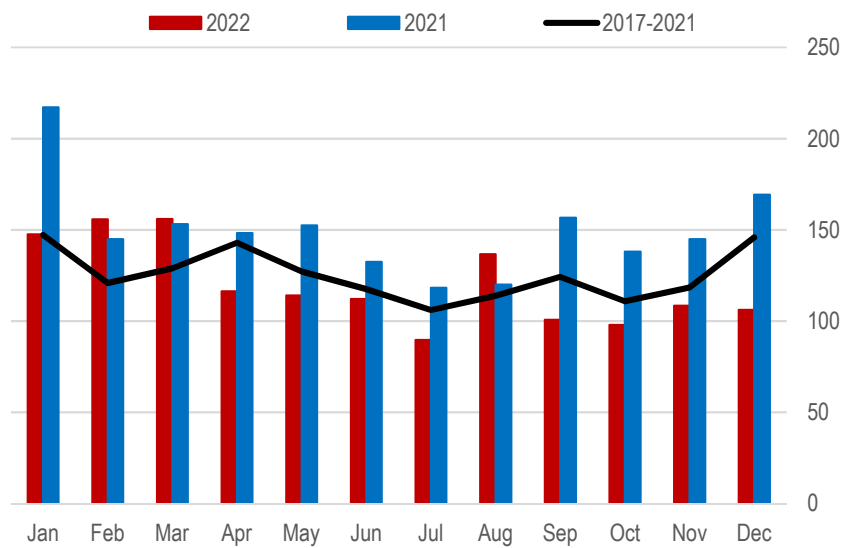


Source: Manitoba auction markets.

Monthly Average Price (C\$/cwt), Sheep

	2017-2021	2021	2022
Jan	147.27	217.17	147.50
Feb	120.90	145.00	155.83
Mar	128.96	153.13	155.92
Apr	143.07	148.33	116.31
May	127.15	152.50	114.06
Jun	117.56	132.50	112.13
Jul	106.05	118.25	89.75
Aug	113.95	120.00	136.67
Sep	124.26	156.75	100.75
Oct	110.83	138.13	98.00
Nov	118.43	145.00	108.38
Dec	145.97	169.33	106.25

Source: Manitoba auction markets.



Contact us

- Go to manitoba.ca/agriculture and click on Markets and Statistics
- Email us at industryintelligence@gov.mb.ca
- Follow us on Twitter @MBGovAg