

# MANITOBA MARKETS

## Sheep and Lamb Monthly Prices



### Manitoba Market Monthly Average Price, 2023 (C\$/cwt)

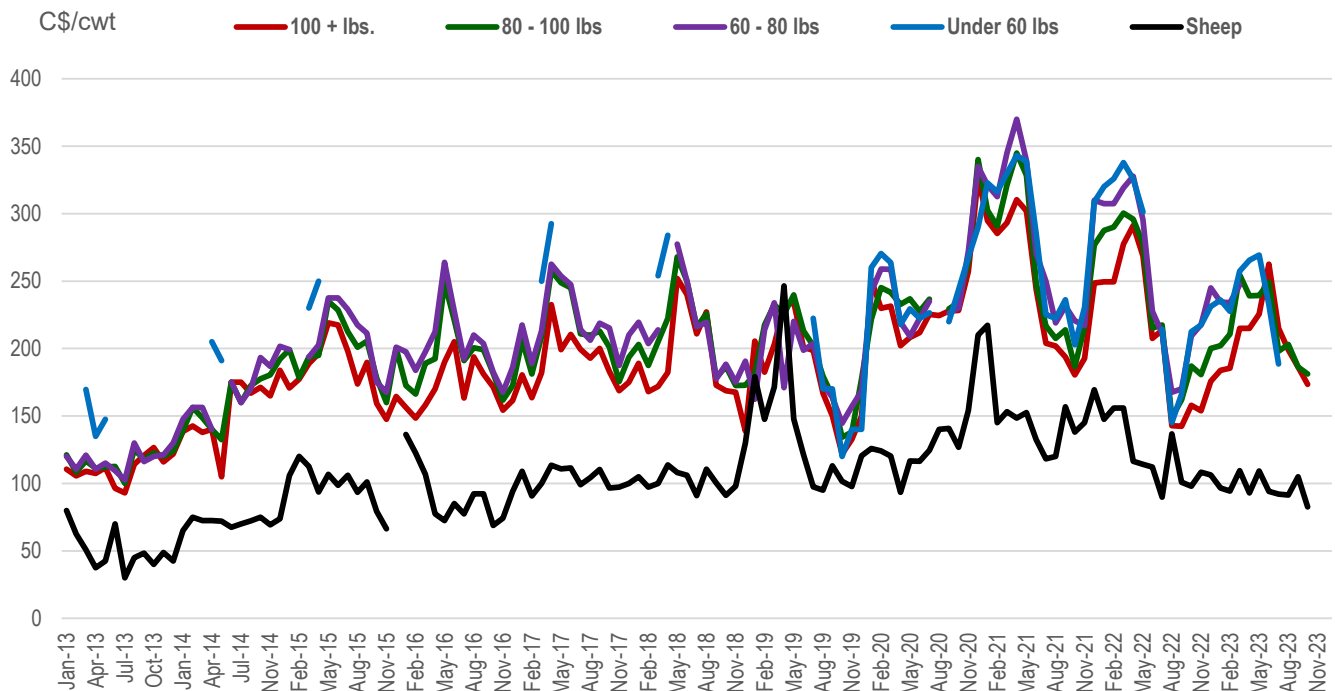
	Lambs				Sheep
	100 + lbs.	80 - 100 lbs	60 - 80 lbs	Under 60 lbs	
Jan	183.83	202.00	234.50	235.83	96.50
Feb	185.50	210.63	233.88	227.50	94.25
Mar	215.00	254.67	247.50	257.42	109.50
Apr	215.00	239.00	247.50	265.50	93.00
May	225.63	239.38	270.63	269.38	109.25
Jun	262.50	249.17	239.50	232.50	94.17
Jul	215.00	198.13	195.00	188.50	92.00
Aug	199.00	203.00	200.00	-	91.50
Sep	186.25	186.25	199.00	181.50	104.88
Oct	173.50	181.25	183.75	-	82.50
Nov	-	-	-	-	-
Dec	-	-	-	-	-

Prepared: 2023-11-14

Manitoba Agriculture, Foresight and Analysis

Source: Manitoba auction markets.

### Historical Manitoba Market Monthly Average Price, 2013-2023

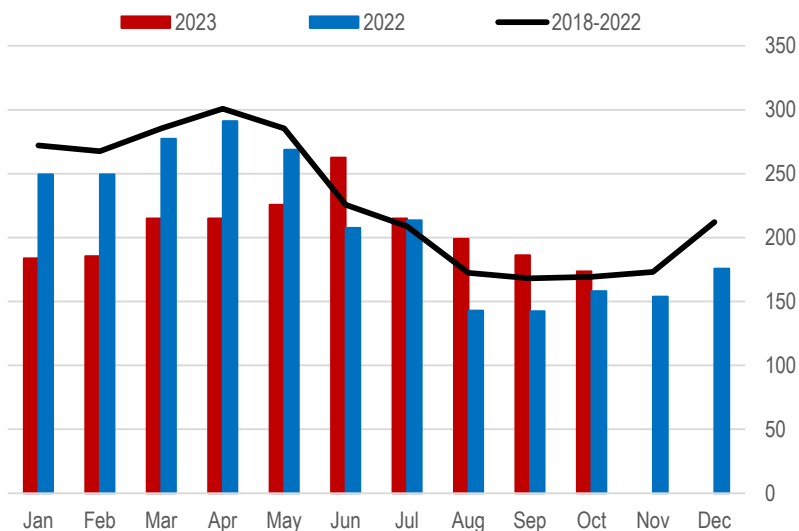


Source: Manitoba auction markets.

## Monthly Average Price (C\$/cwt), Lambs 100 + lbs.

	2018-2022	2022	2023
Jan	272.13	249.50	183.83
Feb	267.44	249.50	185.50
Mar	285.29	277.33	215.00
Apr	300.77	291.13	215.00
May	285.31	268.63	225.63
Jun	225.67	207.50	262.50
Jul	208.75	213.50	215.00
Aug	172.33	142.83	199.00
Sep	168.13	142.38	186.25
Oct	169.19	158.00	173.50
Nov	173.19	153.75	-
Dec	212.21	175.75	-

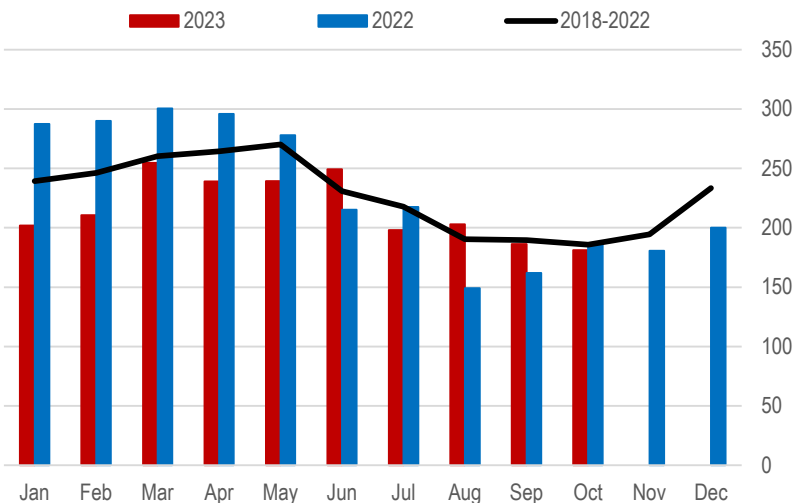
Source: Manitoba auction markets.



## Monthly Average Price (C\$/cwt), Lambs 80-100 lbs.

	2018-2022	2022	2023
Jan	239.22	287.50	202.00
Feb	246.15	290.00	210.63
Mar	260.21	300.50	254.67
Apr	264.38	296.00	239.00
May	270.20	278.00	239.38
Jun	230.87	215.25	249.17
Jul	217.77	217.50	198.13
Aug	190.44	149.00	203.00
Sep	189.67	161.88	186.25
Oct	185.75	187.08	181.25
Nov	194.38	180.63	-
Dec	233.38	200.00	-

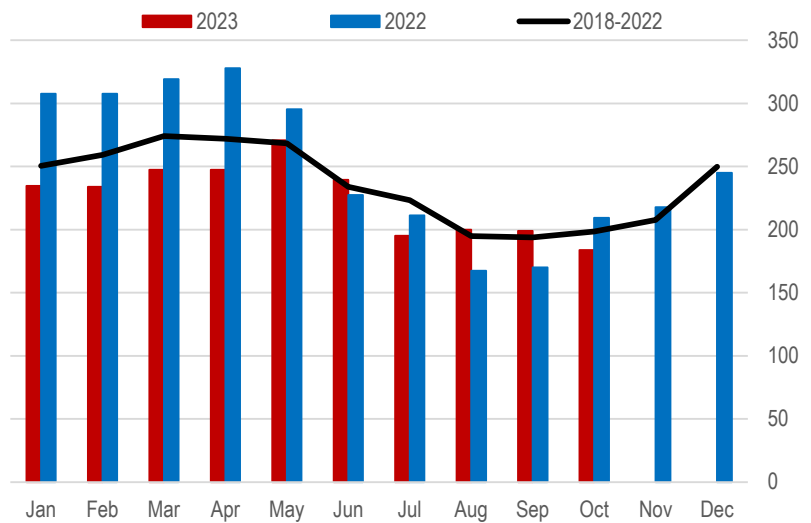
Source: Manitoba auction markets.



## Monthly Average Price (C\$/cwt), Lambs 60-80 lbs.

	2018-2022	2022	2023
Jan	250.59	307.50	234.50
Feb	259.28	307.50	233.88
Mar	274.09	319.17	247.50
Apr	272.05	327.75	247.50
May	268.27	295.38	270.63
Jun	233.84	227.50	239.50
Jul	223.20	211.25	195.00
Aug	194.88	167.50	200.00
Sep	193.83	170.00	199.00
Oct	198.53	209.38	183.75
Nov	207.75	217.75	-
Dec	249.80	245.00	-

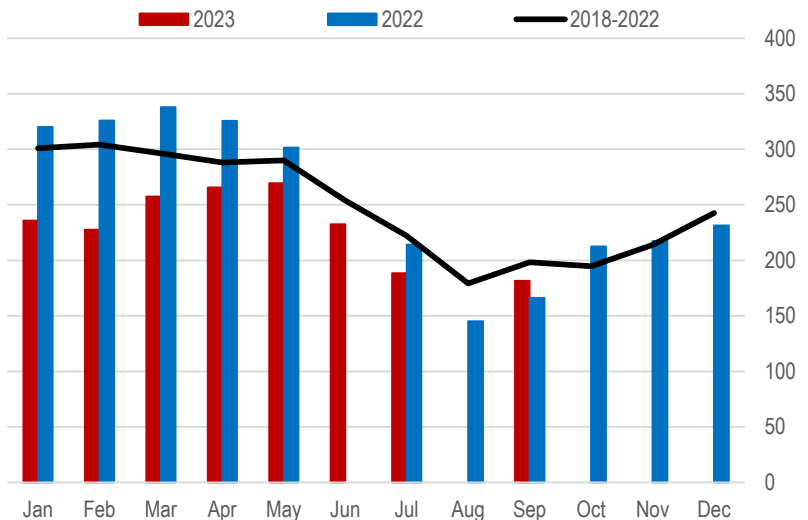
Source: Manitoba auction markets.



## Monthly Average Price (C\$/cwt), Lambs Under 60 lbs.

	2018-2022	2022	2023
Jan	300.94	320.00	235.83
Feb	304.19	325.83	227.50
Mar	296.40	337.83	257.42
Apr	288.15	325.63	265.50
May	289.88	301.38	269.38
Jun	253.75	-	232.50
Jul	222.06	214.25	188.50
Aug	179.17	145.00	-
Sep	198.13	166.25	181.50
Oct	194.71	212.50	-
Nov	213.81	217.50	-
Dec	242.50	231.25	-

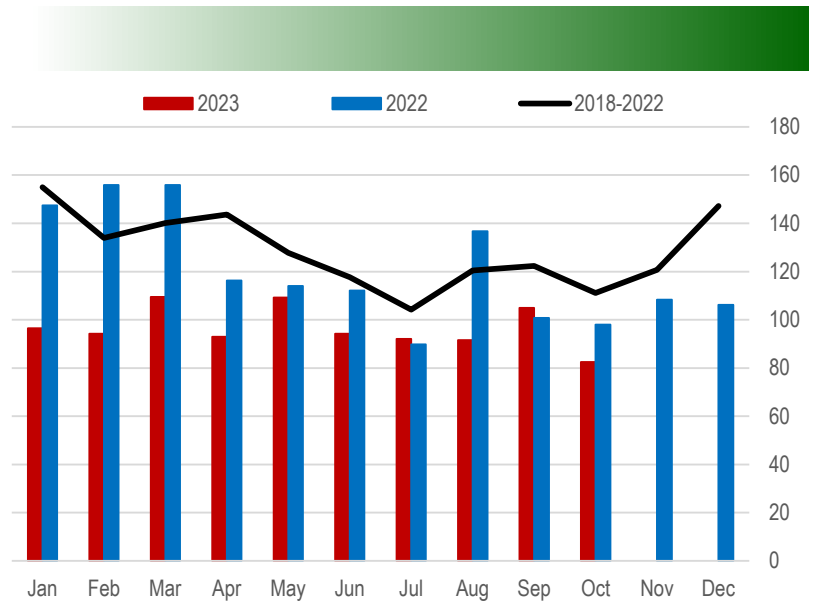
Source: Manitoba auction markets.



## Monthly Average Price (C\$/cwt), Sheep

	2018-2022	2022	2023
Jan	154.97	147.50	96.50
Feb	133.92	155.83	94.25
Mar	140.14	155.92	109.50
Apr	143.63	116.31	93.00
May	127.81	114.06	109.25
Jun	117.68	112.13	94.17
Jul	104.20	89.75	92.00
Aug	120.43	136.67	91.50
Sep	122.36	100.75	104.88
Oct	111.13	98.00	82.50
Nov	120.66	108.38	-
Dec	147.22	106.25	-

Source: Manitoba auction markets.



### Contact us

- Go to [manitoba.ca/agriculture](http://manitoba.ca/agriculture) and click on Markets and Statistics
- Email us at [industryintelligence@gov.mb.ca](mailto:industryintelligence@gov.mb.ca)
- Follow us on Twitter @MBGovAg

