

MANITOBA ANALYTICS

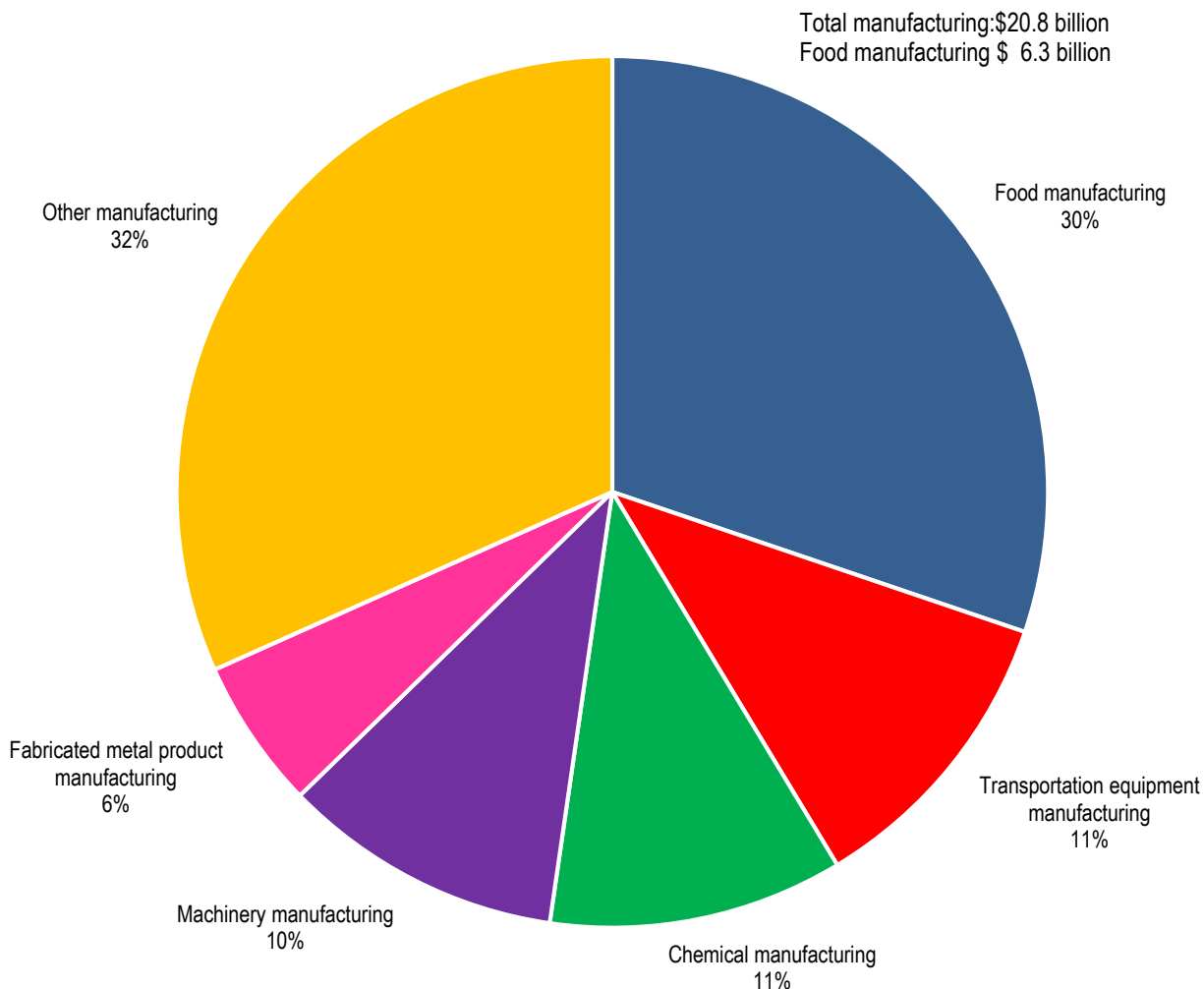
Food Manufacturing Sales



FOOD MANUFACTURING SALES – 2021

The food manufacturing industry is the largest manufacturing industry in Manitoba, in terms of sales (shipments). In 2021, this industry was valued at \$6.3 billion. This represents 30.2 per cent of Manitoba's total manufacturing sales of \$20.8 billion. For the past five years, food manufacturing has contributed an average of \$5.4 billion to Manitoba's economy each year (not adjusted for inflation).

TOP FIVE SECTORS CONTRIBUTING TO MANUFACTURING SALES IN MANITOBA, 2021



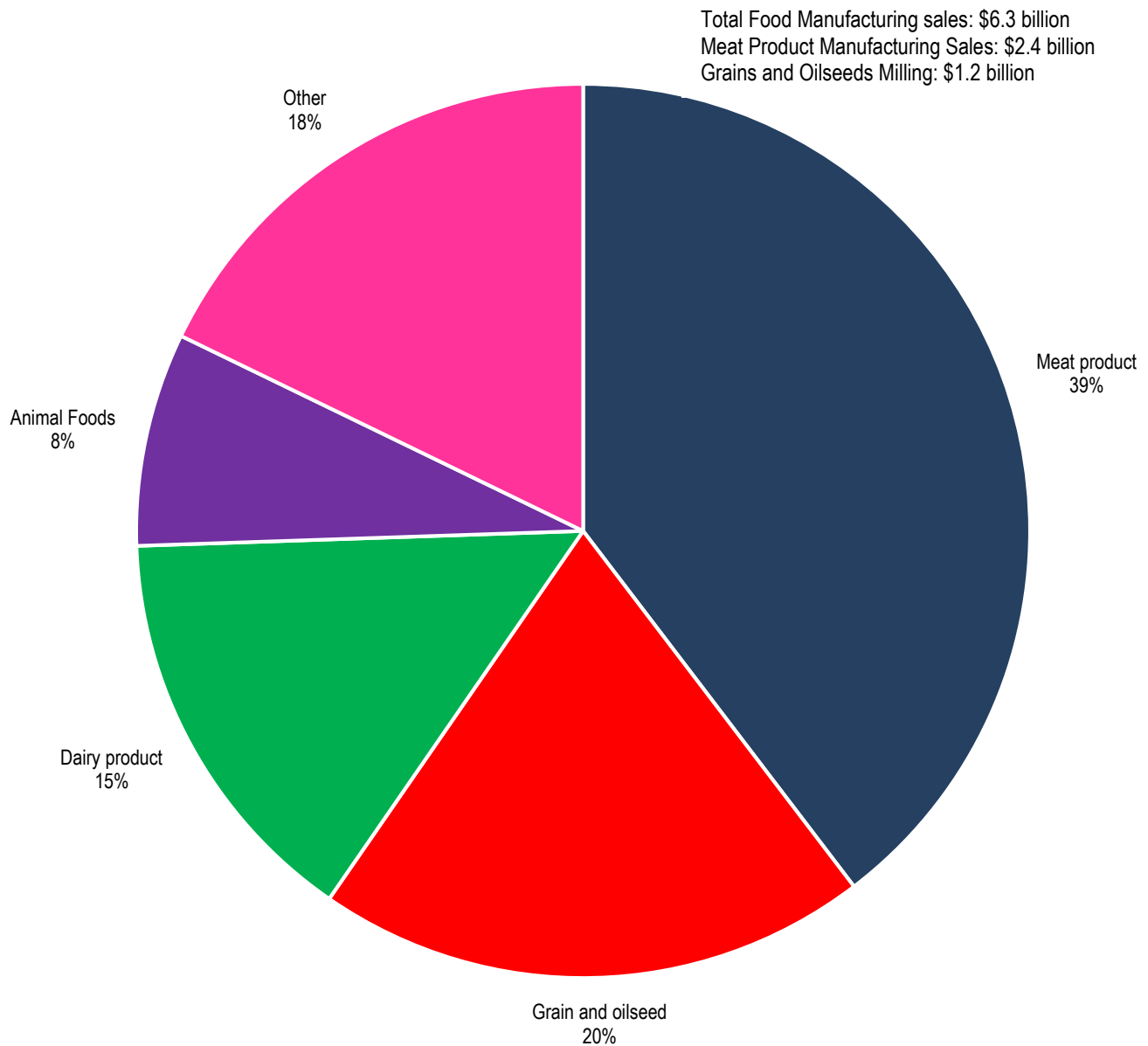
Source: Statistics Canada Table 16-10-0048-01

Manitoba Agriculture, 2021-04-26

FOOD MANUFACTURING SALES BY COMMODITY

Meat product manufacturing continues to be the largest food manufacturing sub-sector in Manitoba. In 2021, meat manufacturing sales grew by 6.7 per cent, with \$2.4 billion in sales. This amount accounted for 39 per cent of the total food manufacturing sales for 2021. Grain and oilseed milling, the second-largest food manufacturing sub-sector, showed an increase of 12.9 per cent in 2021, registering a sales value of \$1.2 billion. This accounted for 20 per cent of the total food manufacturing sales. Dairy product manufacturing also saw an increase in 2021 with \$914 million in sales value, an increase of 3.7 per cent from the previous year. Animal food manufacturing saw the largest percentage increase in 2021 with \$475 million in sales value, an increase of 21.8 per cent from the previous year.

FOOD AND BEVERAGE MANUFACTURING SALES BY COMMODITY IN MANITOBA, 2021



FOOD MANUFACTURING SALES PERFORMANCE (2021 VERSUS 2020)

Manitoba food manufacturing sales increased by 9.6 per cent from \$5.7 billion in 2020, to \$6.3 billion in 2021. This is approximately \$548 million higher than the 2020 sales value. Among all food manufacturing sectors, animal foods and grains and oilseeds products showed the largest percentage increase in sales compared to 2020.

Grain and oilseed product sales increased by 12.9 per cent from \$1.1 billion in 2020 to \$1.2 billion in 2021, mainly due to the price increases for canola seeds and oil.

Animal food sales showed the largest percentage increase, where the sales value increased by 21.8 per cent from \$390 million in 2020 to \$475 million in 2021. Meat product sales increased by 6.7 per cent from \$2.2 billion in 2020 to \$2.4 billion in 2021.

FOOD MANUFACTURING SALES 2021 VERSUS 2020 (\$ Thousand CAN)

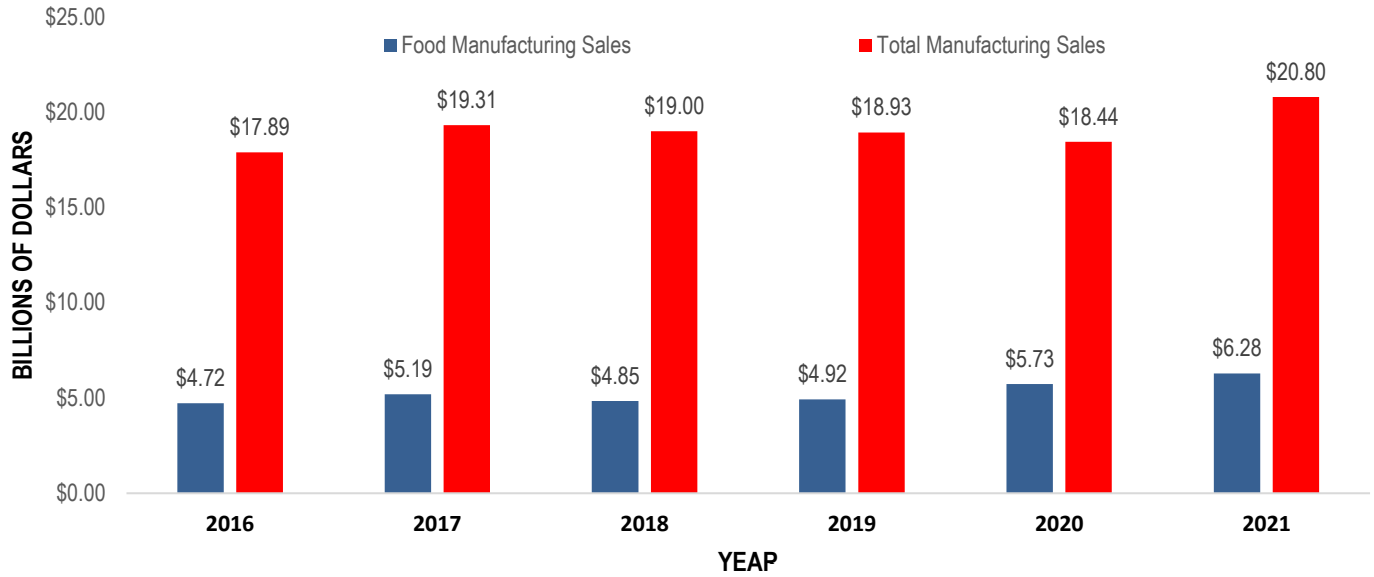
Commodity Type	2020	2021	Difference (2020-2021)	Percentage change 2021/2020
Meat product	\$2,285,996	\$2,439,504	\$153,508	6.72
Grain and oilseed	\$1,089,570	\$1,229,875	\$140,305	12.88
Dairy product	\$881,714	\$914,023	\$32,309	3.66
Animal Foods	\$389,981	\$475,087	\$85,106	21.82
Others	\$820,180	\$1,224,056	\$403,876	49.24
Total food manufacturing	\$5,734,095	\$6,282,545	\$548,450	9.56

Source: Statistics Canada Table 16-10-0048-01

FOOD MANUFACTURING SALES FROM 2016 to 2021

Over the last six years, Manitoba food manufacturing sales have fluctuated between \$4.7 and \$6.3 billion Canadian dollars. Food manufacturing sales values increased between 2016 and 2017, but decreased in 2018, to start rising again in 2019 and reaching the highest value in sales in 2021. Food manufacturing sales in 2021 established a new record of \$6.3 billion, an increase of 9.6 per cent increase with respect to the previous year.

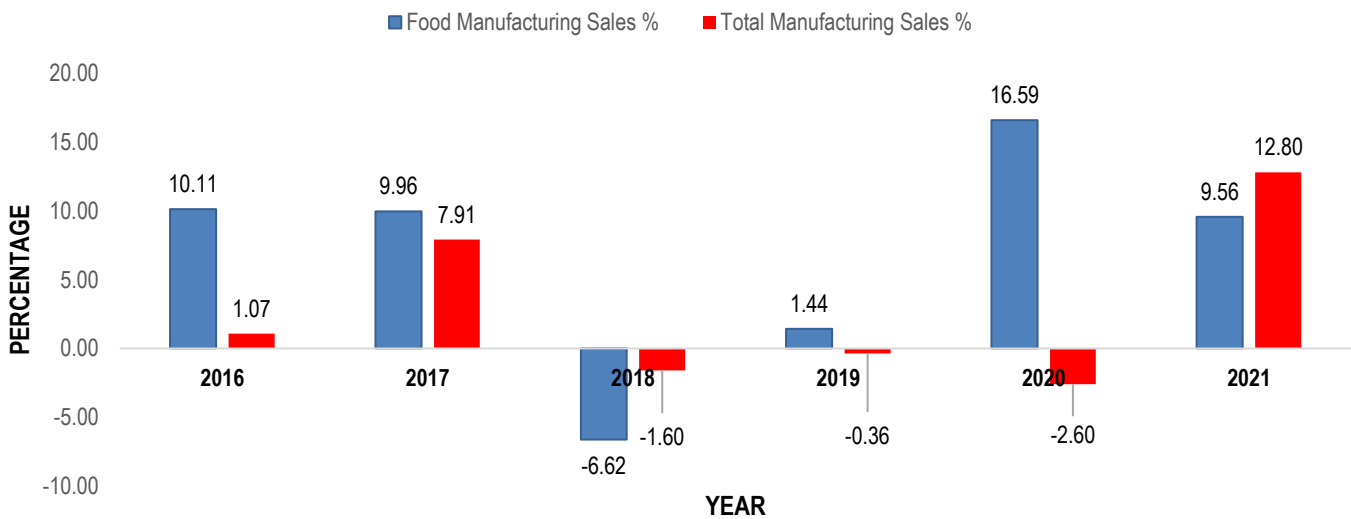
TRENDS IN MANITOBA FOOD MANUFACTURING SALES 2016-2021



Source: Statistics Canada Table 16-10-0048-01

Manitoba Agriculture, 2021-04-26

PERCENTAGE CHANGES IN FOOD MANUFACTURING SALES 2016-2021



Source: Statistics Canada Table 16-10-0048-01

Manitoba Agriculture, 2021-04-26

Contact us

- Go to manitoba.ca/agriculture and click on Markets and Statistics
- Email us at industryintelligence@gov.mb.ca
- Follow us on Twitter @MBGovAg