



COVID-19 VACCINATION IN MANITOBA

TECHNICAL BRIEFING

April 9, 2021



OPERATIONAL UPDATES

SUPERSITE UPDATES



	Doses Administered Last Week	Total Doses Administered To Date	Average Daily Doses	Estimated Daily Staff (FTE)
Winnipeg **	30,933	129,871	1,443	139
Brandon	3,063	17,256	288	19
Thompson	603	3,572	137	11
Selkirk	3,051	8,991	428	26
Morden	3,829	7,159	477	46

Data as of April 8

WORKFORCE RECRUITMENT



CURRENT WORKFORCE



263
this week



3,312
STAFF

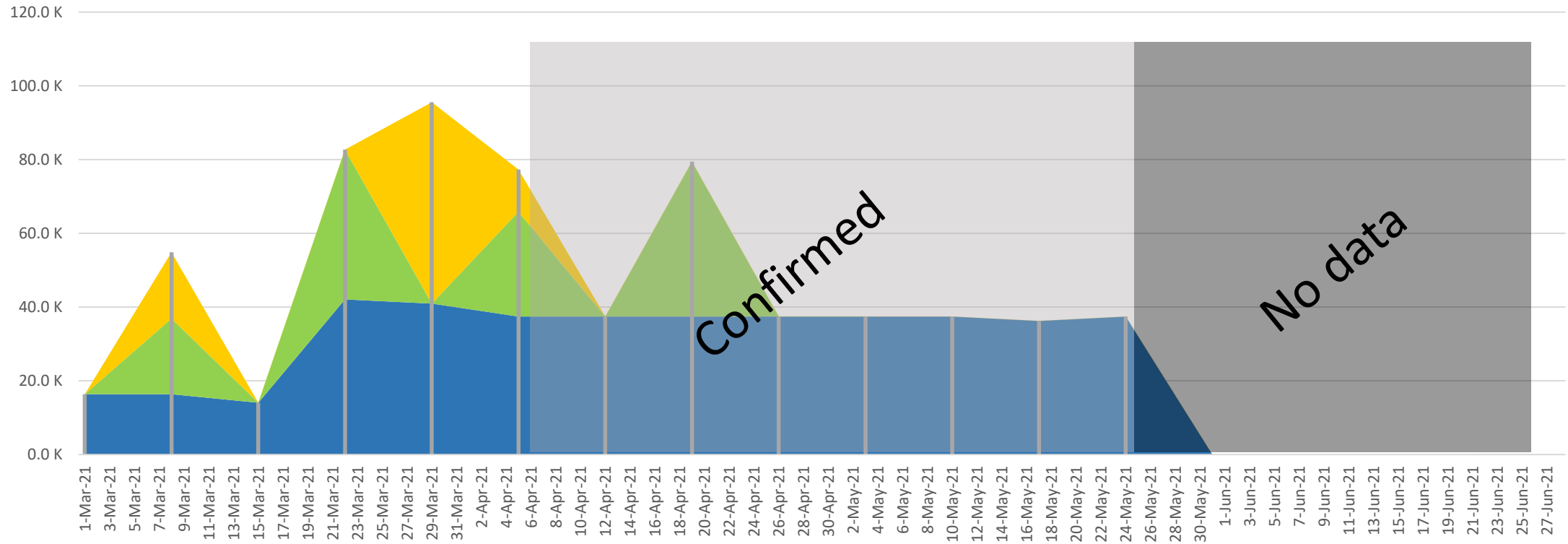
- 2,255 Immunizers
- 32 Clinic Managers
- 43 Clinical Leads
- 861 Navigators
- 121 Observers

As of April 6, 2021

COVID-19 DOSE DELIVERY SCHEDULE



Vaccine Deliveries Expected



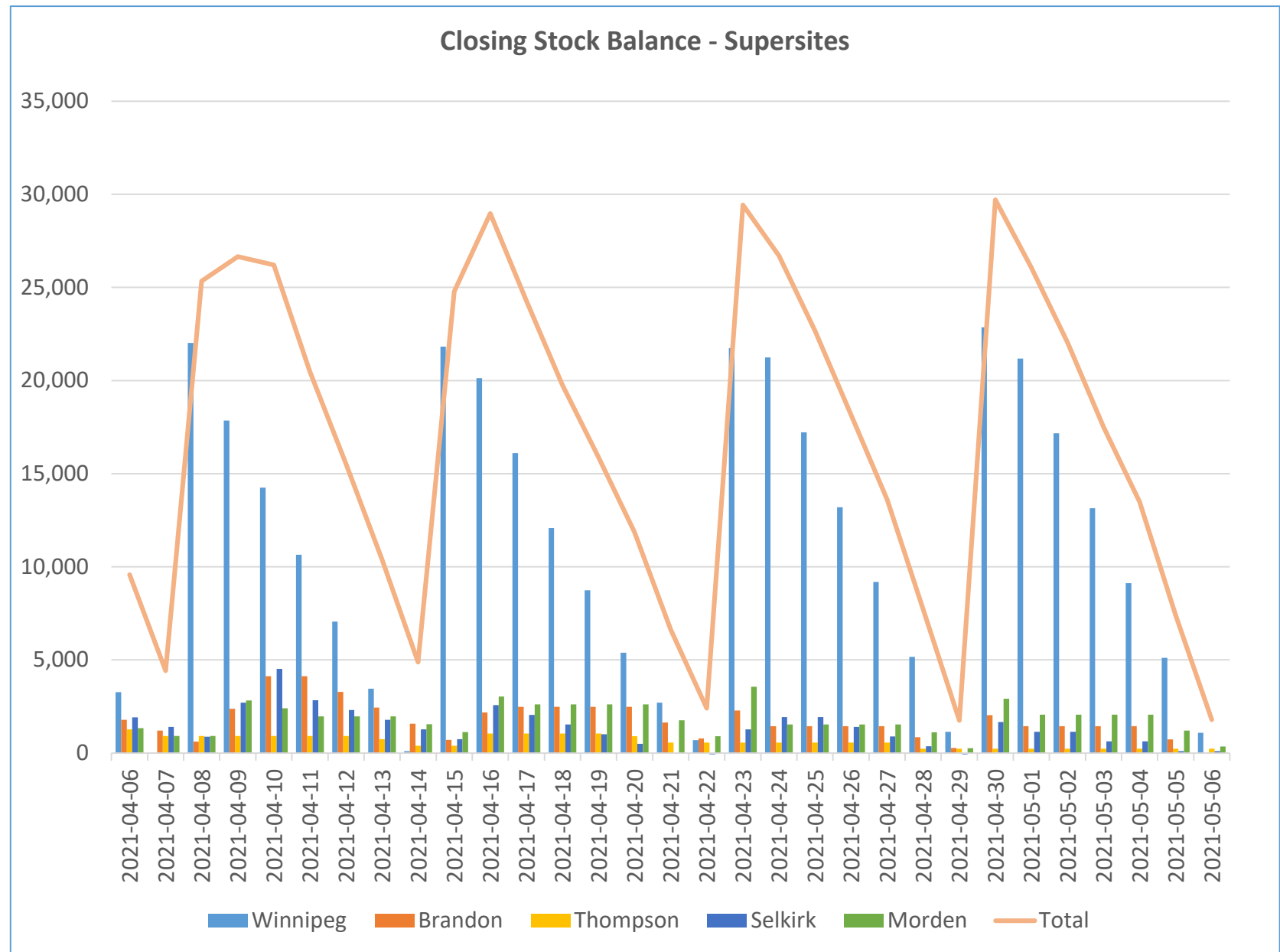
	1-Mar-21	8-Mar-21	15-Mar-21	22-Mar-21	29-Mar-21	5-Apr-21	12-Apr-21	19-Apr-21	26-Apr-21	2021-05-03	2021-05-10	2021-05-17	2021-05-24	2021-05-31	2021-06-07	2021-06-14	2021-06-21	2021-06-28
■ AstraZeneca/COVISHIELD	0.0 K	18.0 K	0.0 K	0.0 K	54.6 K	11.5 K	0.0 K	0.0 K	0.0 K	0.0 K	0.0 K	0.0 K	0.0 K	0.0 K	0.0 K	0.0 K	0.0 K	0.0 K
■ Moderna Doses	0.0 K	20.5 K	0.0 K	40.6 K	0.0 K	28.4 K	0.0 K	42.0 K	0.0 K	0.0 K	0.0 K	0.0 K	0.0 K	0.0 K	0.0 K	0.0 K	0.0 K	0.0 K
■ Pfizer Doses	16.4 K	16.4 K	14.0 K	42.1 K	41.0 K	37.4 K	37.4 K	37.4 K	37.4 K	37.4 K	37.4 K	36.3 K	37.4 K	0.0 K	0.0 K	0.0 K	0.0 K	0.0 K
■ Total	16.4 K	54.9 K	14.0 K	82.7 K	95.6 K	77.3 K	37.4 K	79.4 K	37.4 K	37.4 K	37.4 K	36.3 K	37.4 K	0.0 K	0.0 K	0.0 K	0.0 K	0.0 K

As of April 6, 2021. January and February delivery schedules have been removed.

Moderna shipment for the week of Apr 5 is delayed and expected arrive in the following week

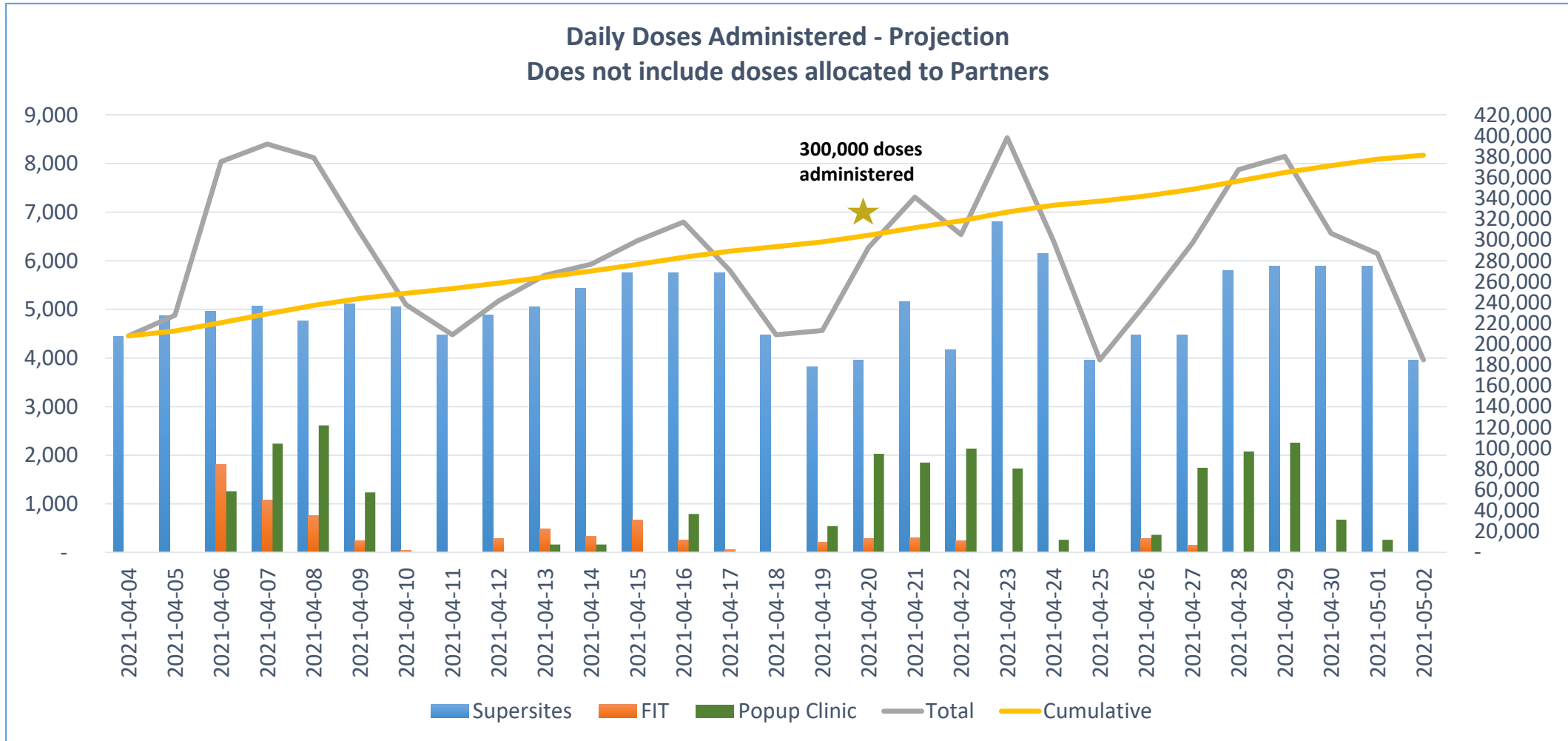
SUPERSITE INVENTORY MANAGEMENT

Projected for the next 30 days

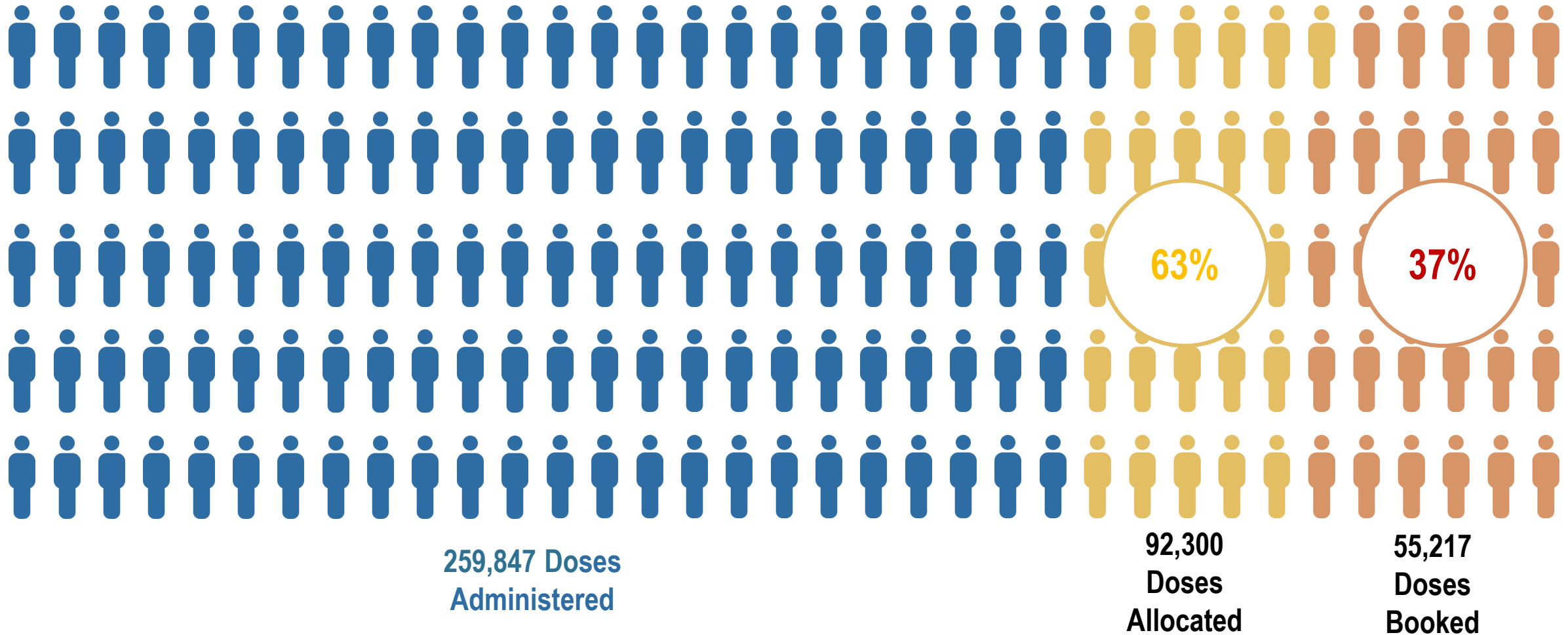


Projections as of April 08. Each rise in doses represents a scheduled delivery.

DOSE ADMINISTRATION PROJECTION



DOSE INVENTORIES



DOSE INVENTORIES



All 55,217 "booked" doses are for appointments in the next 10 days



**Administered by
April 10 – 11,679**

**Administered by
April 13 – 27,529**

**Administered by
April 15 – 41,058**

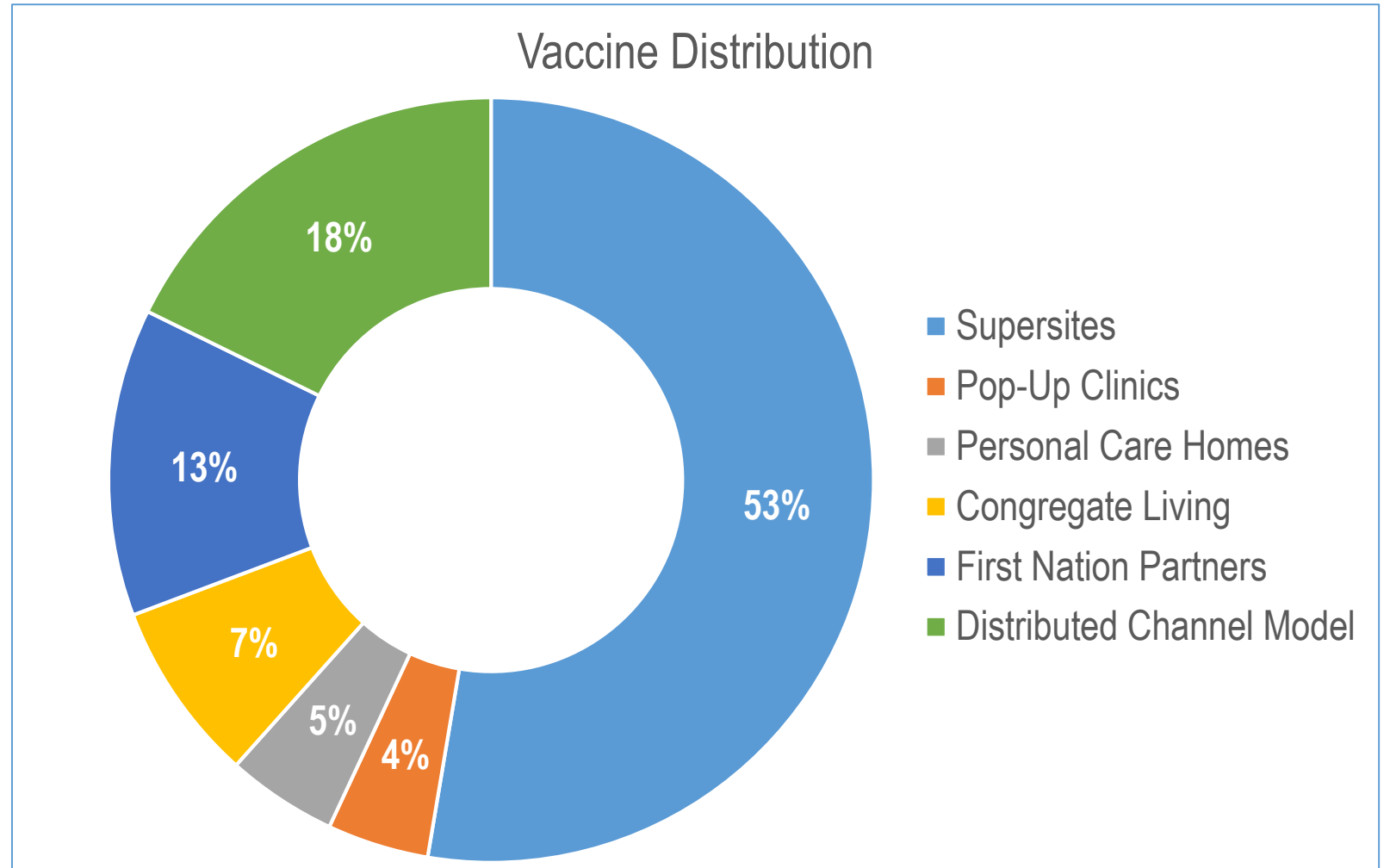
**Administered by
April 18 – 58,132***

* Additional shipments of vaccine this week will meet this demand

VACCINE DISTRIBUTION

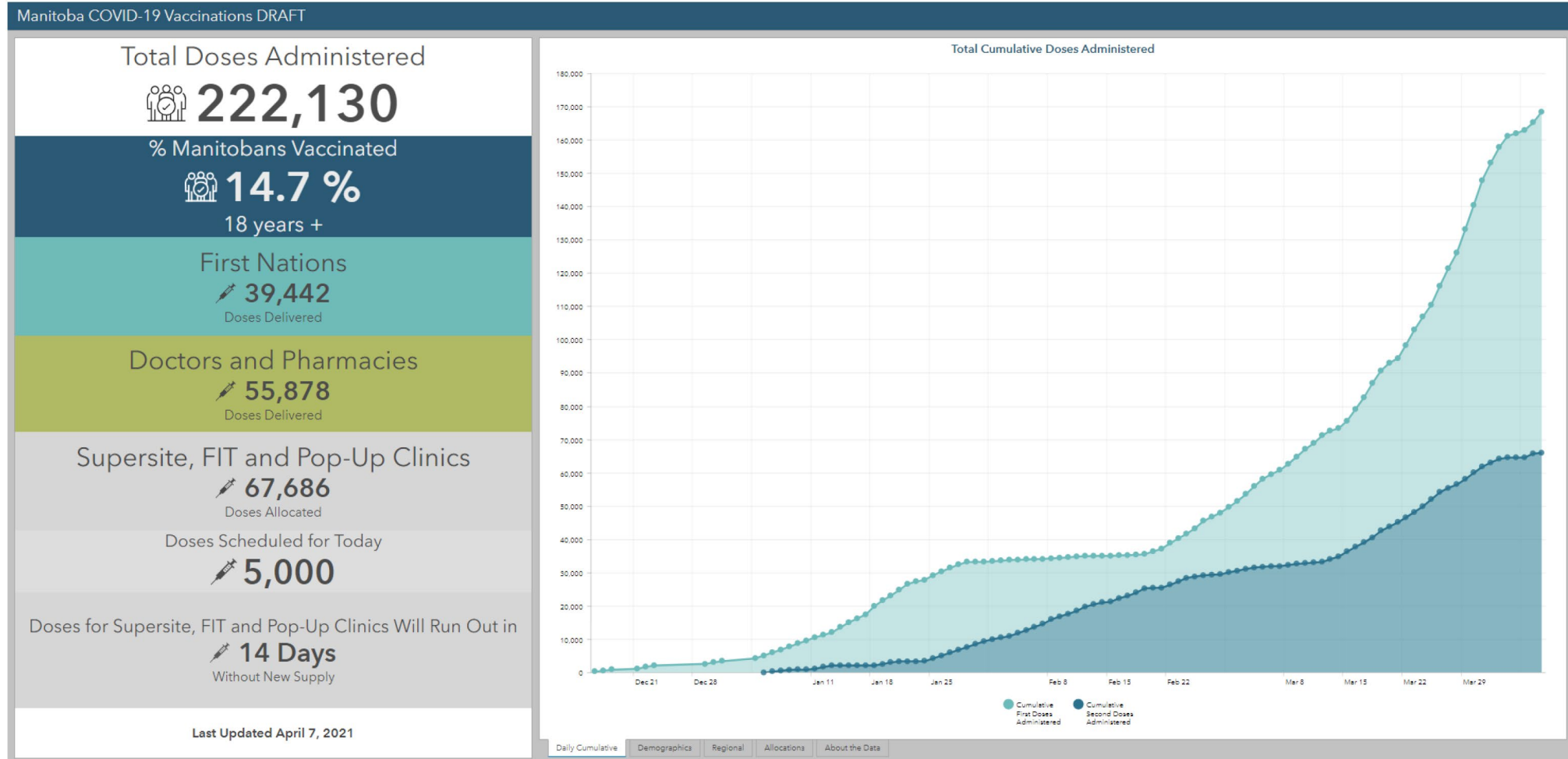


Where Manitoba's Doses Have Gone



*Allocated data, not administered
As of April 07*

REPORTING TO MANITOBANS



LOW-RANGE SCENARIO



Based on Pfizer, Moderna and AstraZeneca/Covishield vaccines.

70% uptake rate

Cohort	Population Cohort	Start	Finish	Duration	2021											
					Jan	Feb	Mar	Apr	May	Jun	Jul	Aug	Sep	Oct	Nov	Dec
1	Healthcare Workers	2020-12-16	2021-03-31	15.2w	[Yellow bar from Jan to Mar]											
2	Personal Care Home Residents	2021-01-11	2021-02-26	7w	[Yellow bar from Jan to Feb]											
3	Other congregate living settings	2021-02-19	2021-04-15	8w	[Yellow bar from Feb to Apr]											
4	FN general population 60+	2021-03-01	2021-03-15	2.2w	[Yellow bar in Mar]											
5	General population 80+	2021-03-01	2021-03-15	2.2w	[Yellow bar in Mar]											
6	FN general population 50-59	2021-03-10	2021-03-25	2.4w	[Yellow bar in Mar]											
7	General population 70-79	2021-03-10	2021-04-05	3.8w	[Yellow bar from Mar to Apr]											
8	FN general population 40-49	2021-04-01	2021-04-15	2.2w	[Yellow bar in Apr]											
9	General population 60-69	2021-04-01	2021-04-15	2.2w	[Yellow bar in Apr]											
10	FN general population 30-39	2021-04-15	2021-04-30	2.4w	[Yellow bar in Apr]											
11	General population 50-59	2021-04-15	2021-05-07	3.4w	[Yellow bar from Apr to May]											
12	FN general population 18-29	2021-05-03	2021-05-17	2.2w	[Yellow bar in May]											
13	General population 40-49	2021-05-03	2021-05-17	2.2w	[Yellow bar in May]											
14	General population 30-39	2021-05-17	2021-05-28	2w	[Yellow bar in May]											
15	General population 18-29	2021-05-25	2021-06-14	3w	[Yellow bar from May to Jun]											

Projected as of March 8 (no change)

HIGH-RANGE SCENARIO



Based on Pfizer, Moderna, AstraZeneca/Covishield, Janssen, and Novavax.

70% uptake rate

Cohort	Population Cohort	Start	Finish	Duration	2021											
					Jan	Feb	Mar	Apr	May	Jun	Jul	Aug	Sep	Oct	Nov	Dec
1	Healthcare Workers	2020-12-16	2021-03-31	15.2w	[Yellow bar spanning Jan to Mar]											
2	Personal Care Home Residents	2021-01-11	2021-02-26	7w	[Yellow bar spanning Jan to Feb]											
3	Other congregate living settings	2021-02-19	2021-04-15	8w	[Yellow bar spanning Feb to Apr]											
4	FN general population 60+	2021-03-01	2021-03-15	2.2w	[Yellow bar in Mar]											
5	General population 80+	2021-03-01	2021-03-15	2.2w	[Yellow bar in Mar]											
6	FN general population 50-59	2021-03-10	2021-03-25	2.4w	[Yellow bar in Mar]											
7	General population 70-79	2021-03-10	2021-04-05	3.8w	[Yellow bar spanning Mar to Apr]											
8	FN general population 40-49	2021-04-01	2021-04-15	2.2w	[Yellow bar in Apr]											
9	General population 60-69	2021-04-01	2021-04-15	2.2w	[Yellow bar in Apr]											
10	FN general population 30-39	2021-04-05	2021-04-20	2.4w	[Yellow bar in Apr]											
11	General population 50-59	2021-04-05	2021-04-20	2.4w	[Yellow bar in Apr]											
12	FN general population 18-29	2021-04-20	2021-05-04	2.2w	[Yellow bar in Apr]											
13	General population 40-49	2021-05-03	2021-05-17	2.2w	[Yellow bar in May]											
14	General population 30-39	2021-05-05	2021-05-18	2w	[Yellow bar in May]											
15	General population 18-29	2021-05-06	2021-05-21	2.4w	[Yellow bar in May]											

Projected as of March 8 (no change)

DELIVERING 1.5 MILLION DOSES



DISTRIBUTED CHANNEL MODEL



Partnering with Clinics and Pharmacies

- 54,600 doses of AstraZeneca arrived on Apr. 1
- Another 11,500 doses expected as early as today
- All vaccine received so far & necessary supplies have been shipped out to partners
- Vaccine allocations are 50 to 800 doses, with the average under 150

DISTRIBUTED CHANNEL MODEL



Partnering with Clinics and Pharmacies

- Updates on medical guidance was shared with partners, announced on Wednesday:
 - Aged 55-64 with prioritized health conditions
 - Aged 65+, no health condition requirements, priority for those who might not be able to access a supersite or pop-up (new)
- Online COVID-19 vaccine finder map will be adjusted as partners update us on their status (taking appointments or not)

SUPERSITE EXPANSION



Winnipeg Supersite - Leila

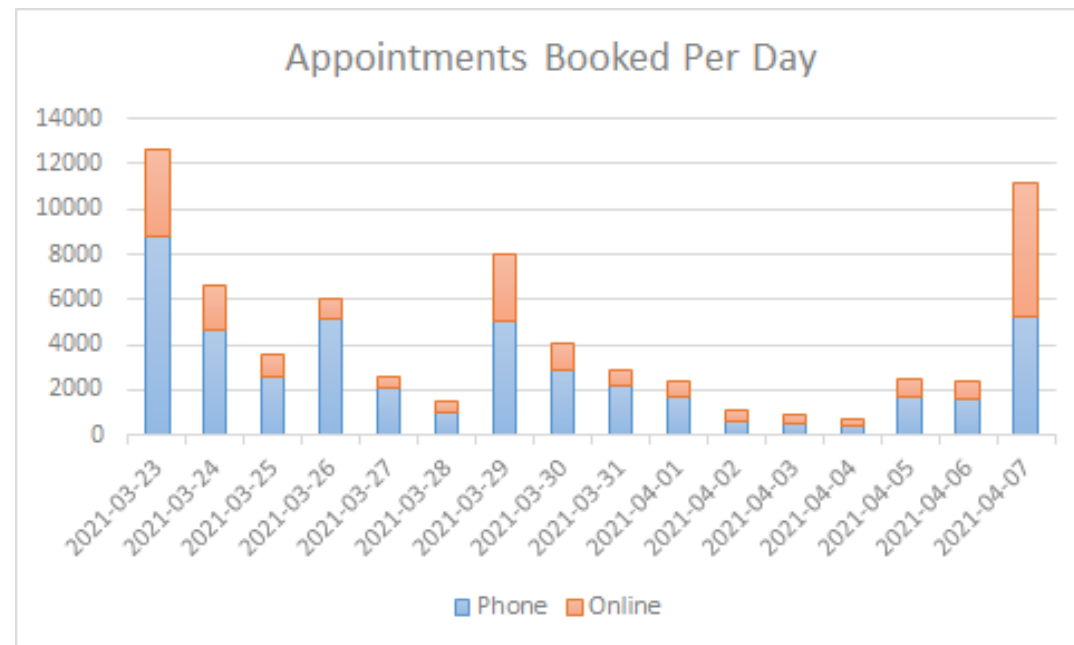
- Manitoba's next supersite will be located at Winnipeg Soccer Federation Soccer North, 770 Leila
- Maximum daily capacity of 4,154 doses
- Expected to open May 7, based on vaccine supply

VACCINE APPOINTMENTS



Phone & Online Booking

- To date, more than 56,000 appointments made online
- Average time on hold: 2 mins
- Average time to make an appointment by phone: 8 minutes
- Approx. 67% of appointments booked by phone



VACCINE APPOINTMENTS



Phone & Online Booking

- 83,806 appointments currently booked at supersites and pop-up sites from today until May 1st
- Will continue to book up to 4 weeks out, based on confirmed vaccine deliveries
- This includes:
 - 60,087 Winnipeg supersite
 - 9,854 Brandon
 - 183 Thompson
 - 8,191 Selkirk
 - 2,035 Morden
 - 1,931 Pop-ups



COVID-19 VACCINATION IN MANITOBA QUESTIONS?