



# COVID-19 VACCINATION IN MANITOBA

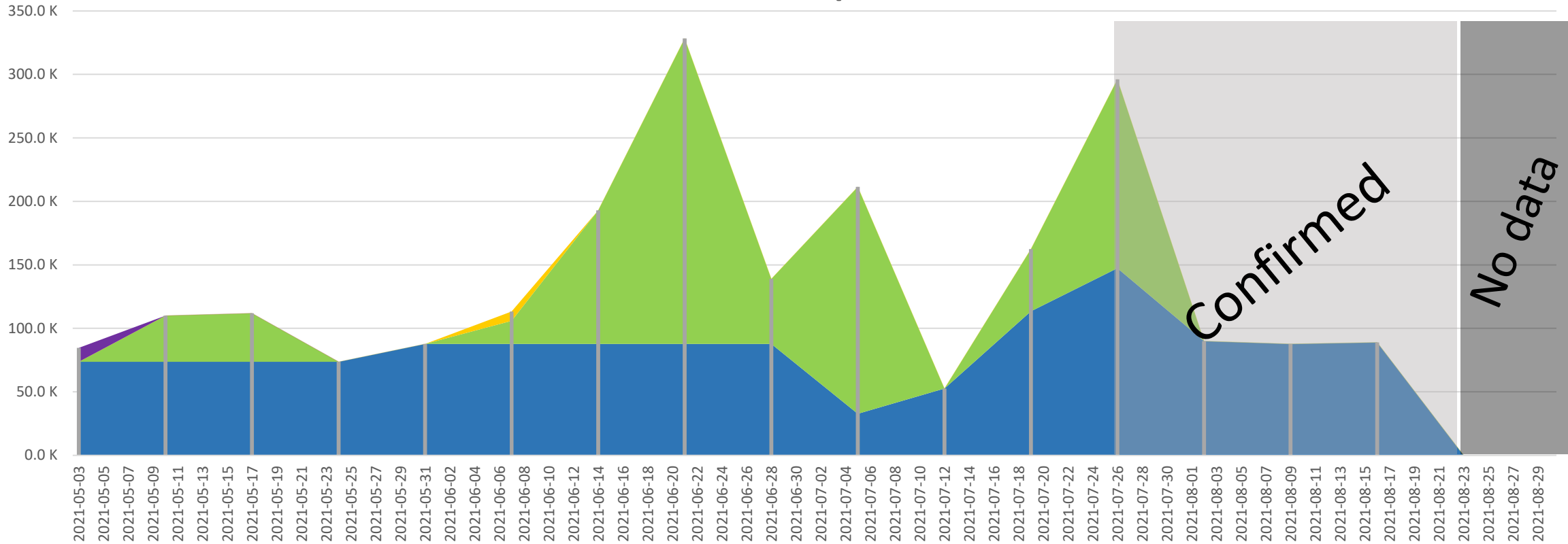
## TECHNICAL BRIEFING

July 28, 2021

# COVID-19 DOSE DELIVERY SCHEDULE



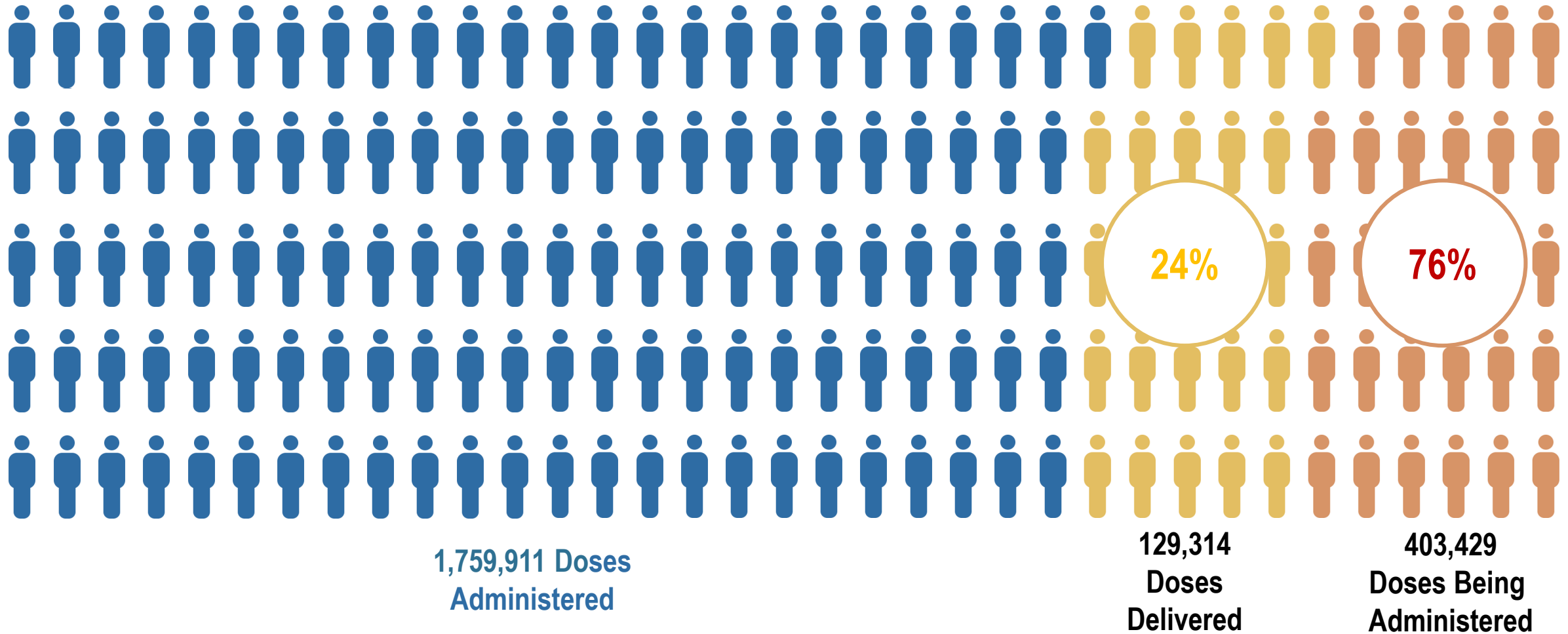
## Vaccine Deliveries Expected



	2021-05-03	2021-05-10	2021-05-17	2021-05-24	2021-05-31	2021-06-07	2021-06-14	2021-06-21	2021-06-28	2021-07-05	2021-07-12	2021-07-19	2021-07-26	2021-08-02	2021-08-09	2021-08-16	2021-08-23	2021-08-30
Janssen	10.9 K	0.0 K	0.0 K	0.0 K	0.0 K	0.0 K	0.0 K	0.0 K	0.0 K	0.0 K	0.0 K	0.0 K	0.0 K	0.0 K	0.0 K	0.0 K	0.0 K	0.0 K
AstraZeneca/COVISHIELD	0.0 K	0.0 K	0.0 K	0.0 K	0.0 K	7.5 K	0.0 K	0.0 K	0.0 K	0.0 K	0.0 K	0.0 K	0.0 K	0.0 K	0.0 K	0.0 K	0.0 K	0.0 K
Moderna Doses	0.0 K	36.3 K	38.2 K	0.0 K	0.0 K	18.1 K	105.3 K	240.5 K	51.2 K	178.8 K	0.0 K	49.0 K	148.7 K	0.0 K	0.0 K	0.0 K	0.0 K	0.0 K
Pfizer Doses	73.7 K	73.7 K	73.7 K	73.7 K	87.8 K	87.8 K	87.8 K	87.8 K	87.8 K	32.8 K	52.7 K	113.5 K	147.4 K	90.0 K	87.8 K	88.9 K	0.0 K	0.0 K
<b>Total</b>	<b>84.6 K</b>	<b>110.0 K</b>	<b>111.9 K</b>	<b>73.7 K</b>	<b>87.8 K</b>	<b>113.4 K</b>	<b>193.0 K</b>	<b>328.3 K</b>	<b>139.0 K</b>	<b>211.5 K</b>	<b>52.7 K</b>	<b>162.5 K</b>	<b>296.1 K</b>	<b>90.0 K</b>	<b>87.8 K</b>	<b>88.9 K</b>	<b>0.0 K</b>	<b>0.0 K</b>

As of July 27, 2021.

# DOSE INVENTORIES



3

Data as of July 28

To First Nation partners,  
medical clinics and pharmacies

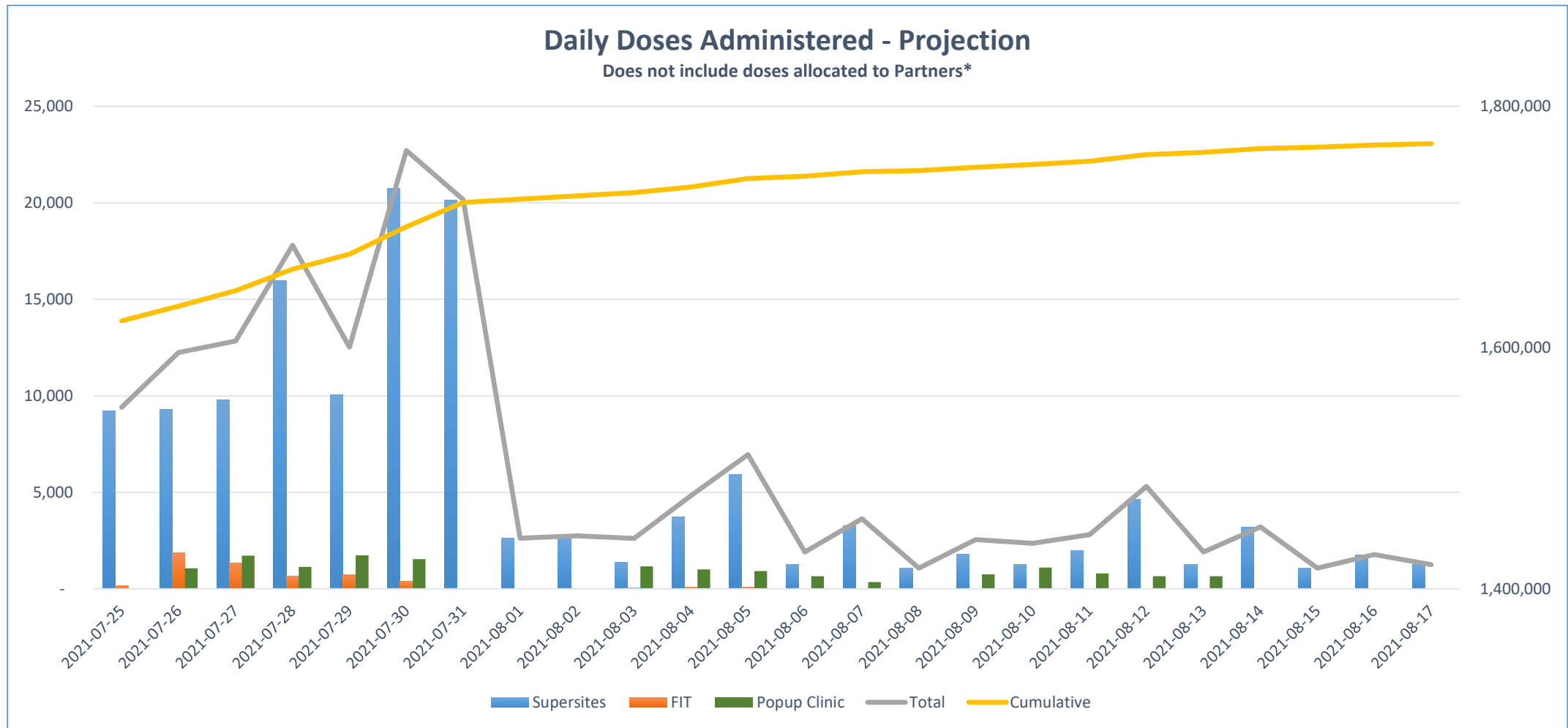


# WEEKLY DOSE ADMINISTRATION PROJECTION



	Last Week Jul 19 – Jul 25	This Week Jul 26 – Aug 01	Next Week Aug 2 – Aug 08
Supersites	65,614	88,679+	19,444+
Focused Immunization Teams	4,162	5,026	222+
Pop-Up & Urban Indigenous Clinics	14,542	7,218+	4,128+
Distributed Channel	17,012	32,414+	TBD
<b>Total</b>	<b>101,330</b>	<b>133,337+</b>	<b>23,794+</b>

# DOSE ADMINISTRATION PROJECTION

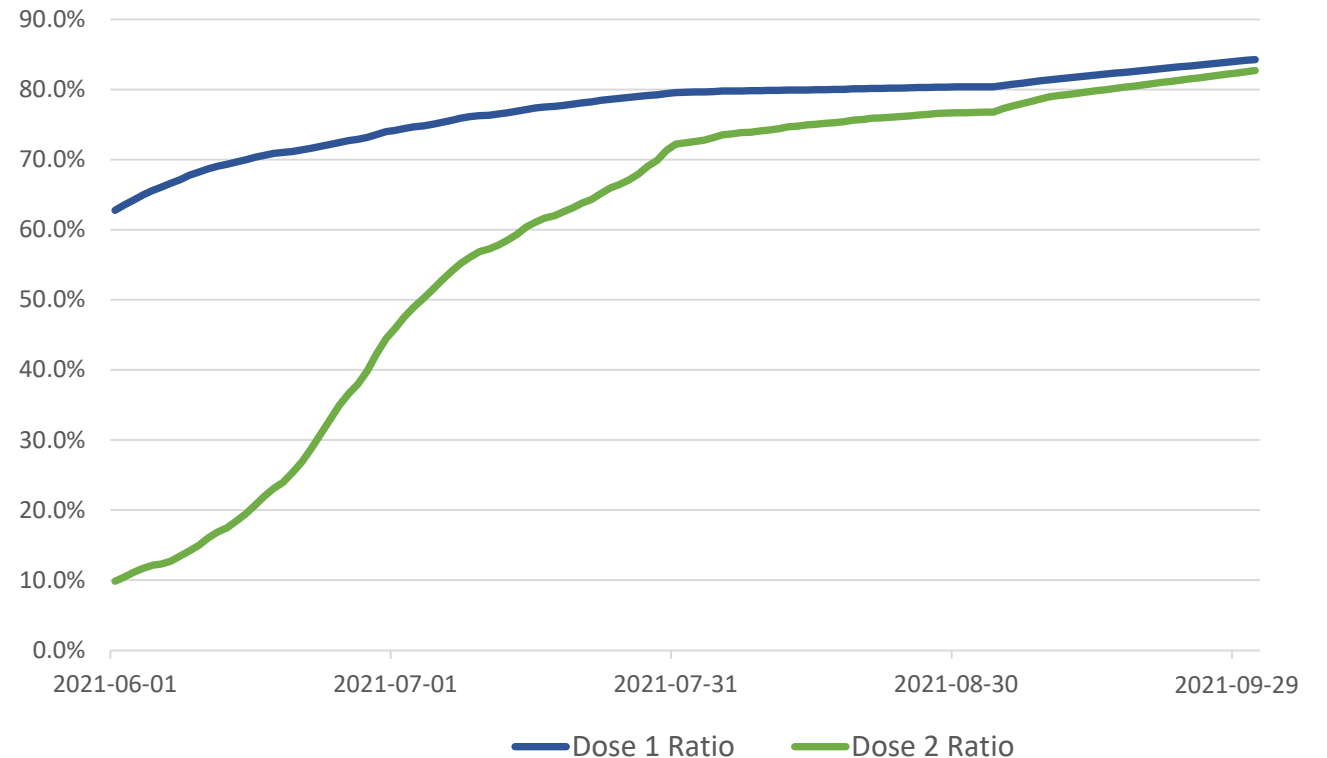


Planning data as of Jul 27 | Projected Doses Based on Currently Confirmed Appointments (Does Not Include Non-Appt Channels, DCM, or FN Partners) | Actual Doses Administered Subject to Demand

# Three Holiday Milestones



<b>Holiday Milestones</b>	<b>Dose 1 Target</b>	<b>Dose 2 Target</b>	<b>Status</b>
<b>Canada Day</b>	<b>70%</b>	<b>25%</b>	<b>Completed</b>
<b>Terry Fox Day</b>	<b>75%</b>	<b>50%</b>	<b>Completed</b>
<b>Labour Day</b>	<b>80%</b>	<b>75%</b>	<b>On track (Subject to demand changes)</b>



*Projected as of July 27 | Analysis Does Not Include Non-Appt Immunizations | Subject to Demand Changes*



## CURRENT WORKFORCE



**4,154**  
STAFF

2,783	Immunizers
52	Clinic Managers
72	Clinical Leads
1,207	Navigators
40	Observers

As of July 27, 2021

