

MANITOBA

E-licensing




How to apply for a multilevel draw

Please read the following important information regarding the Manitoba Resident Multilevel Big Game Draw program.

- a. The Manitoba Resident Multilevel Big Game Elk and Moose draw application guide is available on the [Wildlife website](#) (← Click here).
- b. The Manitoba Resident Elk Landowner draw application guide is also available on the [Wildlife website](#) (← Click here).
- c. Separate applications must be submitted for each of the Big Game Elk Draw, Big Game Moose Draw and Elk Landowner Draw (based on landowner eligibility). Only one application is allowed for each draw.
- d. Each applicant is provided a personal priority level in the Multi-Level Draw system for each draw type, as applicable. The priority for a group big game draw application is determined by the member with the lowest personal priority in the group.
 - There are a total of 10 (Ten) priority levels with 10 being the lowest and 1 (One) the highest.
 - All first-time applicants are assigned priority level 8 (Eight), and this priority goes up by one level every year.
 - A draw is awarded based on the total number of draw licences available, the total number of applicants, and the priority levels.
 - All successful applicants who are awarded a draw licence are reassigned to priority level 10. This priority then follows the same criteria of going up by one level every subsequent year.
 - A customer's priority level for the draws is listed under the *My Priority Levels* tab on the *My Account* page.



MANITOBA E-licensing



How to apply for a multilevel draw

1. Go to <https://www.manitobaelicensing.ca/>

Manitoba

Shopping cart icon | [Sign In](#) | [FR](#) | [Menu](#)

Welcome

Welcome to the Manitoba government e-licensing website for the purchase of your hunting and fishing licences, forestry and park vehicle permits and short-term snopasses.

Park Vehicle Permit

Choose the park vehicle permit that best fits your visit and enjoy the outdoors.

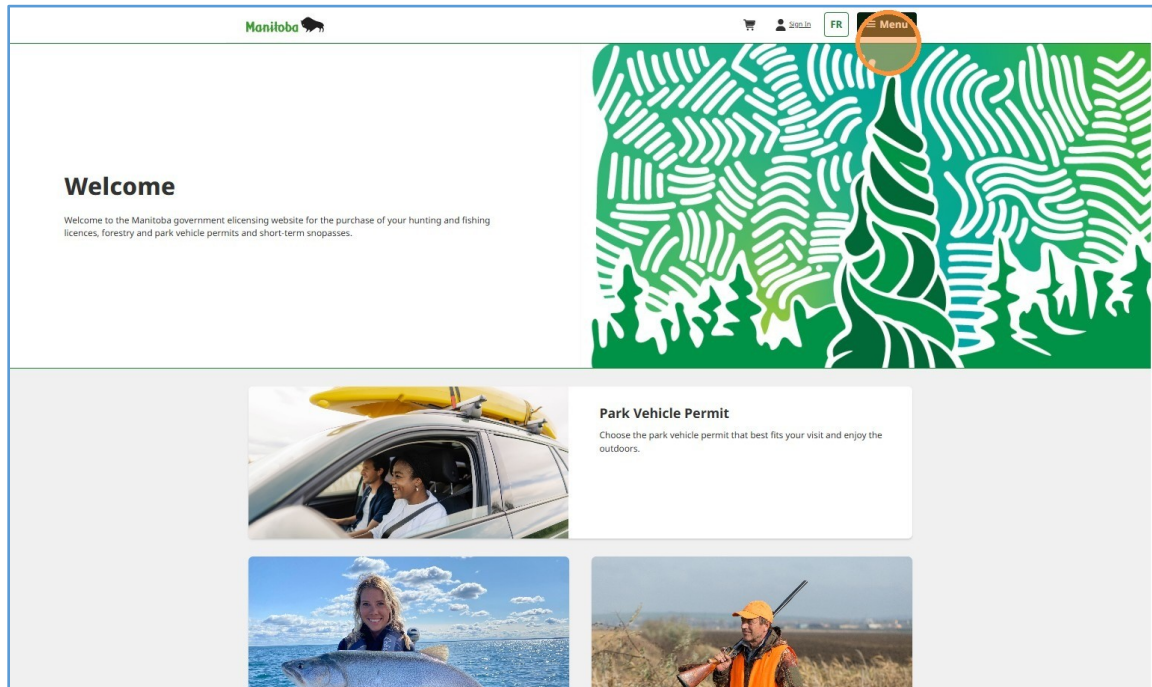


MANITOBA E-licensing



How to apply for a multilevel draw

2. Click "Menu"



MANITOBA E-licensing



How to apply for a multilevel draw

3. Click "Sign In / Create Account"

A screenshot of the Manitoba E-licensing website. The top navigation bar includes the Manitoba logo, a shopping cart icon, a 'Sign In' button, a 'FR' language selector, and a 'Close' button. A dropdown menu is open, listing various services: Home, Park Vehicle Permit, Angling Licence, Hunting Licence, Multilevel Draws, Forestry Permit, Special Licences, Game Tags, and Issuers. The 'Sign In / Create Account' button is highlighted with an orange circle. Below the navigation menu, there is a 'Welcome' section with a brief description of the website's purpose. A 'Park Vehicle Permit' section is also visible, featuring an image of a car with a yellow kayak on the roof rack and a description of the permit. The bottom of the page features a decorative border with a green and white pattern.

MANITOBA E-licensing



How to apply for a multilevel draw

4. Enter your Email Address and Password, then click "Sign in".

Manitoba 

Sign in

Sign in with your email address

Email Address

Password
.....

[Forgot your password?](#)

Don't have an account? [Sign up now](#)

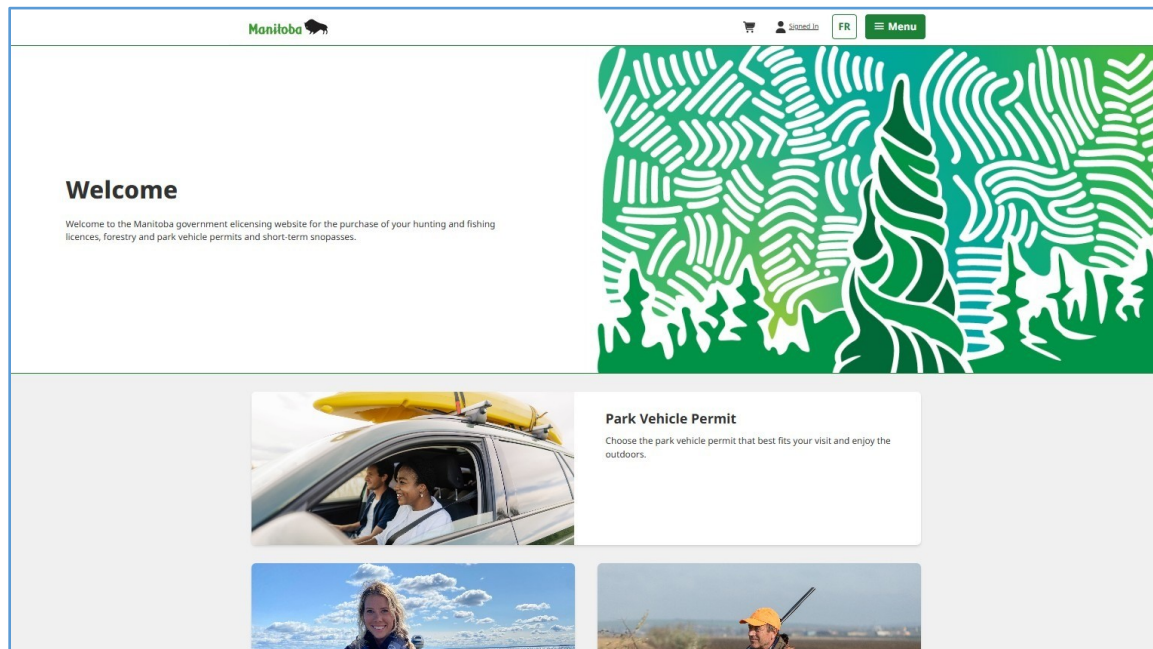


MANITOBA E-licensing

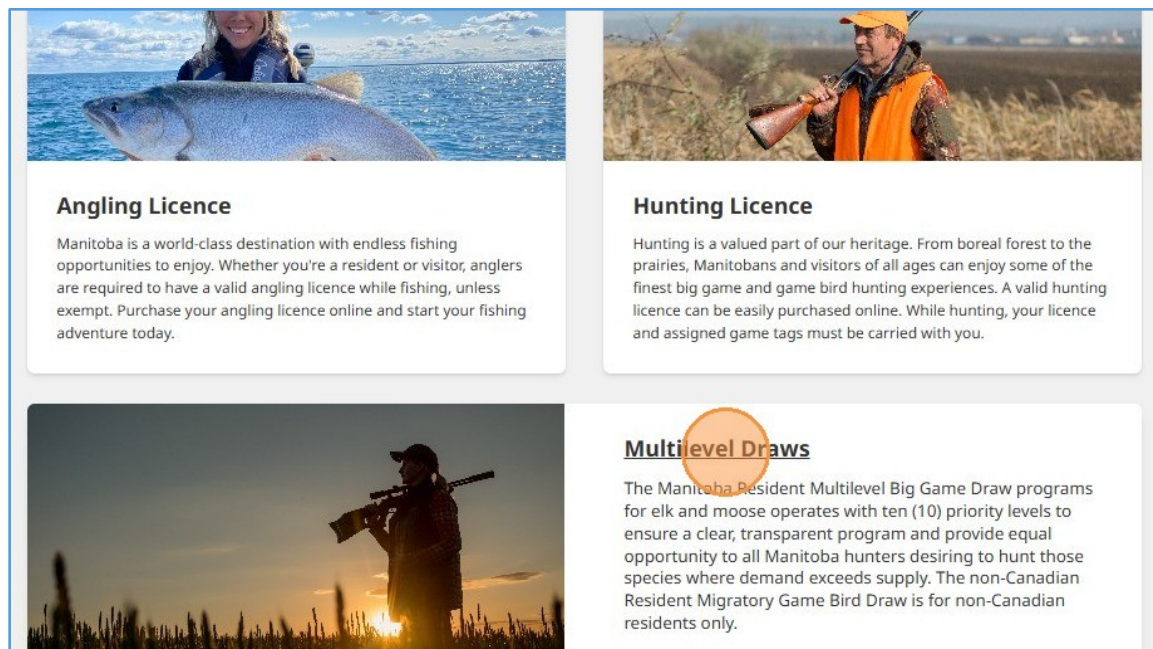


How to apply for a multilevel draw

5. The e-licensing home page is displayed.



6. Scroll down and click "Multilevel Draws".



MANITOBA E-licensing



How to apply for a multilevel draw

7. Identify the draw you wish to apply for and click "Select".

Manitoba Multilevel Draws
Manitoba residents can enter a draw for one of a limited number of licences for hunting Elk or Moose in a random draw.

Before You Apply
Applicants must carefully read the [Application Guide\(s\)](#) to ensure applications are correctly completed and submitted. Changes occur each year. Applications with invalid or inaccurate information may be rejected. Changes to applications can not be completed once the application deadline has past.

Choose your application type

- Manitoba Big Game Elk Draw Application**
Select
- Manitoba Big Game Moose Draw Application**
Select
- Manitoba Elk Landowner Draw Application**
Select

8. Important information about the selected draw is displayed.

Manitoba Big Game Moose Draw

The BGD will offer two (2) separate draws for elk and moose, each with separate priority pools.

You may enter both draws but can only be successful in one. Meaning you will not be able to be drawn for both species. Success is dependent on the number of applications and priority levels.

Up to three pairs of applicants may be linked together on one Big Game Draw rifle application or up to six individuals for archery. The first applicant is designated as the group leader and is the only person who can edit the application until the draw deadline.

For more details, click on the Manitoba Big Game Elk Draw and the Manitoba Big Game Moose Draw Application Guide.

2026 MBD Dates

- May 1 - 31**
Online applications accepted
- June 21**
Notification of draw results and payment process begins.
- July 15**
Licence payment deadline.

Results and Payment

All applicants are responsible for checking their results through their Manitoba eLicensing account after the draw completion date June 21.

Payment will be processed with the credit card on the group leader's account immediately following the running of the draw. Please ensure that the payment(s) is processed for each licence. Each licence is processed separately. For payment issues, please call 1-877-880-1203

Continue

MANITOBA E-licensing



How to apply for a multilevel draw

9. Review the information, scroll down and click "Continue".

Manitoba Big Game Moose Draw

The BGD will offer two (2) separate draws for elk and moose, each with separate priority pools.

You may enter both draws but can only be successful in one. Meaning you will not be able to be drawn for both species. Success is dependent on the number of applications and priority levels.

Up to three pairs of applicants may be linked together on one Big Game Draw rifle application or up to six individuals for archery. The first applicant is designated as the group leader and is the only person who can edit the application until the draw deadline.

For more details, click on the Manitoba Big Game Elk Draw and the Manitoba Big Game Moose Draw Application Guide.

2026 MBD Dates

May 1 - 31
Online applications accepted
June 21
Notification of draw results and payment process begins.
July 15
Licence payment deadline.

Results and Payment

All applicants are responsible for checking their results through their Manitoba eLicensing account after the draw completion date June 21.

Payment will be processed with the credit card on the group leader's account immediately following the running of the draw. Please ensure that the payment(s) is processed for each licence. Each licence is processed separately. For payment issues, please call 1-877-880-1203

[Continue](#)



MANITOBA E-licensing



How to apply for a multilevel draw

10. The system will check for and request any missing personal information. In this case, the Primary Phone Number is required.


The screenshot shows the Manitoba E-licensing website interface. At the top, there is a navigation bar with the Manitoba logo, a shopping cart icon, a 'Logout' button, a language selector set to 'FR', and a 'Menu' button. Below the navigation bar, the breadcrumb trail reads 'Home / Manitoba Multilevel Draws'. The main heading is 'Personal Information' for a 'Manitoba Big Game Moose Draw Application'. The form contains several fields: 'Email' (redacted), 'Customer ID' (300002369), 'Date of Birth' (02-Jan-1992), 'Gender (Required)' (Male), 'Eye Colour (Required)' (Brown), 'Hair Colour (Required)' (Grey), 'Height (Required)' (5' 8"), 'Primary Phone Number (Required)' (empty), and 'Alternate Phone Number (Optional)' (empty). A 'Continue' button is located at the bottom right of the form. Below the form, there is a 'Manitoba eLicensing Privacy Notice' section with a 'Show More' link. At the bottom of the page, there is a footer with links for 'Accessibility', 'Disclaimer', 'Copyright', and 'Privacy', along with social media icons for Facebook, LinkedIn, X, and YouTube.

MANITOBA E-licensing



How to apply for a multilevel draw

11. Enter the missing information and click "Continue".

Manitoba  Shopping Cart Signed In FR Menu


[Home](#) / [Manitoba Multilevel Draws](#)

Personal Information

Manitoba Big Game Moose Draw Application

Email

Customer ID

Date of Birth 
Date format: DD-MMM-YYYY

Gender (Required)

Eye Colour (Required)

Hair Colour (Required)





Height (Required)

Primary Phone Number (Required)
Format: 123-123-1234

Alternate Phone Number (Optional)
Format: 123-123-1234

[Continue](#)

Manitoba eLicensing Privacy Notice
This personal information and personal health information is being collected under the authority of The Freedom of Information and Protection of Privacy Act (FIPPA), The Personal Health Information Act (PHIA), The Wildlife Act (C.C.S.M. c. W130), The Fisheries Act (C.C.S.M. c. F90), The Provincial Parks Act (C.C.S.M. c. ...
[Show More](#) ↓

[Accessibility](#) [Disclaimer](#) [Copyright](#) [Privacy](#)    

MANITOBA E-licensing



How to apply for a multilevel draw

12. The hunter education information page is displayed. Confirm all information is entered correctly and click "Continue".

Manitoba Big Game Moose Draw Application

You are required to provide additional information in order to purchase these item(s).

Hunter Education Number
Required to enter number OR check the box below.

 By checking this box, I attest that I have a Hunter Education Number but cannot provide it at this time.

Country (Required) **Province/State** (Required)

Canada Manitoba

[Continue](#)

Manitoba eLicensing Privacy Notice

This personal information and personal health information is being collected under the authority of The Freedom of Information and Protection of Privacy Act (FIPPA), The Personal Health Information Act (PHIA), The Wildlife Act (C.C.S.M. c. W130), The Fisheries Act (C.C.S.M. c. F90), The Provincial Parks Act (C.C.S.M. c. ...)

[Show More](#) ↓







MANITOBA E-licensing



How to apply for a multilevel draw

13. The hunting season choices are displayed. You may make up to three Rifle and/or Archery choices. To select between Rifle and Archery choices, click the arrow for the "Rifle / Archery (Required)" field.


Manitoba    **FR** 

[Home](#) / [Manitoba Multilevel Draws 2026](#) / [Personal Information](#) / [Hunter Education](#)

Hunting Season Choice

Manitoba Big Game Moose Draw Application

Choose Rifle / Archery (Required)

Rifle 

Select up to 3 Hunting Season Choice (HSC) codes from the list of options.


Code Description	Hunting Season Choice	Season Dates
<input type="checkbox"/> M1 - Moose General Rifle - M1	GHA 2A	Dec 02 - Dec 15 Sep 16 - Oct 13
<input type="checkbox"/> M2 - Moose General Rifle - M2	GHA 4	Dec 02 - Dec 15 Sep 16 - Oct 13
<input type="checkbox"/> M3 - Moose General Rifle - M3	GHA 5	Sep 16 - Oct 13
<input type="checkbox"/> M4 - Moose General Rifle - M4	GHA 6	Sep 16 - Oct 13

MANITOBA E-licensing



How to apply for a multilevel draw

14. Select between rifle or archery from the available choices. In this example, we will select "Rifle".

Manitoba  Signed In FR Me

[Home](#) / [Manitoba Multilevel Draws 2026](#) / [Personal Information](#) / [Hunter Education](#)

Hunting Season Choice

Manitoba Big Game Moose Draw Application

Choose Rifle / Archery (Required)

Rifle

Rifle

Archery

	Code	Description	Hunting Season Choice	Season Dates
<input type="checkbox"/>	M1	Moose General Rifle - M1	GHA 2A	Dec 02 - Dec 15 Sep 16 - Oct 13
<input type="checkbox"/>	M2	Moose General Rifle - M2	GHA 4	Dec 02 - Dec 15 Sep 16 - Oct 13
<input type="checkbox"/>	M3	Moose General Rifle - M3	GHA 5	Sep 16 - Oct 13

MANITOBA E-licensing



How to apply for a multilevel draw

15. Select up to three choices, then click "Confirm".

The screenshot shows the Manitoba E-licensing application interface. At the top, there is a navigation bar with the Manitoba logo, a shopping cart icon, a 'Signed in' status, a 'FR' language selector, and a 'Menu' button. The main content area displays a list of license options, each with a checkbox, a description, and a date range. The 'M7 - Moose General Rifle - M7' option is selected. At the bottom right, there are 'Cancel' and 'Confirm' buttons. The 'Confirm' button is highlighted with an orange circle.

License ID	Description	Area	Start Date	End Date
<input checked="" type="checkbox"/> M5	Moose General Rifle - M5	GHA 6A	Sep 16 - Oct 13	
<input type="checkbox"/> M6	Moose General Rifle - M6	GHA 7	Dec 02 - Dec 15	Sep 16 - Oct 13
<input checked="" type="checkbox"/> M7	Moose General Rifle - M7	GHA 7A	Dec 02 - Dec 15	Sep 16 - Oct 13
<input type="checkbox"/> M8	Moose General Rifle - M8	GHA 8	Sep 16 - Oct 13	
<input type="checkbox"/> M9	Moose General Rifle - M9	GHA 9A PMHZ excluded	Dec 02 - Dec 15	Sep 16 - Oct 13
<input type="checkbox"/> M10	Moose General Rifle - M10	GHA 10 PMHZ excluded	Dec 02 - Dec 15	Sep 16 - Oct 13
<input type="checkbox"/> M11	Moose General Rifle - M11	GHA 11	Dec 02 - Dec 15	Sep 16 - Oct 13
<input type="checkbox"/> M12	Moose General Rifle - M12	GHA 15, GHA 15A	Dec 02 - Dec 15	Sep 16 - Oct 13
<input type="checkbox"/> M13	Moose General Rifle - M13	GHA 17A	Dec 02 - Dec 15	Sep 16 - Oct 13
<input type="checkbox"/> M14	Moose General Rifle - M14	GHA 20	Sep 16 - Oct 13	
<input type="checkbox"/> M15	Moose General Rifle - M15	GHA 27, GHA 28, GHA 31A	Dec 02 - Dec 08	

MANITOBA E-licensing



How to apply for a multilevel draw

16. To change the order of preference between your choices, click the up/down arrows to the right of each option to move it to the desired preference level. Repeat for all the choices till the desired order of preference is achieved.

Choice Details

You can arrange the order of your Hunting Season Choice HSC(s) based on your preference by using the up/down arrows on the far right-hand side of the screen.

Please review carefully before finalizing.

[← Edit Choices](#)

1st	Dec 02 - Dec 15, Sep 16 - Oct 13	M1 - Moose General Rifle - M1	GHA 2A	↑ ↓
2nd	Sep 16 - Oct 13	M5 - Moose General Rifle - M5	GHA 6A	↑ ↓
3rd	Dec 02 - Dec 15, Sep 16 - Oct 13	M7 - Moose General Rifle - M7	GHA 7A	↑ ↓

Group Member Details

MANITOBA E-licensing



How to apply for a multilevel draw

17. To add another group member, click "Add Group Member".

Note: The first applicant is designated as the group leader and is the only one who can edit the application before the draw deadline.

	M1 - Moose General Rifle - M1	↑
	GHA 2A	↓
2nd	Dec 02 - Dec 15, Sep 16 - Oct 13	
	M7 - Moose General Rifle - M7	↑
	GHA 7A	↓
3rd	Sep 16 - Oct 13	
	M5 - Moose General Rifle - M5	↑
	GHA 6A	↓

Group Member Details

Pair #1	1st	Customer ID: 300002369
		Full Name: A P
		Date of Birth: 1992-01-02

+ [Add Group Member](#)



MANITOBA E-licensing



How to apply for a multilevel draw

18. Enter the customer ID and date of birth for the additional member and click "Add".

The screenshot shows a web form titled "Add Group Member" with a close button (x) in the top right corner. The form contains two input fields: "Customer ID (Required)" with the value "300002370" and "Date of Birth (Required)" with the value "03-May-2000" and a calendar icon. Below the fields is a green "Add" button, which is highlighted with an orange circle.



MANITOBA E-licensing



How to apply for a multilevel draw

19. The personal information screen for the new group member is displayed. Complete any missing information and click "Add".

The screenshot shows the Manitoba E-licensing website interface. At the top, there is a navigation bar with the Manitoba logo, a shopping cart icon, a 'Signed In' user profile, a language selector set to 'FR', and a 'Menu' button. Below the navigation bar is a breadcrumb trail: Home / Manitoba Multilevel Draws 2026 / Personal Information / Hunter Education / Hunting Season Choice. The main content area is titled 'Personal Information' and includes the instruction 'Please enter the missing fields for your group member.' There are three input fields: 'Customer ID' with the value '300002370', 'Date of Birth (Required)' with the value '03-May-2000' and a calendar icon, and 'Primary Phone Number (Required)' with the value '431-356-3658'. At the bottom right of the form are two buttons: a green 'Cancel' button and a black 'Add' button with an orange circular highlight.

MANITOBA E-licensing



How to apply for a multilevel draw

20. The group member is added to the application.

Repeat this process for each additional group member you wish to add to the application.

Please review carefully before finalizing.

< [Edit Choices](#)

1st	Dec 02 - Dec 15, Sep 16 - Oct 13	M1 - Moose General Rifle - M1	GHA 2A	↑	↓
2nd	Dec 02 - Dec 15, Sep 16 - Oct 13	M7 - Moose General Rifle - M7	GHA 7A	↑	↓
3rd	Sep 16 - Oct 13	M5 - Moose General Rifle - M5	GHA 6A	↑	↓

Group Member Details

1st	Customer ID: 300002369	Full Name: A P	Date of Birth: 1992-01-02	
2nd	Customer ID: 300002370	Full Name: P A	Date of Birth: 2000-05-03	🗑️

+ [Add Group Member](#)





How to apply for a multilevel draw

21. After all group members have been added to the application, click "Add to Cart".

Group Member Details

Pair #1	1st	Customer ID: 300002369	
		Full Name: A P	
		Date of Birth: 1992-01-02	
	2nd	Customer ID: 300002370	
		Full Name: P A	
		Date of Birth: 2000-05-03	
Pair #2	1st	Customer ID: 300002371	
		Full Name: P P	
		Date of Birth: 1975-06-04	
	2nd	Customer ID: 300002372	
		Full Name: M P	
		Date of Birth: 1967-09-18	

[+ Add Group Member](#)

22. The shopping cart is displayed.

Shopping Cart

Licences and Permits

Manitoba Big Game Moose Draw Application

Price \$32.50

Transaction fee \$0.00

Date Entered Mar 27, 2026

Priority Level 8

Choices

1st Moose General Rifle - M1
2nd Moose General Rifle - M7
3rd Moose General Rifle - M5

Group Members

Pair #1 Leader A P
Member P A

Pair #2 Member P P
Member M P

Remove

Order Summary

Licences and Permits (1)	\$32.50
Subtotal	\$32.50
Total	\$32.50

MANITOBA E-licensing



How to apply for a multilevel draw

23. Review the details carefully and when satisfied, click "Continue to Checkout".

Shopping Cart

Licences and Permits

Manitoba Big Game Moose Draw Application

Price	\$32.50
Transaction fee	\$0.00

Date Entered Mar 27, 2026

Priority Level 8

Choices

1st Moose General Rifle - M1
2nd Moose General Rifle - M7
3rd Moose General Rifle - M5

Group Members

Pair #1 Leader A P
Member P A
Pair #2 Member P P
Member M P

Remove

Order Summary

Licences and Permits (1)	\$32.50
Subtotal	\$32.50
Total	\$32.50

[Continue to Checkout](#)

[Continue Shopping](#)



MANITOBA E-licensing



How to apply for a multilevel draw

24. The Mailing details screen is displayed. Review the mailing details and when satisfied click "Confirm Mailing Details".

Your transactions are protected with industry-standard encryption to keep your information safe.

All sales are final and non-refundable

Back to Shopping Cart

1 Mailing details

First Name (Required) **Last Name (Required)**

Verify that your mailing address below is correct.

Country (Required)

Search Address (Optional)

Street Address (Required) **City (Required)**

Province/State (Required) **Postal/ZIP (Required)**

Primary Phone Number (Required)

[Confirm Mailing Details](#)

2 Billing details

3 Card details

MANITOBA E-licensing



How to apply for a multilevel draw

25. The Billing details screen is displayed. Enter your billing details or if your billing details match your mailing details, click "Use my mailing details for my billing details."

Your transactions are protected with industry-standard encryption to keep your information safe.

Mailing details [Edit](#)

2 Billing details

Use my mailing details for my billing details.

First Name (Required) **Last Name (Required)**

Country (Required)

Canada

Street Address (Required) **City (Required)**

Member P A
Pair #2 Member P P
Member M P

Subtotal
Total Transaction Fees
Total

All sales are final and non-refundable.

[Back to Shopping](#)



MANITOBA E-licensing



How to apply for a multilevel draw

26. Click "I understand the terms and policies related to this purchase. I accept responsibility for any errors and agree to pay all applicable fees and penalties.*".

Use my mailing details for my billing details.

First Name (Required) **Last Name (Required)**

Country (Required)

Street Address (Required) **City (Required)**

Province/State (Required) **Postal/ZIP (Required)**

Primary Phone Number (Optional)

I understand the [terms and policies](#) related to this purchase. I accept responsibility for any errors and agree to pay all applicable fees and penalties.*

[Back to Shopping](#)

[Confirm Billing Details](#)



MANITOBA E-licensing



How to apply for a multilevel draw

27. Click "Confirm Billing Details".

Country (Required) Canada	Street Address (Required) 111 Broad Bay	City (Required) Winnipeg
Province/State (Required) Manitoba	Postal/ZIP (Required) R1X 1Y1	
Primary Phone Number (Optional) 431-341-4341		
<input checked="" type="checkbox"/> I understand the terms and policies related to this purchase. I accept responsibility for any errors and agree to pay all applicable fees and penalties.*		
Confirm Billing Details		
3 Card details		



MANITOBA E-licensing



How to apply for a multilevel draw

28. The Payment Method screen is displayed. Enter your payment details and click "Submit".

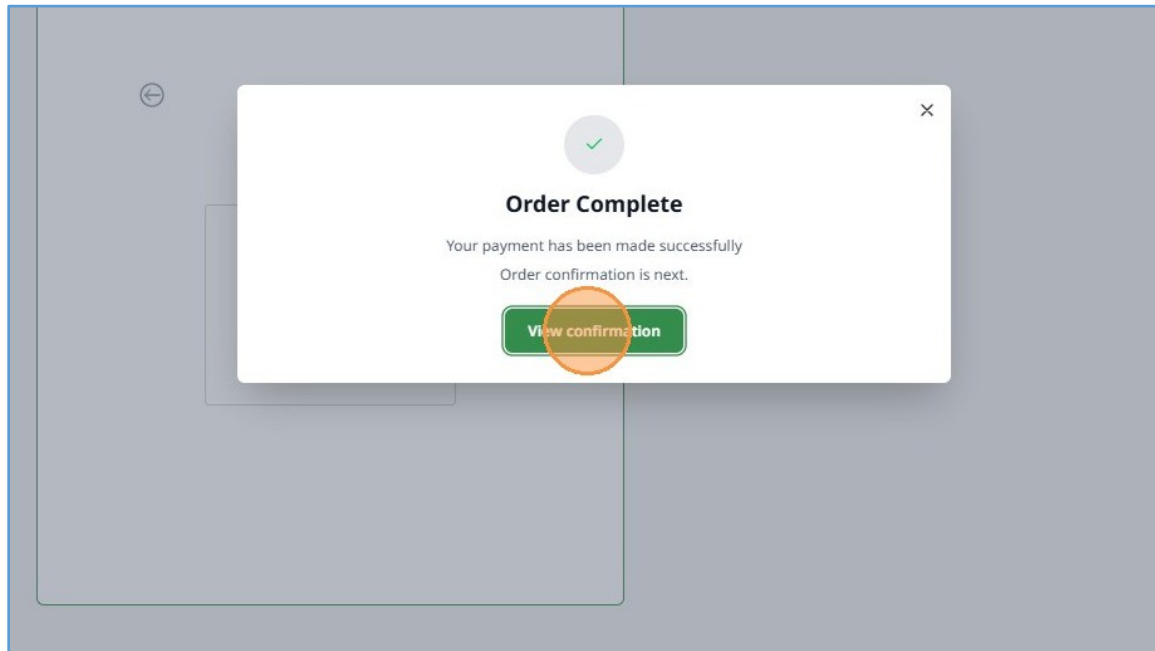
The screenshot shows the Manitoba E-licensing website's payment method screen. The page is titled "Manitoba" and includes a shopping cart icon, a user profile icon, and a language selector set to "FR". A "Menu" button is also visible. The main content area is divided into two sections. On the left, there are two tabs: "Billing details" (checked) and "Card details" (selected). The "Card details" section is titled "Payment Method" and contains the following fields: "Cardholder Name" (text input), "Card Number" (text input with a red card icon), "MM/YY" (month/year dropdown), and "CVV" (text input). Below these fields, the total amount is displayed as "Total \$32.50". A "Back" button is located at the bottom of the card details section. On the right side of the page, there is a summary box showing "Total Transaction Fees \$0.00" and "Total \$32.50". A note states "All sales are final and non-refundable". Below this summary is a "Back to Shopping Cart" button. At the bottom of the page, there are links for "Accessibility", "Disclaimer", "Copyright", and "Privacy", along with social media icons for Facebook, LinkedIn, X, and YouTube. The footer text reads "© 2026 Manitoba Government".

MANITOBA E-licensing



How to apply for a multilevel draw

29. The application is successfully submitted. Click "View confirmation".



MANITOBA E-licensing



How to apply for a multilevel draw

30. To check your application, click "View Application".

Application ID / Numéro de la demande 100095166	Manitoba Big Game Moose Draw Applicatio
Date Entered / Date d'inscription MAR 27, 2026 27 mars 2026	Transaction fee
Priority Level / Niveau de priorité 8 8	Subtotal
Residency / Résidence MB Resident / Résident MB	Total
Choices / Options choisies	To view your receipt, you can find it under My
1 st / 1 ^{er} M1	
2 nd / 2 ^e M7	
3 rd / 3 ^e M5	
Group members / Membres du groupe	
Pair 1 Paire 1 A P	Pair 2 Paire 2 P P
P A	M P
View Application	

If you have any further questions, please email elicensing@gov.mb.ca

