

# MANITOBA E-licensing



## How to Purchase a Timber Permit

1. Go to [www.manitobaelicensing.ca](http://www.manitobaelicensing.ca) and sign in.



### Park Vehicle Permit

Choose the park vehicle permit that best fits your visit and enjoy the outdoors.

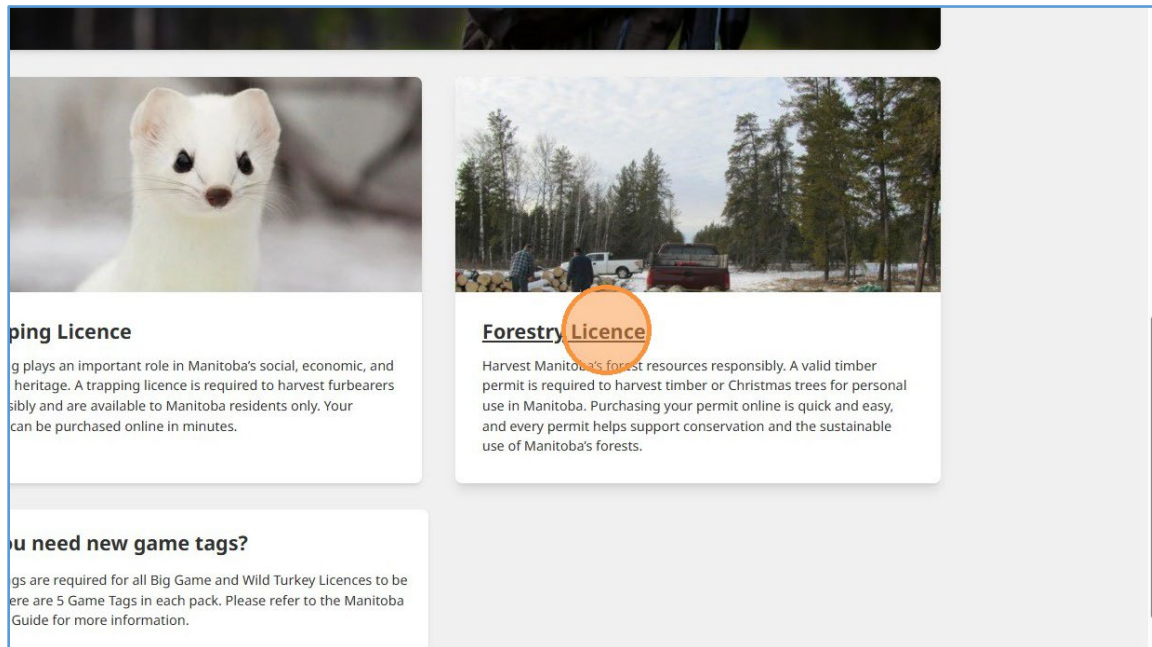


# MANITOBA E-licensing

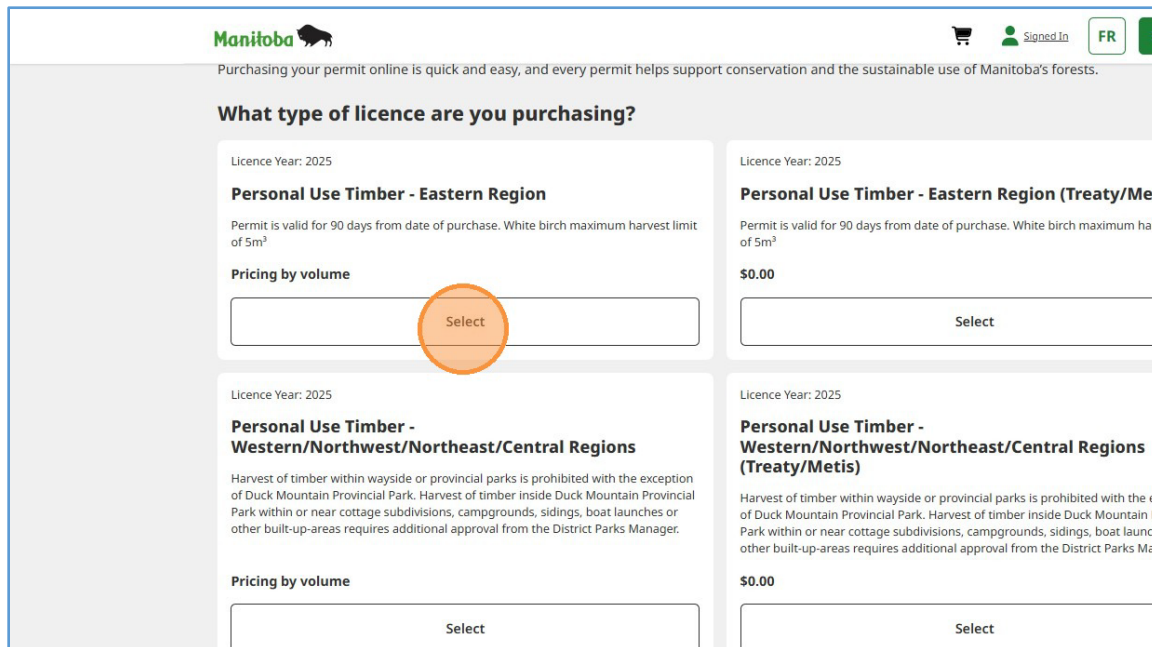


## How to Purchase a Timber Permit

2. On the home screen, scroll down and click "Forestry Licence".



3. Review the options available and select the appropriate licence for your region.



# MANITOBA E-licensing



## How to Purchase a Timber Permit

**Note:** This screen only appears for Treaty/Métis permits.

If you are purchasing a Treaty/Métis permit, please fill out the appropriate fields and click "continue".

For Status Number, you can choose to enter your Status Number or select the check box attesting that you have your Treaty/Métis # Information.

### Personal Information

Personal Use Timber - Eastern Region (Treaty/Metis)

<b>Email</b>	<b>Customer ID</b>
<input type="text"/>	<input type="text"/>
<b>Recognized Status</b> (Required)	<b>Status Number</b> ⓘ
<input type="text"/>	<input type="text"/>
	<input checked="" type="checkbox"/> Attest: I have my Treaty/Metis # Information
<b>Primary Phone Number</b> (Required) Format: 123-123-1234	<b>Alternate Phone Number</b> (Optional) Format: 123-123-1234
<input type="text"/>	<input type="text"/>



# MANITOBA E-licensing



## How to Purchase a Timber Permit

4. Select the Designated Cutting Area you are requesting.

Forestry Licences

### Personal Use Timber - Eastern Region

Valid for 90 days from date of purchase. White birch maximum harvest limit of 25 cubic metres.

Use the map to find all of the Designated Cutting Areas:

- [North and South Whiteshell \(.PDF\)](#)
- [West and Pine Falls, including Selkirk \(.PDF\)](#)
- [Sprague \(.PDF\)](#)

Volume based on a fixed volume of timber as follows:	Price
25 cubic metres / 1 cord	\$25.50
50 cubic metres / 2 cords	\$30.75
75 cubic metres / 4 cords	\$41.25
100 cubic metres / 6 cords	\$51.75
125 cubic metres / 8 cords	\$62.25
150 cubic metres / 10 cords	\$72.75

Provide the volume (cu.m) by Species Group for its Intended Use.

**Designated Cutting Area (Required)**

Select designated cutting area

**Timber Volume (cu.m) (Required)**

Please specify the maximum timber volume you would like to harvest. Each household may harvest up to 25 cubic metres of timber within a single fiscal year, which runs from April 1 to March 31, across all personal timber products.

Select max timber volume

5. Select the Timber Volume you are requesting.

Forestry Licences

### Personal Use Timber - Eastern Region

Valid for 90 days from date of purchase. White birch maximum harvest limit of 25 cubic metres.

Use the map to find all of the Designated Cutting Areas:

- [North and South Whiteshell \(.PDF\)](#)
- [West and Pine Falls, including Selkirk \(.PDF\)](#)
- [Sprague \(.PDF\)](#)

Volume based on a fixed volume of timber as follows:	Price
25 cubic metres / 1 cord	\$25.50
50 cubic metres / 2 cords	\$30.75
75 cubic metres / 4 cords	\$41.25
100 cubic metres / 6 cords	\$51.75
125 cubic metres / 8 cords	\$62.25
150 cubic metres / 10 cords	\$72.75

Provide the volume (cu.m) by Species Group for its Intended Use.

**Designated Cutting Area (Required)**

DCA-100

**Timber Volume (cu.m) (Required)**

Please specify the maximum timber volume you would like to harvest. Each household may harvest up to 25 cubic metres of timber within a single fiscal year, which runs from April 1 to March 31, across all personal timber products.

Select max timber volume

- 2.5 cubic metres / 1 cord
- 5 cubic metres / 2 cords
- 10 cubic metres / 4 cords
- 15 cubic metres / 6 cords

Use

Softwood

Hardwood

# MANITOBA E-licensing



## How to Purchase a Timber Permit

6. Select the volume by species you require.

The total for this must match the Timber Volume you selected above.

2.5 cubic metres / 1 cord	\$25.50
5 cubic metres / 2 cords	\$30.75
10 cubic metres / 4 cords	\$41.25
15 cubic metres / 6 cords	\$51.75
20 cubic metres / 8 cords	\$62.25
25 cubic metres / 10 cords	\$72.75

Please provide the volume (cu.m) by Species Group for its Intended Use.

Intended Use	Softwood			Hardwood		
Fuelwood	-	0	+	-	0	+
Lumber	-	0	+	-	0	+
Post and Rails	-	0	+	-	0	+
Total						QTY Remaining 2.5

[Add to Cart](#)



# MANITOBA E-licensing



## How to Purchase a Timber Permit

7. Click "Add to Cart".

metres / 6 cords	\$51.75
metres / 8 cords	\$62.25
metres / 10 cords	\$72.75

Provide the volume (cu.m) by Species Group for its Intended Use.

Use	Softwood	Hardwood
	<input type="text" value="2.5"/>	<input type="text" value="0"/>
	<input type="text" value="0"/>	<input type="text" value="0"/>
ails	<input type="text" value="0"/>	<input type="text" value="0"/>

QTY Remaining  
0

[Add to Cart](#)

[Disclaimer](#) [Copyright](#) [Privacy](#)

[f](#) [in](#) [X](#) [v](#)

8. Review the details of your cart, then click "Continue to Checkout".

### Shopping Cart

#### Licences and permits

<b>Commercial Use Timber - Eastern Region</b>	
Application fee ⓘ	\$25.50
	\$0.00
From Jan 20, 2026	
To Apr 19, 2026	
Per Volume	2.5 cubic metres / 1 cord
<a href="#">Remove</a>	


#### Order summary

<b>Licences and permits (1)</b>	\$25.50
Subtotal (Includes GST)	\$25.50
<b>Total</b>	<b>\$25.50</b>

[Continue to Checkout](#)





[Continue Shopping](#)

# MANITOBA E-licensing




## How to Purchase a Timber Permit

9. Review and update your mailing details, as necessary. When complete, click "Confirm mailing details".

Manitoba  information site. 1   Signed In FR  Menu

### 1 Mailing details

**First Name** (Required)  **Last Name** (Required)

 Verify that your mailing address below is correct.

**Mailing Address** (Optional)

**Country** (Required)

**Street Address** (Required)  **City** (Required)

**Province/State** (Required)  **Postal/ZIP** (Required)

**Primary Phone Number** (Optional)


### 2 Billing details

# MANITOBA E-licensing



## How to Purchase a Timber Permit

10. Review and update your Billing details as necessary. You may click the check box to use your mailing details if they are the same as your billing details.

**Manitoba** 

Your transactions are protected with industry-standard encryption to keep your information safe.

[Back to Shopping Cart](#)

**Mailing details** [Edit](#)

**2 Billing details**

Use my mailing details for my billing details.

**First Name (Required)**

**Last Name (Required)**

**Country (Required)**  
Canada

**Street Address (Required)**

**City (Required)**

**Province/State (Required)**


**Postal/ZIP (Required)**





# MANITOBA E-licensing



## How to Purchase a Timber Permit

11. Click "I understand the terms and policies related to this purchase. I accept responsibility for any errors and agree to pay all applicable fees and penalties."  
When complete, click "Confirm billing details."

Manitoba 

  Signed In  FR  Menu

Street Address (Required) City (Required)

Province/State (Required) Postal/ZIP (Required)

Primary Phone Number (Optional)





I understand the [terms and policies](#) related to this purchase. I accept responsibility for any errors and agree to pay all applicable fees and penalties. \*

Confirm billing details

3 Card details

Accessibility Disclaimer Copyright Privacy

© 2026 Manitoba Government

# MANITOBA E-licensing



## How to Purchase a Timber Permit

12. Enter your card details.  
When complete, click "Pay".

### 3 Card details

**Payment Method**

Cardholder Name

Card Number

MM/YY  CVV

---

Total **\$25.50**

Back

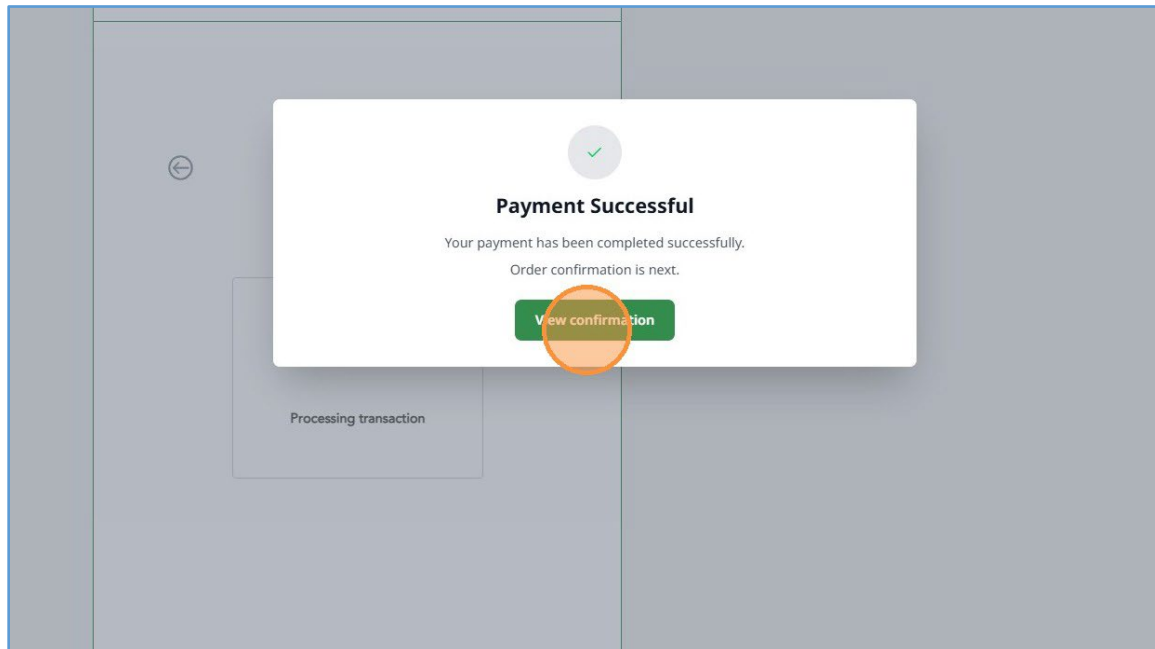


# MANITOBA E-licensing



## How to Purchase a Timber Permit

13. The "Payment Successful" screen is displayed. Click "View Confirmation".



# MANITOBA E-licensing



## How to Purchase a Timber Permit

14. Review the information displayed to ensure it is correct, then click "View Licence (.PDF)" to download your Licence.

The screenshot shows a purchase confirmation page for a timber permit. The page includes a header with the Manitoba logo, a shopping cart icon, a 'Signed In' status, a language selector set to 'FR', and a 'Menu' button. The main content area is titled 'Thank you for your purchase' and displays the following information:

- Personal Use Timber - Eastern Region**
- Permit ID: [Redacted]
- Issued Date / Date de délivrance: **JAN 20, 2026 | 20 janvier 2026**
- Expiry Date / Date d'expiration: **APR 19, 2026 | 19 avril 2026**
- Residency / Résidence: **MB Resident | Résident MB**
- Timber Volume / Volume de bois: **2.5 cubic metres / 1 cord | 2.5 cubic metres / 1 cord**

To the right, a 'Subtotal (1 item)' table shows:

Receipt Number	1001712
Personal Use Timber - Eastern Region	\$ 25.50
Transaction Fee	\$ 0.00
Subtotal	\$ 25.50 (inc. GST)
<b>Total</b>	<b>\$ 25.50 CAD</b>

A prominent green button labeled 'View Licence (.PDF)' with a download icon is highlighted with an orange circle. The footer contains links for Accessibility, Disclaimer, Copyright, and Privacy, along with social media icons for Facebook, LinkedIn, X, and YouTube, and the copyright notice '© 2026 Manitoba Government'.

If you have any further questions, please email [elicensing@gov.mb.ca](mailto:elicensing@gov.mb.ca)