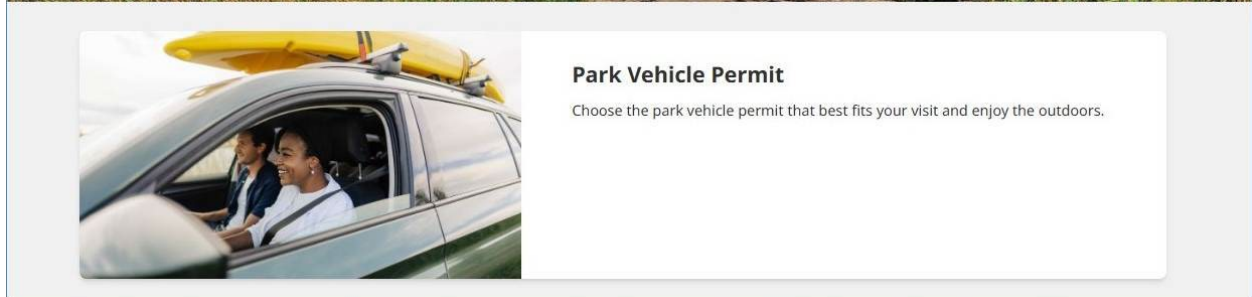



MANITOBA E-licensing

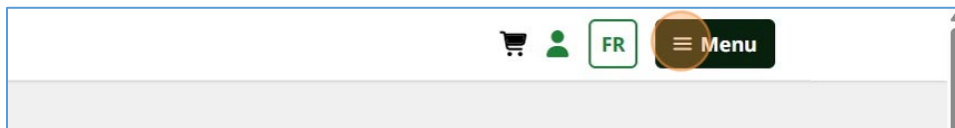


How to purchase a Park Vehicle Permit

1. Go to www.manitobaelicensing.ca and login to your profile.



2. Click "Menu"

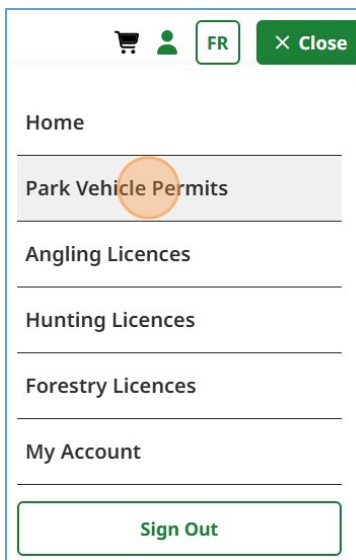


MANITOBA E-licensing



How to purchase a Park Vehicle Permit

3. Click "Park Vehicle Permits" Alternatively, you may also select Park Vehicle Permit from the available options on the home screen.



4. Select the Park Vehicle Permit you require.

Note: Annual Park or Bus Permits allow you to enter up to two licence plates for two separate vehicles. This option is not available for Casual or Daily permits.

Park Permits

Get your annual or daily park vehicle permit for convenient access to all parks

What type of licence are you purchasing?

<p>Licence Year: 2025</p> <h4>Annual Park Vehicle Permit</h4> <p>Park vehicle permit must be displayed and is only valid for the licence plate(s) and dates listed. Licence Plate Numbers on the Permit must match those on the Vehicle. An annual permit is valid from May 1 of the licence year to the following April 30. Permit is non-refundable.</p> <p>\$44.50</p> <p>Select</p>	<p>Licence Year: 2025</p> <h4>Casual Park Vehicle Permit (3-day)</h4> <p>Park vehicle permit is only valid for the licence plate and dates listed. Licence plate on permit must match licence plate on vehicle. Permit is non-refundable.</p> <p>\$16.50</p> <p>Select</p>
--	---

MANITOBA E-licensing



How to purchase a Park Vehicle Permit

5. Fill in your Personal Information (this screen will not include phone number information for casual and daily permits).

Screenshot of the Manitoba E-licensing 'Personal Information' form for an Annual Park Vehicle Permit. The form includes fields for Email, First Name (Required), Last Name (Required), Licence Plate (Required), Province/State (Required), Primary Phone Number (Optional), and Alternate Phone Number (Optional). There is a checkbox for 'Use Mobile Phone' and two buttons: 'Add to Cart' and 'Buy Now'.

6. Click either the "Add to Cart" if you intend to make additional purchases, or "Buy Now" if you have no other purchases.
For the purposes of this example, we will click the "Buy Now" button.

Close-up screenshot of the 'Alternate Phone Number (Optional)' field and 'Add to Cart'/'Buy Now' buttons. The 'Buy Now' button is highlighted with a gold border.

7. If you would like to make a contribution to the Fish and Wildlife Enhancement Fund, enter a custom amount in the field or select one of the proposed options.

MANITOBA E-licensing



How to purchase a Park Vehicle Permit

Manitoba

FR Menu

Checkout

After your transaction is complete, a receipt with your payment, billing, and order details will be emailed to [redacted].

Would you like to contribute?

Fish and wildlife enhancement fund

Your contribution will support projects, programs and studies designed to help ensure that Manitoba fisheries and wildlife resources remain healthy...
[Show more](#)

Amount
Min \$1

I consent to the release of my contact information, including my name, mailing address and e-mail address, to The Winnipeg Foundation for the purposes of issuing a charitable tax receipt for all contributions of \$10.00 or more

Your order

1 item

Annual Park Vehicle Permit

Price	\$40.00
Transaction fee	\$4.50

Licensed for 2025
Valid From Dec 10, 2025
Valid To Apr 30, 2026

Subtotal (Includes GST)	\$40.00
Total Transaction Fees	\$4.50
Total	\$44.50

All sales are final and non-refundable

Payment Details

Your transactions are protected with industry-standard encryption to keep your information safe.

8. Scroll down and enter your Payment Details.

Manitoba

Payment Details

Your transactions are protected with industry-standard encryption to keep your information safe.

1 Mailing details


First Name (Required)	Last Name (Required)
<input type="text"/>	<input type="text"/>
Country (Required)	
Select a Country	
Street Address (Required)	City (Required)
<input type="text"/>	<input type="text"/>
Province/State (Required)	Postal/ZIP (Required)
<input type="text"/>	<input type="text"/>
Primary Phone Number (Optional)	
<input type="text"/>	

MANITOBA E-licensing



How to purchase a Park Vehicle Permit

9. Click "Confirm Mailing Details"

Manitoba 

Payment Details

Your transactions are protected with industry-standard encryption to keep your information safe.

1 Mailing details

First Name (Required) **Last Name (Required)**

Country (Required)
Select a Country

Street Address (Required) **City (Required)**

Province/State (Required) **Postal/ZIP (Required)**

Primary Phone Number (Optional)

[Confirm Mailing Details](#)

1. Enter your billing details as necessary. You may click the check box to use your mailing details if they are the same as your billing details.

Mailing details [Edit](#)

2 Billing details

Use my mailing details for my billing details.

First Name (Required) **Last Name (Required)**

Country (Required)
Select a Country

Street Address (Required) **City (Required)**

Province/State (Required) **Postal/ZIP (Required)**

Primary Phone Number (Optional)

MANITOBA E-licensing



How to purchase a Park Vehicle Permit

10. Click the "I understand the terms and policies related to this purchase. I accept responsibility for any errors and agree to pay all applicable fees and penalties." field.

Manitoba

Country (Required)

Street Address (Required) City (Required)

Province/State (Required) Postal/ZIP (Required)

Primary Phone Number (Optional)

I understand the terms and policies related to this purchase. I accept responsibility for any errors and agree to pay all applicable fees and penalties.

Confirm Billing Details

3 Card details

11. Click "Confirm Billing Details"

Manitoba

Country (Required)

Street Address (Required) City (Required)

Province/State (Required) Postal/ZIP (Required)

Primary Phone Number (Optional)

I understand the terms and policies related to this purchase. I accept responsibility for any errors and agree to pay all applicable fees and penalties.

Confirm Billing Details

3 Card details

MANITOBA E-licensing



How to purchase a Park Vehicle Permit

12. Enter your credit card payment details.

A screenshot of a payment details form. It has three sections: 'Mailing details' with a green checkmark and an 'Edit' link; 'Billing details' with a green checkmark and an 'Edit' link; and 'Card details' with a '3' in a circle. Under 'Card details', there is a 'Payment Method' section with 'Cardholder Name' and 'Card Number' input fields. The 'Card Number' field has a small orange circle on the right side.

13. Click the "Pay" Button.

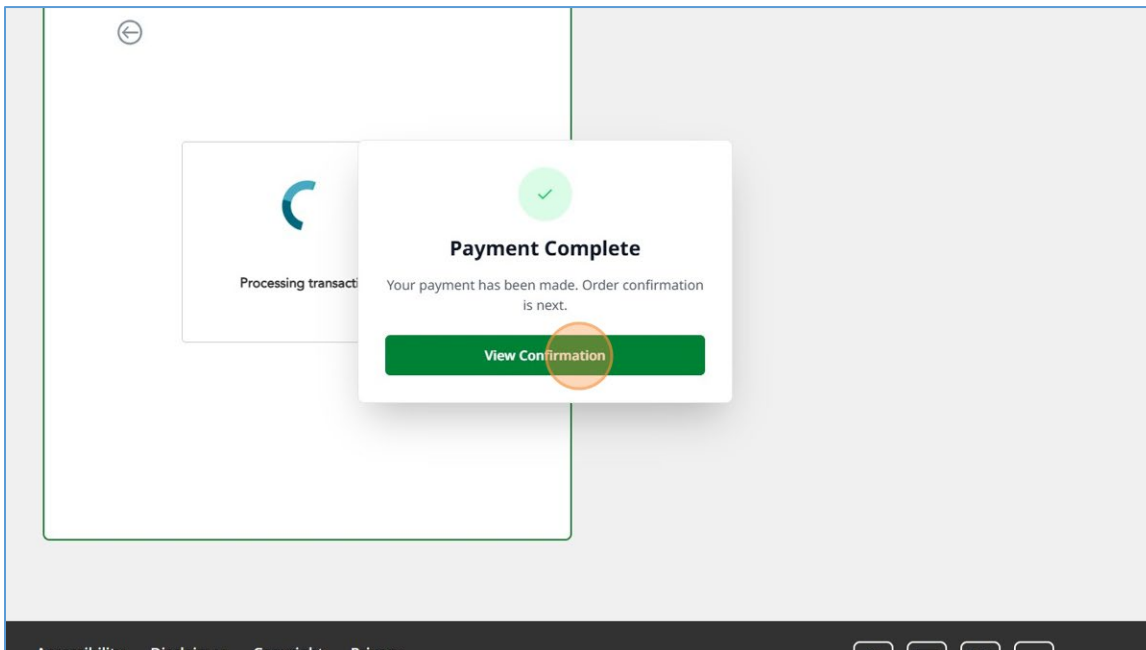
A screenshot of a payment confirmation screen. It has two input fields for 'MM/YY' and 'CW ?'. Below them is a horizontal line. To the right of the line, it says 'Total \$44.50'. Below that is a 'Back' link. At the bottom is a large green button with a white 'Pay' label and a small orange circle on the right side.

MANITOBA E-licensing

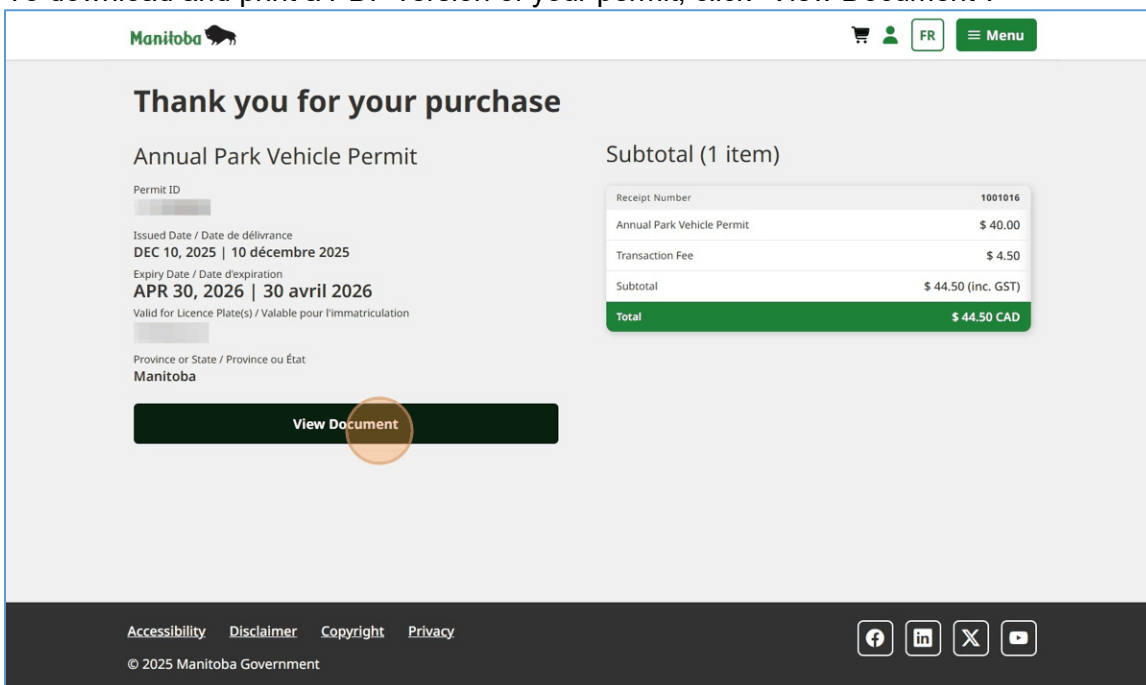


How to purchase a Park Vehicle Permit

14. If payment is successful, the payment confirmation screen is displayed. Click "View Confirmation".



15. Your Park Vehicle Permit purchase is now complete. To download and print a PDF version of your permit, click "View Document".




MANITOBA E-licensing



How to purchase a Park Vehicle Permit

16. The downloaded permit will open in the default program on your computer. You may now print this permit on your connected printer.

Note: The printed permit must be displayed prominently in your vehicle window any time you visit one of Manitoba's Provincial Parks.



If you have any further questions, please email licensing@gov.mb.ca