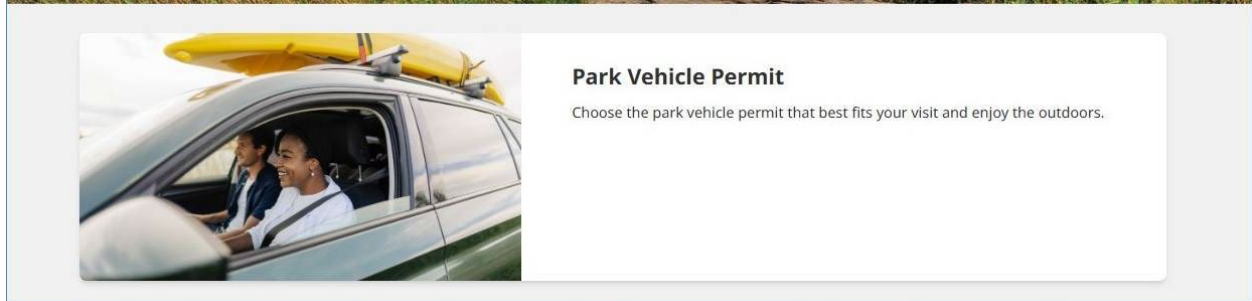


# MANITOBA E-licensing




## How to reset a Password

1. Go to [www.manitobaelicensing.ca](http://www.manitobaelicensing.ca)



2. Click "Menu"



# MANITOBA E-licensing

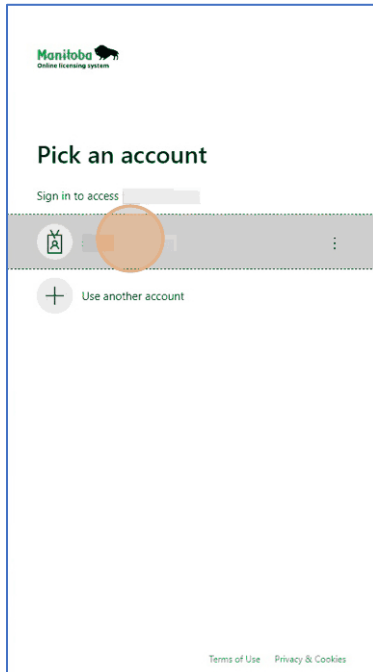


## How to reset a Password

3. Click "Sign In"



4. Click Your email address or, alternatively, click "Use Another Account".



# MANITOBA E-licensing



## How to reset a Password

5. If needed, enter your email address.

Manitoba Online Licensing System

### Sign In

Sign in to Manitoba eLicensing to access your account.

No account? Create one

[Back](#) [Next](#)

[Terms of Use](#) [Privacy & Cookies](#)

6. Click "Next"

Manitoba Online Licensing System

### Sign In

Sign in to Manitoba eLicensing to access your account.

No account? Create one

[Back](#) [Next](#)

[Terms of Use](#) [Privacy & Cookies](#)

# MANITOBA E-licensing



## How to reset a Password

7. Click "Forgot Password?"

Manitoba Online Licensing System

←

### Enter password

We couldn't find an account with this email address or password.

password

[Forgot Password?](#)

Sign in

[Terms of Use](#) [Privacy & Cookies](#)

8. Enter the code sent to your email address.

Manitoba Online Licensing System

←

### Enter code

Enter the code we just sent to sheilah@restall.ca to reset your password.

Next

[Terms of Use](#) [Privacy & Cookies](#)

# MANITOBA E-licensing



## How to reset a Password

9. Click "Next"

Screenshot of the Manitoba Online Licensing System 'Enter code' page. The page features the Manitoba logo and 'Online Licensing System' text. Below is a back arrow, the heading 'Enter code', and a message: 'Enter the code we just sent to sheilah@restall.ca to reset your password.' A text input field contains a blurred code. A green 'Next' button is highlighted with an orange circle. At the bottom, there are links for 'Terms of Use' and 'Privacy & Cookies'.

10. Click the "New password" field and enter your new password.

Screenshot of the Manitoba Online Licensing System 'Update your password' page. The page features the Manitoba logo and 'Online Licensing System' text. Below is a back arrow, the heading 'Update your password', and a message: 'Use 6 characters or more. Your password is case-sensitive.' There are two text input fields: 'New password' and 'Confirm password'. A green 'Reset password' button is highlighted with an orange circle. At the bottom, there are links for 'Terms of Use' and 'Privacy & Cookies'.

# MANITOBA E-licensing



## How to reset a Password

11. Click the "Re-enter password" field and re-enter the password.

Manitoba Online licensing system

### Set Password

We just need a little more information to set up your account.

Password  
\*\*\*\*\*

Re-enter password  
\*\*\*\*\*

Cancel Next

12. Click "Next"

Manitoba Online licensing system

### Set Password

We just need a little more information to set up your account.

Password  
\*\*\*\*\*

Re-enter password  
\*\*\*\*\*

Cancel Next

# MANITOBA E-licensing

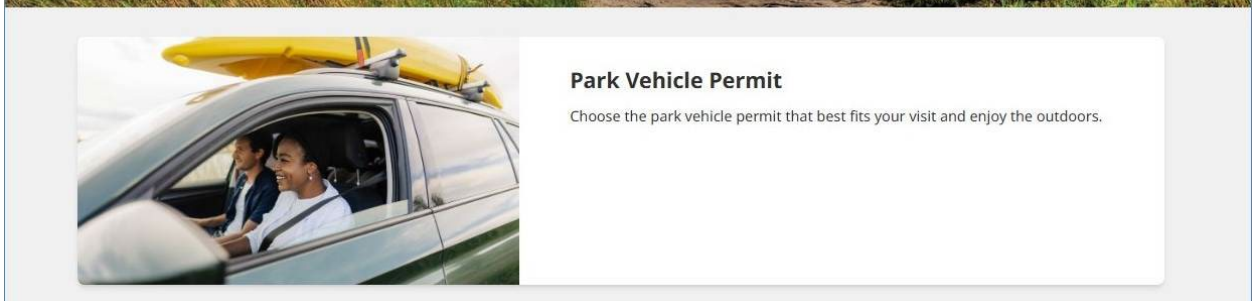



## How to reset a Password

13. Choose if you want to stay signed in on your device and click the appropriate button.

A screenshot of the Manitoba Online Licensing System interface. At the top left is the Manitoba logo and 'Online Licensing System'. Below it is a 'Stay signed in?' section with the text 'Do this to reduce the number of times you are asked to sign in.' and a checkbox labeled 'Don't show this again'. There are two buttons: 'No' (highlighted with an orange circle) and 'Yes'. At the bottom are links for 'Terms of Use' and 'Privacy & Cookies'.

14. You are now signed in to the customer portal and will be directed to the home screen. You may now purchase the desired permit(s) and/or licence(s).



If you have any further questions, please email [elicensing@gov.mb.ca](mailto:elicensing@gov.mb.ca)