


MANITOBA E-licensing



How to view and update your profile

1. Go to www.manitobaelicensing.ca and login to your profile.

Welcome to the Manitoba government e-licensing website for the purchase of your hunting and fishing licences, forestry and park vehicle permits and short-term snopasses.

[Learn More](#)

Park Vehicle Permit

Choose the park vehicle permit that best fits your visit and enjoy the outdoors.

2. Click "Menu"


Manitoba

elcome
offers the most diverse fishing,
and park experiences in North
or those who enjoy the great

[Learn More](#)

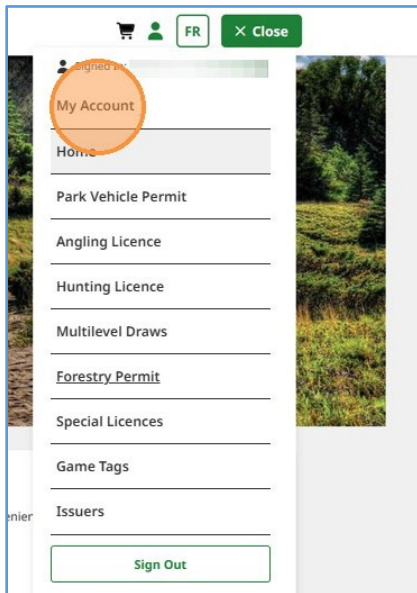


MANITOBA E-licensing



How to view and update your profile

3. Click "My Account"



4. Update the relevant fields for your profile.

My Account

My Account Details
Manage your personal information

My Orders & Licences
permits, licences and Applications

My Priority Levels
Track draw status

You can choose to add your information here. Some details are optional now but may be required when purchasing licences or permits. After purchase, some fields may be locked and only accessible to administrators for editing. You can contact Customer Support at 1-877-880-1203 to make changes to these fields.

[Manitoba eLicensing Privacy Notice](#) [Open More](#)

Customer ID **Email**

First Name **Middle Name (Optional)** **Last Name**

Date of Birth
Date Format: DD/MM/YYYY

Residency
We use this to confirm your licence eligibility and fees.

Residency Status (Optional)

Contact Details
We use this to contact you about your licences or applications.

Primary Phone Number (Optional) **Alternate Phone Number (Optional)**

Mailing Address
We send your licences and permits to this address.

Street Address (Optional)

City (Optional) **Province/State (Optional)**



How to view and update your profile

5. When you are done updating your information, click "Save"

A screenshot of the Manitoba E-licensing profile update form. The form is titled "Education" and includes a note: "Some hunting licences require proof of education." Below this, there is a text input field for "Hunter Education Number (Optional)". Underneath are two dropdown menus: "Country (Optional)" with "Canada" selected, and "Province/State (Optional)" with "Alberta" selected. The next section is "Status Identification" with the instruction: "If you hold Treaty or Métis status, enter your details here." This section contains two dropdown menus: "Recognized Status (Optional)" and "Status Number (Optional)". A prominent orange "Save" button is located at the bottom right of the form area. At the bottom of the page, there are links for "Disclaimer", "Copyright", and "Privacy", along with social media icons for Facebook, LinkedIn, X, and YouTube, and the text "Manitoba Government".

If you have any further questions, please email elicensing@gov.mb.ca

