

Alternate formats available.

## NON-REPRESENTED YEAR 2 SALARY SCHEDULE

Effective 2024 03 23 through 2025 03 21

ADMIN ASSIST MIN	61,051	63,378	65,496	67,955	70,546	73,194	75,009	76,541	78,073			
ATM	2,340.30	2,429.48	2,510.68	2,604.93	2,704.25	2,805.75	2,875.35	2,934.08	2,992.80			
	32.28	33.51	34.63	35.93	37.30	38.70	39.66	40.47	41.28			
ADMIN ASSIST PREMIER	76,390	79,321	82,385	85,506	89,062	92,674	94,981	96,911	98,840			
ATP	2,928.28	3,040.65	3,158.10	3,277.73	3,414.03	3,552.50	3,640.95	3,714.90	3,788.85			
	40.39	41.94	43.56	45.21	47.09	49.00	50.22	51.24	52.26			
ADMIN SECTY DEP MIN	54,621	56,191	57,742	59,255	60,919	62,773	64,342	65,610	66,914			
AYD	2,093.80	2,153.98	2,213.43	2,271.43	2,335.23	2,406.28	2,466.45	2,515.03	2,565.05			
	28.88	29.71	30.53	31.33	32.21	33.19	34.02	34.69	35.38			
ASSESSMENT OFFICER 6	76,390	79,321	82,385	85,506	89,062	92,674	96,627	99,029	101,053	103,076		
A6S	2,928.28	3,040.65	3,158.10	3,277.73	3,414.03	3,552.50	3,704.03	3,796.10	3,873.68	3,951.25		
	40.39	41.94	43.56	45.21	47.09	49.00	51.09	52.36	53.43	54.50		
ASSESSMENT OFFICER 7	79,321	82,385	85,506	89,062	92,674	96,627	100,807	103,322	105,403	107,502		
A7S	3,040.65	3,158.10	3,277.73	3,414.03	3,552.50	3,704.03	3,864.25	3,960.68	4,040.43	4,120.90		
	41.94	43.56	45.21	47.09	49.00	51.09	53.30	54.63	55.73	56.84		
CHIEF VETERINARY OFFICER	115,408	119,833	124,845	130,084	135,550	141,375	147,598	153,915	157,603	161,555	164,790	168,081
VT6	4,423.95	4,593.60	4,785.73	4,986.55	5,196.08	5,419.38	5,657.90	5,900.05	6,041.43	6,192.95	6,316.93	6,443.08
	61.02	63.36	66.01	68.78	71.67	74.75	78.04	81.38	83.33	85.42	87.13	88.87
CLERK COUNT CRT WPG	75,161	78,111	81,175	84,390	87,832	90,858	93,128	94,963	96,854			
CCW	2,881.15	2,994.25	3,111.70	3,234.95	3,366.90	3,482.90	3,569.90	3,640.23	3,712.73			
	39.74	41.30	42.92	44.62	46.44	48.04	49.24	50.21	51.21			


denotes 20 years


denotes 25 years

Alternate formats available.

**Effective 2024 03 23 through 2025 03 21**

CORRECTIONS DEPUTY SUP DU1	92,882 3,560.48 49.11	96,268 3,690.25 50.90	99,653 3,820.03 52.69	103,436 3,965.03 54.69	107,086 4,104.95 56.62	111,020 4,255.75 58.70	113,800 4,362.33 60.17	116,070 4,449.33 61.37	118,396 4,538.50 62.60		
CORRECTIONS DEPUTY SUP DU2	94,641 3,627.90 50.04	98,783 3,786.68 52.23	103,038 3,949.80 54.48	107,521 4,121.63 56.85	112,192 4,300.70 59.32	117,129 4,489.93 61.93	120,060 4,602.30 63.48	122,462 4,694.38 64.75	124,921 4,788.63 66.05		
CORRECTIONS SUPT 1 SU1	99,199 3,802.63 52.45	103,247 3,957.78 54.59	107,597 4,124.53 56.89	112,306 4,305.05 59.38	116,921 4,481.95 61.82	121,838 4,670.45 64.42	124,902 4,787.90 66.04	127,398 4,883.60 67.36	129,952 4,981.48 68.71		
CORRECTIONS SUPT 2 SU2	108,939 4,176.00 57.60	112,873 4,326.80 59.68	116,864 4,479.78 61.79	121,063 4,640.73 64.01	125,583 4,814.00 66.40	130,160 4,989.45 68.82	133,413 5,114.15 70.54	136,098 5,217.10 71.96	138,822 5,321.50 73.40		
EXECUTIVE ASSISTANT EXA	65,477 2,509.95 34.62	67,425 2,584.63 35.65	69,487 2,663.65 36.74	71,548 2,742.68 37.83	73,742 2,826.78 38.99	75,917 2,910.15 40.14	77,827 2,983.38 41.15	79,397 3,043.55 41.98	80,986 3,104.45 42.82		
EXECUTIVE ASSISTANT TO THE MINISTER	65,477 2,509.95 34.62	67,425 2,584.63 35.65	69,487 2,663.65 36.74	71,548 2,742.68 37.83	73,742 2,826.78 38.99	75,917 2,910.15 40.14	78,206 2,997.88 41.35	80,154 3,072.55 42.38	81,799 3,135.63 43.25	83,444 3,198.70 44.12	
FINANCIAL OFFICER 6 FI6	81,724 3,132.73 43.21	84,863 3,253.08 44.87	88,116 3,377.78 46.59	91,710 3,515.53 48.49	95,454 3,659.08 50.47	99,558 3,816.40 52.64	103,852 3,980.98 54.91	106,462 4,081.03 56.29	108,599 4,162.95 57.42	110,774 4,246.33 58.57	
FINANCIAL OFFICER 7 FI7	88,116 3,377.78 46.59	91,710 3,515.53 48.49	95,454 3,659.08 50.47	99,558 3,816.40 52.64	103,852 3,980.98 54.91	108,372 4,154.25 57.30	113,081 4,334.78 59.79	118,055 4,525.45 62.42	121,006 4,638.55 63.98	123,465 4,732.80 65.28	125,942 4,827.78 66.59
HLTH SOC DEV SPEC 7 HS7	85,260 3,268.30 45.08	88,494 3,392.28 46.79	92,258 3,536.55 48.78	96,116 3,684.45 50.82	100,183 3,840.33 52.97	104,457 4,004.18 55.23	107,048 4,103.50 56.60	109,223 4,186.88 57.75	111,417 4,270.98 58.91		


 denotes 20 years


 denotes 25 years

Alternate formats available.

**Effective 2024 03 23 through 2025 03 21**

HOSPITAL ADMIN 1 HA1	82,385 3,158.10 43.56	85,506 3,277.73 45.21	89,062 3,414.03 47.09	92,674 3,552.50 49.00	96,627 3,704.03 51.09	100,807 3,864.25 53.30	103,322 3,960.68 54.63	105,403 4,040.43 55.73	107,502 4,120.90 56.84		
HOSPITAL ADMIN 2 HA2	92,674 3,552.50 49.00	96,627 3,704.03 51.09	100,807 3,864.25 53.30	105,195 4,032.45 55.62	109,771 4,207.90 58.04	114,670 4,395.68 60.63	117,545 4,505.88 62.15	119,852 4,594.33 63.37	122,254 4,686.40 64.64		
INFO TECHNOLOGIST 5 IS5	86,811 3,327.75 45.90	90,215 3,458.25 47.70	93,790 3,595.28 49.59	97,346 3,731.58 51.47	101,488 3,890.35 53.66	105,743 4,053.48 55.91	110,188 4,223.85 58.26	114,935 4,405.83 60.77	117,810 4,516.03 62.29	120,117 4,604.48 63.51	122,519 4,696.55 64.78
INFO TECHNOLOGIST 6 IS6	93,790 3,595.28 49.59	97,346 3,731.58 51.47	101,488 3,890.35 53.66	105,743 4,053.48 55.91	110,188 4,223.85 58.26	114,935 4,405.83 60.77	119,966 4,598.68 63.43	126,037 4,831.40 66.64	129,195 4,952.48 68.31	131,768 5,051.08 69.67	134,396 5,151.85 71.06
JUDICIAL ASSISTANT 2 JA2	55,907 2,143.10 29.56	57,836 2,217.05 30.58	59,992 2,299.70 31.72	62,186 2,383.80 32.88	64,475 2,471.53 34.09	66,934 2,565.78 35.39	68,598 2,629.58 36.27	70,035 2,684.68 37.03	71,435 2,738.33 37.77		
JUDICIAL ASSISTANT 3 JA3	61,051 2,340.30 32.28	63,378 2,429.48 33.51	65,496 2,510.68 34.63	67,955 2,604.93 35.93	70,546 2,704.25 37.30	73,194 2,805.75 38.70	75,009 2,875.35 39.66	76,541 2,934.08 40.47	78,073 2,992.80 41.28		
MECH SUPVR WPG MSW	62,186 2,383.80 32.88	64,475 2,471.53 34.09	66,934 2,565.78 35.39	69,317 2,657.13 36.65	72,134 2,765.15 38.14	74,631 2,860.85 39.46	76,484 2,931.90 40.44	77,998 2,989.90 41.24	79,548 3,049.35 42.06		
MUNICIPAL SERV OFF MSO	82,385 3,158.10 43.56	85,506 3,277.73 45.21	89,062 3,414.03 47.09	92,674 3,552.50 49.00	96,627 3,704.03 51.09	100,807 3,864.25 53.30	103,322 3,960.68 54.63	105,403 4,040.43 55.73	107,502 4,120.90 56.84		
NURSE 4 NN4	78,338 3,002.95 41.42	81,459 3,122.58 43.07	84,523 3,240.03 44.69	87,832 3,366.90 46.44	91,407 3,503.93 48.33	94,944 3,639.50 50.20	99,275 3,805.53 52.49	101,771 3,901.23 53.81	103,814 3,979.53 54.89	105,894 4,059.28 55.99	


 denotes 20 years


 denotes 25 years

Alternate formats available.

Effective 2024 03 23 through 2025 03 21

NURSE 5	81,459	84,523	87,832	91,407	94,944	100,183	104,684	107,313	109,450	111,644		
NN5	3,122.58	3,240.03	3,366.90	3,503.93	3,639.50	3,840.33	4,012.88	4,113.65	4,195.58	4,279.68		
	43.07	44.69	46.44	48.33	50.20	52.97	55.35	56.74	57.87	59.03		
NURSE INS MEN HTH 4	64,569	66,839	69,184	71,700	74,499	77,354	80,078	83,123	86,376	88,532	90,310	92,126
NM4	2,475.15	2,562.15	2,652.05	2,748.48	2,855.78	2,965.25	3,069.65	3,186.38	3,311.08	3,393.73	3,461.88	3,531.48
	34.14	35.34	36.58	37.91	39.39	40.90	42.34	43.95	45.67	46.81	47.75	48.71
PLANNER 6	96,627	100,807	105,195	109,771	114,670	119,568	122,557	124,978	127,474			
LP6	3,704.03	3,864.25	4,032.45	4,207.90	4,395.68	4,583.45	4,698.00	4,790.80	4,886.50			
	51.09	53.30	55.62	58.04	60.63	63.22	64.80	66.08	67.40			
PROBATION PROG/AREA	83,671	86,906	90,386	93,866	97,781	101,847	104,400	106,500	108,637			
DIRECTOR	3,207.40	3,331.38	3,464.78	3,598.18	3,748.25	3,904.13	4,002.00	4,082.48	4,164.40			
	44.24	45.95	47.79	49.63	51.70	53.85	55.20	56.31	57.44			
PROFESSIONAL OFF 1	51,330	53,089	54,924	56,872	58,839	61,070	63,416	65,004	66,290	67,614		
P1	1,967.65	2,035.08	2,105.40	2,180.08	2,255.48	2,341.03	2,430.93	2,491.83	2,541.13	2,591.88		
	27.14	28.07	29.04	30.07	31.11	32.29	33.53	34.37	35.05	35.75		
PROFESSIONAL OFF 2	58,839	61,070	63,416	65,818	68,220	70,924	72,702	74,139	75,614			
P2	2,255.48	2,341.03	2,430.93	2,523.00	2,615.08	2,718.75	2,786.90	2,842.00	2,898.55			
	31.11	32.29	33.53	34.80	36.07	37.50	38.44	39.20	39.98			
PROFESSIONAL OFF 3	66,952	69,430	72,078	74,839	77,752	80,797	82,820	84,466	86,149			
P3	2,566.50	2,661.48	2,762.98	2,868.83	2,980.48	3,097.20	3,174.78	3,237.85	3,302.38			
	35.40	36.71	38.11	39.57	41.11	42.72	43.79	44.66	45.55			
PROFESSIONAL OFF 4	69,751	72,475	75,161	78,111	81,175	84,390	86,508	88,267	90,026			
P4	2,673.80	2,778.20	2,881.15	2,994.25	3,111.70	3,234.95	3,316.15	3,383.58	3,451.00			
	36.88	38.32	39.74	41.30	42.92	44.62	45.74	46.67	47.60			
PROFESSIONAL OFF 5	72,475	75,161	78,111	81,175	84,390	87,832	90,026	91,823	93,658			
P5	2,778.20	2,881.15	2,994.25	3,111.70	3,234.95	3,366.90	3,451.00	3,519.88	3,590.20			
	38.32	39.74	41.30	42.92	44.62	46.44	47.60	48.55	49.52			


 denotes 20 years


 denotes 25 years

Alternate formats available.

**Effective 2024 03 23 through 2025 03 21**

PROFESSIONAL OFF 6	76,390	79,321	82,385	85,506	89,062	92,674	94,981	96,911	98,840
P6	2,928.28	3,040.65	3,158.10	3,277.73	3,414.03	3,552.50	3,640.95	3,714.90	3,788.85
	40.39	41.94	43.56	45.21	47.09	49.00	50.22	51.24	52.26
PROFESSIONAL OFF 7	79,321	82,385	85,506	89,062	92,674	96,627	99,029	101,053	103,076
P7	3,040.65	3,158.10	3,277.73	3,414.03	3,552.50	3,704.03	3,796.10	3,873.68	3,951.25
	41.94	43.56	45.21	47.09	49.00	51.09	52.36	53.43	54.50
PROFESSIONAL OFF 8	82,385	85,506	89,062	92,674	96,627	100,807	103,322	105,403	107,502
P8	3,158.10	3,277.73	3,414.03	3,552.50	3,704.03	3,864.25	3,960.68	4,040.43	4,120.90
	43.56	45.21	47.09	49.00	51.09	53.30	54.63	55.73	56.84
PROFESSIONAL OFF 9	85,506	89,062	92,674	96,627	100,807	105,195	107,824	110,017	112,211
P9	3,277.73	3,414.03	3,552.50	3,704.03	3,864.25	4,032.45	4,133.23	4,217.33	4,301.43
	45.21	47.09	49.00	51.09	53.30	55.62	57.01	58.17	59.33
PROFESSIONAL OFF10	92,674	96,627	100,807	105,195	109,771	114,670	117,545	119,852	122,254
P10	3,552.50	3,704.03	3,864.25	4,032.45	4,207.90	4,395.68	4,505.88	4,594.33	4,686.40
	49.00	51.09	53.30	55.62	58.04	60.63	62.15	63.37	64.64
REGISTER RECRD LIBR	55,907	57,874	60,068	62,224	64,626	67,009	68,674	70,111	71,510
RLI	2,143.10	2,218.50	2,302.60	2,385.25	2,477.33	2,568.68	2,632.48	2,687.58	2,741.23
	29.56	30.60	31.76	32.90	34.17	35.43	36.31	37.07	37.81
REGISTRAR COURT APP	68,068	70,773	73,421	76,333	79,284	82,385	84,428	86,168	87,889
RCA	2,609.28	2,712.95	2,814.45	2,926.10	3,039.20	3,158.10	3,236.40	3,303.10	3,369.08
	35.99	37.42	38.82	40.36	41.92	43.56	44.64	45.56	46.47
SPEC ASST PREMIER	83,955	87,303	90,821	94,755	98,783	102,944	105,497	107,615	109,771
SAP	3,218.28	3,346.60	3,481.45	3,632.25	3,786.68	3,946.18	4,044.05	4,125.25	4,207.90
	44.39	46.16	48.02	50.10	52.23	54.43	55.78	56.90	58.04
SPECIAL ASSISTANT	69,827	72,607	75,388	78,244	80,191	81,837	83,482		
SPA	2,676.70	2,783.28	2,889.85	2,999.33	3,074.00	3,137.08	3,200.15		
	36.92	38.39	39.86	41.37	42.40	43.27	44.14		


 denotes 20 years


 denotes 25 years

Alternate formats available.

**Effective 2024 03 23 through 2025 03 21**

SPECIAL ASST TO THE MIN	79,530	81,913	84,334	86,868	89,516	92,182	95,057	97,421	99,369	101,355
SPM	3,048.63	3,139.98	3,232.78	3,329.93	3,431.43	3,533.65	3,643.85	3,734.48	3,809.15	3,885.28
	42.05	43.31	44.59	45.93	47.33	48.74	50.26	51.51	52.54	53.59
SPVR MUNICIPAL ACCT	82,385	85,506	89,062	92,674	96,627	100,807	105,195	107,824	110,017	112,211
SMP	3,158.10	3,277.73	3,414.03	3,552.50	3,704.03	3,864.25	4,032.45	4,133.23	4,217.33	4,301.43
	43.56	45.21	47.09	49.00	51.09	53.30	55.62	57.01	58.17	59.33

 denotes 20 years

 denotes 25 years