



Alternate formats available.

EXECUTIVE YEAR 3 SALARY SCHEDULE

Effective 2025 03 22 through 2026 03 20

DEPUTY MINISTER 1	136,420	141,243	146,463	151,929	157,527	163,541	167,608	170,899	174,303
DR1	5,229.43	5,414.30	5,614.40	5,823.93	6,038.53	6,269.08	6,424.95	6,551.10	6,681.60
	72.13	74.68	77.44	80.33	83.29	86.47	88.62	90.36	92.16
DEPUTY MINISTER 2	146,463	151,929	157,527	163,541	169,839	176,535	180,942	184,554	188,242
DR2	5,614.40	5,823.93	6,038.53	6,269.08	6,510.50	6,767.15	6,936.08	7,074.55	7,215.93
	77.44	80.33	83.29	86.47	89.80	93.34	95.67	97.58	99.53
DEPUTY MINISTER 3	169,839	176,535	183,079	190,095	197,377	204,961	210,086	214,304	218,597
DR3	6,510.50	6,767.15	7,018.00	7,286.98	7,566.10	7,856.83	8,053.30	8,214.98	8,379.55
	89.80	93.34	96.80	100.51	104.36	108.37	111.08	113.31	115.58
EXECUTIVE OFFICER 1	122,462	126,888	131,748	136,420	141,243	146,463	150,113	153,158	156,222
EX1	4,694.38	4,864.03	5,050.35	5,229.43	5,414.30	5,614.40	5,754.33	5,871.05	5,988.50
	64.75	67.09	69.66	72.13	74.68	77.44	79.37	80.98	82.60
EXECUTIVE OFFICER 2	131,748	136,420	141,243	146,463	151,929	157,527	161,480	164,695	167,986
EX2	5,050.35	5,229.43	5,414.30	5,614.40	5,823.93	6,038.53	6,190.05	6,313.30	6,439.45
	69.66	72.13	74.68	77.44	80.33	83.29	85.38	87.08	88.82
EXECUTIVE OFFICER 3	136,420	141,243	146,463	151,929	157,527	163,541	167,608	170,899	174,303
EX3	5,229.43	5,414.30	5,614.40	5,823.93	6,038.53	6,269.08	6,424.95	6,551.10	6,681.60
	72.13	74.68	77.44	80.33	83.29	86.47	88.62	90.36	92.16


 denotes 20 years


 denotes 25 years

Alternate formats available.

Effective 2025 03 22 through 2026 03 20

SENIOR MANAGER 1 XM1	102,168 3,916.45 54.02	106,348 4,076.68 56.23	110,831 4,248.50 58.60	115,672 4,434.10 61.16	120,420 4,616.08 63.67	125,488 4,810.38 66.35	128,647 4,931.45 68.02	131,219 5,030.05 69.38	133,848 5,130.83 70.77
SENIOR MANAGER 2 XM2	110,150 4,222.40 58.24	114,235 4,379.00 60.40	118,339 4,536.33 62.57	122,462 4,694.38 64.75	126,888 4,864.03 67.09	131,748 5,050.35 69.66	135,058 5,177.23 71.41	137,706 5,278.73 72.81	140,448 5,383.85 74.26
SENIOR MANAGER 3 XM3	114,235 4,379.00 60.40	118,339 4,536.33 62.57	122,462 4,694.38 64.75	126,888 4,864.03 67.09	131,748 5,050.35 69.66	136,420 5,229.43 72.13	139,824 5,359.93 73.93	142,661 5,468.68 75.43	145,498 5,577.43 76.93
SENIOR OFFICER 1 SF1	102,168 3,916.45 54.02	106,348 4,076.68 56.23	110,831 4,248.50 58.60	115,672 4,434.10 61.16	120,420 4,616.08 63.67	125,488 4,810.38 66.35	128,647 4,931.45 68.02	131,219 5,030.05 69.38	133,848 5,130.83 70.77
SENIOR OFFICER 2 SF2	106,121 4,067.98 56.11	110,150 4,222.40 58.24	114,235 4,379.00 60.40	118,339 4,536.33 62.57	122,462 4,694.38 64.75	126,888 4,864.03 67.09	130,084 4,986.55 68.78	132,694 5,086.60 70.16	135,342 5,188.10 71.56
SENIOR OFFICER 3 SF3	110,150 4,222.40 58.24	114,235 4,379.00 60.40	118,339 4,536.33 62.57	122,462 4,694.38 64.75	126,888 4,864.03 67.09	131,748 5,050.35 69.66	135,058 5,177.23 71.41	137,706 5,278.73 72.81	140,448 5,383.85 74.26
SENIOR OFFICER 4 SF4	122,462 4,694.38 64.75	126,888 4,864.03 67.09	131,748 5,050.35 69.66	136,420 5,229.43 72.13	139,824 5,359.93 73.93	142,661 5,468.68 75.43	145,498 5,577.43 76.93		



 denotes 20 years

 denotes 25 years

Alternate formats available.

Effective 2025 03 22 through 2026 03 20



SENIOR OFFICER 5 SF5	126,888 4,864.03 67.09	131,748 5,050.35 69.66	136,420 5,229.43 72.13	141,243 5,414.30 74.68	146,463 5,614.40 77.44	151,929 5,823.93 80.33	155,730 5,969.65 82.34	158,813 6,087.83 83.97	161,972 6,208.90 85.64
SENIOR OFFICER 6 SF6	131,748 5,050.35 69.66	136,420 5,229.43 72.13	141,243 5,414.30 74.68	146,463 5,614.40 77.44	151,929 5,823.93 80.33	157,527 6,038.53 83.29	161,480 6,190.05 85.38	164,695 6,313.30 87.08	167,986 6,439.45 88.82
SENIOR OFFICER 7 SF7	141,243 5,414.30 74.68	146,463 5,614.40 77.44	151,929 5,823.93 80.33	157,527 6,038.53 83.29	163,541 6,269.08 86.47	169,839 6,510.50 89.80	174,076 6,672.90 92.04	177,537 6,805.58 93.87	181,093 6,941.88 95.75
SENIOR OFFICER 8 SF8	163,541 6,269.08 86.47	169,839 6,510.50 89.80	176,535 6,767.15 93.34	183,079 7,018.00 96.80	190,095 7,286.98 100.51	197,377 7,566.10 104.36	202,332 7,756.05 106.98	206,342 7,909.75 109.10	210,465 8,067.80 111.28
SR ENGINEERING MANAGER EM1	110,528 4,236.90 58.44	115,029 4,409.45 60.82	119,909 4,596.50 63.40	125,072 4,794.43 66.13	130,292 4,994.53 68.89	135,777 5,204.78 71.79	139,162 5,334.55 73.58	141,962 5,441.85 75.06	144,799 5,550.60 76.56
SR ENGINEERING MANAGER EM2	119,209 4,569.68 63.03	123,559 4,736.43 65.33	127,947 4,904.63 67.65	132,467 5,077.90 70.04	137,309 5,263.50 72.60	142,491 5,462.15 75.34	146,066 5,599.18 77.23	148,978 5,710.83 78.77	151,967 5,825.38 80.35
SR ENGINEERING MANAGER EM3	123,559 4,736.43 65.33	127,947 4,904.63 67.65	132,467 5,077.90 70.04	137,309 5,263.50 72.60	142,491 5,462.15 75.34	147,560 5,656.45 78.02	151,248 5,797.83 79.97	154,255 5,913.10 81.56	157,319 6,030.55 83.18

 denotes 20 years
 denotes 25 years

Alternate formats available.

Effective 2025 03 22 through 2026 03 20

SR LEGAL OFFICER 1 LE1	152,175 5,833.35 80.46	157,735 6,046.50 83.40	163,333 6,261.10 86.36	168,308 6,451.78 88.99	172,525 6,613.45 91.22	175,967 6,745.40 93.04	179,485 6,880.25 94.90		
SR LEGAL OFFICER 2 LE2	163,239 6,257.48 86.31	169,064 6,480.78 89.39	174,114 6,674.35 92.06	179,277 6,872.28 94.79	183,759 7,044.10 97.16	187,542 7,189.10 99.16	191,306 7,333.38 101.15		
SR LEGAL OFFICER 3 LE3	168,951 6,476.43 89.33	174,984 6,707.70 92.52	180,261 6,909.98 95.31	185,651 7,116.60 98.16	190,285 7,294.23 100.61	194,143 7,442.13 102.65	198,020 7,590.75 104.70		
SR LEGAL OFFICER 4 LE4	174,889 6,704.08 92.47	181,093 6,941.88 95.75	186,502 7,149.23 98.61	192,100 7,363.83 101.57	196,904 7,547.98 104.11	200,838 7,698.78 106.19	204,848 7,852.48 108.31		
SR MEDICAL OFFICER 1 MX1	217,898 8,352.73 115.21	222,380 8,524.55 117.58	227,108 8,705.80 120.08	231,912 8,889.95 122.62	236,773 9,076.28 125.19	241,747 9,266.95 127.82	247,799 9,498.95 131.02	252,717 9,687.45 133.62	257,766 9,881.03 136.29
SR MEDICAL OFFICER 2 MX2	225,501 8,644.18 119.23	230,248 8,826.15 121.74	235,090 9,011.75 124.30	241,747 9,266.95 127.82	245,019 9,392.38 129.55	250,201 9,591.03 132.29	256,461 9,831.00 135.60	261,606 10,028.20 138.32	266,845 10,229.03 141.09

 denotes 20 years
 denotes 25 years