

Alternate formats available.

NON-REPRESENTED YEAR 3 SALARY SCHEDULE

Effective 2025 03 22 through 2026 03 20

ADMIN ASSIST MIN	62,886	65,288	67,463	69,997	72,664	75,388	77,260	78,830	80,418			
ATM	2,410.63	2,502.70	2,586.08	2,683.23	2,785.45	2,889.85	2,961.63	3,021.80	3,082.70			
	33.25	34.52	35.67	37.01	38.42	39.86	40.85	41.68	42.52			
ADMIN ASSIST PREMIER	78,678	81,704	84,863	88,078	91,728	95,454	97,837	99,823	101,809			
ATP	3,016.00	3,132.00	3,253.08	3,376.33	3,516.25	3,659.08	3,750.43	3,826.55	3,902.68			
	41.60	43.20	44.87	46.57	48.50	50.47	51.73	52.78	53.83			
ADMIN SECTY DEP MIN	56,267	57,874	59,482	61,033	62,754	64,664	66,271	67,577	68,919			
AYD	2,156.88	2,218.50	2,280.13	2,339.58	2,405.55	2,478.78	2,540.40	2,590.43	2,641.90			
	29.75	30.60	31.45	32.27	33.18	34.19	35.04	35.73	36.44			
ASSESSMENT OFFICER 6	78,678	81,704	84,863	88,078	91,728	95,454	99,521	101,998	104,079	106,178		
A6S	3,016.00	3,132.00	3,253.08	3,376.33	3,516.25	3,659.08	3,814.95	3,909.93	3,989.68	4,070.15		
	41.60	43.20	44.87	46.57	48.50	50.47	52.62	53.93	55.03	56.14		
ASSESSMENT OFFICER 7	81,704	84,863	88,078	91,728	95,454	99,521	103,833	106,424	108,561	110,736		
A7S	3,132.00	3,253.08	3,376.33	3,516.25	3,659.08	3,814.95	3,980.25	4,079.58	4,161.50	4,244.88		
	43.20	44.87	46.57	48.50	50.47	52.62	54.90	56.27	57.40	58.55		
CHIEF VETERINARY OFFICER	118,869	123,427	128,590	133,980	139,616	145,612	152,023	158,529	162,331	166,397	169,726	173,130
VT6	4,556.63	4,731.35	4,929.28	5,135.90	5,351.95	5,581.78	5,827.55	6,076.95	6,222.68	6,378.55	6,506.15	6,636.65
	62.85	65.26	67.99	70.84	73.82	76.99	80.38	83.82	85.83	87.98	89.74	91.54
CLERK COUNT CRT WPG	77,411	80,456	83,615	86,924	90,461	93,582	95,927	97,818	99,767			
CCW	2,967.43	3,084.15	3,205.23	3,332.10	3,467.68	3,587.30	3,677.20	3,749.70	3,824.38			
	40.93	42.54	44.21	45.96	47.83	49.48	50.72	51.72	52.75			


denotes 20 years


denotes 25 years

Alternate formats available.

Effective 2025 03 22 through 2026 03 20

CORRECTIONS DEPUTY SUP DU1	95,662 3,667.05 50.58	99,161 3,801.18 52.43	102,641 3,934.58 54.27	106,537 4,083.93 56.33	110,301 4,228.20 58.32	114,348 4,383.35 60.46	117,223 4,493.55 61.98	119,550 4,582.73 63.21	121,952 4,674.80 64.48		
CORRECTIONS DEPUTY SUP DU2	97,478 3,736.65 51.54	101,752 3,900.50 53.80	106,121 4,067.98 56.11	110,755 4,245.60 58.56	115,559 4,429.75 61.10	120,647 4,624.78 63.79	123,654 4,740.05 65.38	126,131 4,835.03 66.69	128,666 4,932.18 68.03		
CORRECTIONS SUPT 1 SU1	102,168 3,916.45 54.02	106,348 4,076.68 56.23	110,831 4,248.50 58.60	115,672 4,434.10 61.16	120,420 4,616.08 63.67	125,488 4,810.38 66.35	128,647 4,931.45 68.02	131,219 5,030.05 69.38	133,848 5,130.83 70.77		
CORRECTIONS SUPT 2 SU2	112,211 4,301.43 59.33	116,259 4,456.58 61.47	120,363 4,613.90 63.64	124,694 4,779.93 65.93	129,347 4,958.28 68.39	134,056 5,138.80 70.88	137,422 5,267.85 72.66	140,184 5,373.70 74.12	142,983 5,481.00 75.60		
EXECUTIVE ASSISTANT EXA	67,444 2,585.35 35.66	69,449 2,662.20 36.72	71,567 2,743.40 37.84	73,685 2,824.60 38.96	75,955 2,911.60 40.16	78,187 2,997.15 41.34	80,154 3,072.55 42.38	81,780 3,134.90 43.24	83,407 3,197.25 44.10		
EXECUTIVE ASSISTANT TO THE MINISTER	67,444 2,585.35 35.66	69,449 2,662.20 36.72	71,567 2,743.40 37.84	73,685 2,824.60 38.96	75,955 2,911.60 40.16	78,187 2,997.15 41.34	80,551 3,087.78 42.59	82,556 3,164.63 43.65	84,258 3,229.88 44.55	85,941 3,294.40 45.44	
FINANCIAL OFFICER 6 FI6	84,182 3,226.98 44.51	87,416 3,350.95 46.22	90,764 3,479.28 47.99	94,452 3,620.65 49.94	98,310 3,768.55 51.98	102,547 3,930.95 54.22	106,972 4,100.60 56.56	109,658 4,203.55 57.98	111,852 4,287.65 59.14	114,103 4,373.93 60.33	
FINANCIAL OFFICER 7 FI7	90,764 3,479.28 47.99	94,452 3,620.65 49.94	98,310 3,768.55 51.98	102,547 3,930.95 54.22	106,972 4,100.60 56.56	111,625 4,278.95 59.02	116,467 4,464.55 61.58	121,592 4,661.03 64.29	124,637 4,777.75 65.90	127,172 4,874.90 67.24	129,725 4,972.78 68.59
HLTH SOC DEV SPEC 7 HS7	87,814 3,366.18 46.43	91,142 3,493.78 48.19	95,019 3,642.40 50.24	98,991 3,794.65 52.34	103,190 3,955.60 54.56	107,597 4,124.53 56.89	110,263 4,226.75 58.30	112,495 4,312.30 59.48	114,765 4,399.30 60.68		


 denotes 20 years


 denotes 25 years

Alternate formats available.

Effective 2025 03 22 through 2026 03 20

HOSPITAL ADMIN 1 HA1	84,863 3,253.08 44.87	88,078 3,376.33 46.57	91,728 3,516.25 48.50	95,454 3,659.08 50.47	99,521 3,814.95 52.62	103,833 3,980.25 54.90	106,424 4,079.58 56.27	108,561 4,161.50 57.40	110,736 4,244.88 58.55		
HOSPITAL ADMIN 2 HA2	95,454 3,659.08 50.47	99,521 3,814.95 52.62	103,833 3,980.25 54.90	108,353 4,153.53 57.29	113,062 4,334.05 59.78	118,112 4,527.63 62.45	121,063 4,640.73 64.01	123,446 4,732.08 65.27	125,923 4,827.05 66.58		
INFO TECHNOLOGIST 5 IS5	89,421 3,427.80 47.28	92,920 3,561.93 49.13	96,608 3,703.30 51.08	100,258 3,843.23 53.01	104,533 4,007.08 55.27	108,921 4,175.28 57.59	113,497 4,350.73 60.01	118,377 4,537.78 62.59	121,346 4,651.60 64.16	123,729 4,742.95 65.42	126,188 4,837.20 66.72
INFO TECHNOLOGIST 6 IS6	96,608 3,703.30 51.08	100,258 3,843.23 53.01	104,533 4,007.08 55.27	108,921 4,175.28 57.59	113,497 4,350.73 60.01	118,377 4,537.78 62.59	123,559 4,736.43 65.33	129,819 4,976.40 68.64	133,072 5,101.10 70.36	135,720 5,202.60 71.76	138,425 5,306.28 73.19
JUDICIAL ASSISTANT 2 JA2	57,590 2,207.63 30.45	59,576 2,283.75 31.50	61,789 2,368.58 32.67	64,059 2,455.58 33.87	66,404 2,545.48 35.11	68,938 2,642.63 36.45	70,659 2,708.60 37.36	72,134 2,765.15 38.14	73,572 2,820.25 38.90		
JUDICIAL ASSISTANT 3 JA3	62,886 2,410.63 33.25	65,288 2,502.70 34.52	67,463 2,586.08 35.67	69,997 2,683.23 37.01	72,664 2,785.45 38.42	75,388 2,889.85 39.86	77,260 2,961.63 40.85	78,830 3,021.80 41.68	80,418 3,082.70 42.52		
MECH SUPVR WPG MSW	64,059 2,455.58 33.87	66,404 2,545.48 35.11	68,938 2,642.63 36.45	71,397 2,736.88 37.75	74,291 2,847.80 39.28	76,863 2,946.40 40.64	78,773 3,019.63 41.65	80,343 3,079.80 42.48	81,931 3,140.70 43.32		
MUNICIPAL SERV OFF MSO	84,863 3,253.08 44.87	88,078 3,376.33 46.57	91,728 3,516.25 48.50	95,454 3,659.08 50.47	99,521 3,814.95 52.62	103,833 3,980.25 54.90	106,424 4,079.58 56.27	108,561 4,161.50 57.40	110,736 4,244.88 58.55		
NURSE 4 NN4	80,683 3,092.85 42.66	83,898 3,216.10 44.36	87,057 3,337.18 46.03	90,461 3,467.68 47.83	94,149 3,609.05 49.78	97,800 3,748.98 51.71	102,244 3,919.35 54.06	104,816 4,017.95 55.42	106,935 4,099.15 56.54	109,072 4,181.08 57.67	

 denotes 20 years

 denotes 25 years

Alternate formats available.

Effective 2025 03 22 through 2026 03 20

NURSE 5	83,898	87,057	90,461	94,149	97,800	103,190	107,824	110,528	112,741	114,991		
NN5	3,216.10	3,337.18	3,467.68	3,609.05	3,748.98	3,955.60	4,133.23	4,236.90	4,321.73	4,408.00		
	44.36	46.03	47.83	49.78	51.71	54.56	57.01	58.44	59.61	60.80		
NURSE INS MEN HTH 4	66,498	68,844	71,264	73,856	76,730	79,681	82,480	85,620	88,967	91,180	93,015	94,887
NM4	2,549.10	2,639.00	2,731.80	2,831.13	2,941.33	3,054.43	3,161.73	3,282.08	3,410.40	3,495.23	3,565.55	3,637.33
	35.16	36.40	37.68	39.05	40.57	42.13	43.61	45.27	47.04	48.21	49.18	50.17
PLANNER 6	99,521	103,833	108,353	113,062	118,112	123,162	126,226	128,722	131,295			
LP6	3,814.95	3,980.25	4,153.53	4,334.05	4,527.63	4,721.20	4,838.65	4,934.35	5,032.95			
	52.62	54.90	57.29	59.78	62.45	65.12	66.74	68.06	69.42			
PROBATION PROG/AREA	86,187	89,516	93,090	96,684	100,712	104,911	107,540	109,696	111,890			
DIRECTOR	3,303.83	3,431.43	3,568.45	3,706.20	3,860.63	4,021.58	4,122.35	4,205.00	4,289.10			
	45.57	47.33	49.22	51.12	53.25	55.47	56.86	58.00	59.16			
PROFESSIONAL OFF 1	52,862	54,678	56,569	58,574	60,597	62,905	65,326	66,952	68,276	69,638		
P1	2,026.38	2,095.98	2,168.48	2,245.33	2,322.90	2,411.35	2,504.15	2,566.50	2,617.25	2,669.45		
	27.95	28.91	29.91	30.97	32.04	33.26	34.54	35.40	36.10	36.82		
PROFESSIONAL OFF 2	60,597	62,905	65,326	67,784	70,262	73,061	74,877	76,371	77,884			
P2	2,322.90	2,411.35	2,504.15	2,598.40	2,693.38	2,800.68	2,870.28	2,927.55	2,985.55			
	32.04	33.26	34.54	35.84	37.15	38.63	39.59	40.38	41.18			
PROFESSIONAL OFF 3	68,957	71,510	74,234	77,090	80,078	83,218	85,298	87,000	88,740			
P3	2,643.35	2,741.23	2,845.63	2,955.10	3,069.65	3,190.00	3,269.75	3,335.00	3,401.70			
	36.46	37.81	39.25	40.76	42.34	44.00	45.10	46.00	46.92			
PROFESSIONAL OFF 4	71,851	74,650	77,411	80,456	83,615	86,924	89,100	90,915	92,731			
P4	2,754.28	2,861.58	2,967.43	3,084.15	3,205.23	3,332.10	3,415.48	3,485.08	3,554.68			
	37.99	39.47	40.93	42.54	44.21	45.96	47.11	48.07	49.03			
PROFESSIONAL OFF 5	74,650	77,411	80,456	83,615	86,924	90,461	92,731	94,584	96,476			
P5	2,861.58	2,967.43	3,084.15	3,205.23	3,332.10	3,467.68	3,554.68	3,625.73	3,698.23			
	39.47	40.93	42.54	44.21	45.96	47.83	49.03	50.01	51.01			


denotes 20 years


denotes 25 years

Alternate formats available.

Effective 2025 03 22 through 2026 03 20

PROFESSIONAL OFF 6 P6	78,678 3,016.00 41.60	81,704 3,132.00 43.20	84,863 3,253.08 44.87	88,078 3,376.33 46.57	91,728 3,516.25 48.50	95,454 3,659.08 50.47	97,837 3,750.43 51.73	99,823 3,826.55 52.78	101,809 3,902.68 53.83
PROFESSIONAL OFF 7 P7	81,704 3,132.00 43.20	84,863 3,253.08 44.87	88,078 3,376.33 46.57	91,728 3,516.25 48.50	95,454 3,659.08 50.47	99,521 3,814.95 52.62	101,998 3,909.93 53.93	104,079 3,989.68 55.03	106,178 4,070.15 56.14
PROFESSIONAL OFF 8 P8	84,863 3,253.08 44.87	88,078 3,376.33 46.57	91,728 3,516.25 48.50	95,454 3,659.08 50.47	99,521 3,814.95 52.62	103,833 3,980.25 54.90	106,424 4,079.58 56.27	108,561 4,161.50 57.40	110,736 4,244.88 58.55
PROFESSIONAL OFF 9 P9	88,078 3,376.33 46.57	91,728 3,516.25 48.50	95,454 3,659.08 50.47	99,521 3,814.95 52.62	103,833 3,980.25 54.90	108,353 4,153.53 57.29	111,058 4,257.20 58.72	113,327 4,344.20 59.92	115,578 4,430.48 61.11
PROFESSIONAL OFF10 P10	95,454 3,659.08 50.47	99,521 3,814.95 52.62	103,833 3,980.25 54.90	108,353 4,153.53 57.29	113,062 4,334.05 59.78	118,112 4,527.63 62.45	121,063 4,640.73 64.01	123,446 4,732.08 65.27	125,923 4,827.05 66.58
REGISTER RECRD LIBR RLI	57,590 2,207.63 30.45	59,614 2,285.20 31.52	61,865 2,371.48 32.71	64,097 2,457.03 33.89	66,574 2,552.00 35.20	69,014 2,645.53 36.49	70,735 2,711.50 37.40	72,210 2,768.05 38.18	73,648 2,823.15 38.94
REGISTRAR COURT APP RCA	70,111 2,687.58 37.07	72,891 2,794.15 38.54	75,614 2,898.55 39.98	78,622 3,013.83 41.57	81,667 3,130.55 43.18	84,863 3,253.08 44.87	86,962 3,333.55 45.98	88,759 3,402.43 46.93	90,518 3,469.85 47.86
SPEC ASST PREMIER SAP	86,471 3,314.70 45.72	89,913 3,446.65 47.54	93,544 3,585.85 49.46	97,591 3,741.00 51.60	101,752 3,900.50 53.80	106,027 4,064.35 56.06	108,656 4,165.13 57.45	110,850 4,249.23 58.61	113,062 4,334.05 59.78
SPECIAL ASSISTANT SPA	71,927 2,757.18 38.03	74,782 2,866.65 39.54	77,657 2,976.85 41.06	80,589 3,089.23 42.61	82,594 3,166.08 43.67	84,296 3,231.33 44.57	85,979 3,295.85 45.46		


 denotes 20 years


 denotes 25 years

Alternate formats available.

Effective 2025 03 22 through 2026 03 20

SPECIAL ASST TO THE MIN	81,913	84,371	86,868	89,478	92,201	94,944	97,913	100,353	102,358	104,400
SPM	3,139.98	3,234.23	3,329.93	3,429.98	3,534.38	3,639.50	3,753.33	3,846.85	3,923.70	4,002.00
	43.31	44.61	45.93	47.31	48.75	50.20	51.77	53.06	54.12	55.20
SPVR MUNICIPAL ACCT	84,863	88,078	91,728	95,454	99,521	103,833	108,353	111,058	113,327	115,578
SMP	3,253.08	3,376.33	3,516.25	3,659.08	3,814.95	3,980.25	4,153.53	4,257.20	4,344.20	4,430.48
	44.87	46.57	48.50	50.47	52.62	54.90	57.29	58.72	59.92	61.11

 denotes 20 years

 denotes 25 years