

Alternate formats available.

## NON-REPRESENTED YEAR 4 SALARY SCHEDULE

Effective 2026 03 21 through 2027 03 19

ADMIN ASSIST MIN	64,777	67,255	69,487	72,097	74,839	77,657	79,586	81,194	82,839			
ATM	2,483.13	2,578.10	2,663.65	2,763.70	2,868.83	2,976.85	3,050.80	3,112.43	3,175.50			
	34.25	35.56	36.74	38.12	39.57	41.06	42.08	42.93	43.80			
ADMIN ASSIST PREMIER	81,043	84,163	87,416	90,726	94,490	98,310	100,769	102,811	104,854			
ATP	3,106.63	3,226.25	3,350.95	3,477.83	3,622.10	3,768.55	3,862.80	3,941.10	4,019.40			
	42.85	44.50	46.22	47.97	49.96	51.98	53.28	54.36	55.44			
ADMIN SECTY DEP MIN	57,950	59,614	61,260	62,867	64,645	66,612	68,257	69,600	70,981			
AYD	2,221.40	2,285.20	2,348.28	2,409.90	2,478.05	2,553.45	2,616.53	2,668.00	2,720.93			
	30.64	31.52	32.39	33.24	34.18	35.22	36.09	36.80	37.53			
ASSESSMENT OFFICER 6	81,043	84,163	87,416	90,726	94,490	98,310	102,509	105,062	107,199	109,355		
A6S	3,106.63	3,226.25	3,350.95	3,477.83	3,622.10	3,768.55	3,929.50	4,027.38	4,109.30	4,191.95		
	42.85	44.50	46.22	47.97	49.96	51.98	54.20	55.55	56.68	57.82		
ASSESSMENT OFFICER 7	84,163	87,416	90,726	94,490	98,310	102,509	106,954	109,620	111,814	114,065		
A7S	3,226.25	3,350.95	3,477.83	3,622.10	3,768.55	3,929.50	4,099.88	4,202.10	4,286.20	4,372.48		
	44.50	46.22	47.97	49.96	51.98	54.20	56.55	57.96	59.12	60.31		
CHIEF VETERINARY OFFICER	122,443	127,134	132,448	138,009	143,796	149,981	156,581	163,277	167,192	171,390	174,814	178,332
VT6	4,693.65	4,873.45	5,077.18	5,290.33	5,512.18	5,749.25	6,002.28	6,258.93	6,409.00	6,569.95	6,701.18	6,836.03
	64.74	67.22	70.03	72.97	76.03	79.30	82.79	86.33	88.40	90.62	92.43	94.29
CLERK COUNT CRT WPG	79,738	82,877	86,130	89,534	93,166	96,381	98,802	100,750	102,755			
CCW	3,056.60	3,176.95	3,301.65	3,432.15	3,571.35	3,694.60	3,787.40	3,862.08	3,938.93			
	42.16	43.82	45.54	47.34	49.26	50.96	52.24	53.27	54.33			


denotes 20 years


denotes 25 years

Alternate formats available.

**Effective 2026 03 21 through 2027 03 19**

CORRECTIONS DEPUTY SUP DU1	98,537 3,777.25 52.10	102,131 3,915.00 54.00	105,724 4,052.75 55.90	109,734 4,206.45 58.02	113,611 4,355.08 60.07	117,772 4,514.58 62.27	120,741 4,628.40 63.84	123,143 4,720.48 65.11	125,602 4,814.73 66.41		
CORRECTIONS DEPUTY SUP DU2	100,410 3,849.03 53.09	104,797 4,017.23 55.41	109,299 4,189.78 57.79	114,084 4,373.20 60.32	119,020 4,562.43 62.93	124,259 4,763.25 65.70	127,361 4,882.15 67.34	129,914 4,980.03 68.69	132,524 5,080.08 70.07		
CORRECTIONS SUPT 1 SU1	105,232 4,033.90 55.64	109,545 4,199.20 57.92	114,159 4,376.10 60.36	119,134 4,566.78 62.99	124,032 4,754.55 65.58	129,252 4,954.65 68.34	132,505 5,079.35 70.06	135,153 5,180.85 71.46	137,858 5,284.53 72.89		
CORRECTIONS SUPT 2 SU2	115,578 4,430.48 61.11	119,739 4,589.98 63.31	123,975 4,752.38 65.55	128,439 4,923.48 67.91	133,224 5,106.90 70.44	138,084 5,293.23 73.01	141,545 5,425.90 74.84	144,382 5,534.65 76.34	147,276 5,645.58 77.87		
EXECUTIVE ASSISTANT EXA	69,468 2,662.93 36.73	71,529 2,741.95 37.82	73,723 2,826.05 38.98	75,898 2,909.43 40.13	78,224 2,998.60 41.36	80,532 3,087.05 42.58	82,556 3,164.63 43.65	84,239 3,229.15 44.54	85,903 3,292.95 45.42		
EXECUTIVE ASSISTANT TO THE MINISTER	69,468 2,662.93 36.73	71,529 2,741.95 37.82	73,723 2,826.05 38.98	75,898 2,909.43 40.13	78,224 2,998.60 41.36	80,532 3,087.05 42.58	82,972 3,180.58 43.87	85,033 3,259.60 44.96	86,792 3,327.03 45.89	88,513 3,393.00 46.80	
FINANCIAL OFFICER 6 FI6	86,717 3,324.13 45.85	90,045 3,451.73 47.61	93,487 3,583.68 49.43	97,289 3,729.40 51.44	101,261 3,881.65 53.54	105,630 4,049.13 55.85	110,188 4,223.85 58.26	112,949 4,329.70 59.72	115,200 4,415.98 60.91	117,526 4,505.15 62.14	
FINANCIAL OFFICER 7 FI7	93,487 3,583.68 49.43	97,289 3,729.40 51.44	101,261 3,881.65 53.54	105,630 4,049.13 55.85	110,188 4,223.85 58.26	114,973 4,407.28 60.79	119,966 4,598.68 63.43	125,242 4,800.95 66.22	128,382 4,921.30 67.88	130,992 5,021.35 69.26	133,621 5,122.13 70.65
HLTH SOC DEV SPEC 7 HS7	90,442 3,466.95 47.82	93,885 3,598.90 49.64	97,875 3,751.88 51.75	101,961 3,908.48 53.91	106,291 4,074.50 56.20	110,831 4,248.50 58.60	113,573 4,353.63 60.05	115,861 4,441.35 61.26	118,207 4,531.25 62.50		


 denotes 20 years


 denotes 25 years

Alternate formats available.

**Effective 2026 03 21 through 2027 03 19**

HOSPITAL ADMIN 1 HA1	87,416 3,350.95 46.22	90,726 3,477.83 47.97	94,490 3,622.10 49.96	98,310 3,768.55 51.98	102,509 3,929.50 54.20	106,954 4,099.88 56.55	109,620 4,202.10 57.96	111,814 4,286.20 59.12	114,065 4,372.48 60.31		
HOSPITAL ADMIN 2 HA2	98,310 3,768.55 51.98	102,509 3,929.50 54.20	106,954 4,099.88 56.55	111,606 4,278.23 59.01	116,448 4,463.83 61.57	121,649 4,663.20 64.32	124,694 4,779.93 65.93	127,153 4,874.18 67.23	129,706 4,972.05 68.58		
INFO TECHNOLOGIST 5 IS5	92,107 3,530.75 48.70	95,700 3,668.50 50.60	99,502 3,814.23 52.61	103,265 3,958.50 54.60	107,672 4,127.43 56.93	112,192 4,300.70 59.32	116,902 4,481.23 61.81	121,933 4,674.08 64.47	124,978 4,790.80 66.08	127,436 4,885.05 67.38	129,971 4,982.20 68.72
INFO TECHNOLOGIST 6 IS6	99,502 3,814.23 52.61	103,265 3,958.50 54.60	107,672 4,127.43 56.93	112,192 4,300.70 59.32	116,902 4,481.23 61.81	121,933 4,674.08 64.47	127,266 4,878.53 67.29	133,715 5,125.75 70.70	137,063 5,254.08 72.47	139,787 5,358.48 73.91	142,586 5,465.78 75.39
JUDICIAL ASSISTANT 2 JA2	59,311 2,273.60 31.36	61,373 2,352.63 32.45	63,643 2,439.63 33.65	65,988 2,529.53 34.89	68,390 2,621.60 36.16	71,000 2,721.65 37.54	72,778 2,789.80 38.48	74,291 2,847.80 39.28	75,785 2,905.08 40.07		
JUDICIAL ASSISTANT 3 JA3	64,777 2,483.13 34.25	67,255 2,578.10 35.56	69,487 2,663.65 36.74	72,097 2,763.70 38.12	74,839 2,868.83 39.57	77,657 2,976.85 41.06	79,586 3,050.80 42.08	81,194 3,112.43 42.93	82,839 3,175.50 43.80		
MECH SUPVR WPG MSW	65,988 2,529.53 34.89	68,390 2,621.60 36.16	71,000 2,721.65 37.54	73,534 2,818.80 38.88	76,522 2,933.35 40.46	79,170 3,034.85 41.86	81,137 3,110.25 42.90	82,745 3,171.88 43.75	84,390 3,234.95 44.62		
MUNICIPAL SERV OFF MSO	87,416 3,350.95 46.22	90,726 3,477.83 47.97	94,490 3,622.10 49.96	98,310 3,768.55 51.98	102,509 3,929.50 54.20	106,954 4,099.88 56.55	109,620 4,202.10 57.96	111,814 4,286.20 59.12	114,065 4,372.48 60.31		
NURSE 4 NN4	83,104 3,185.65 43.94	86,414 3,312.53 45.69	89,667 3,437.23 47.41	93,166 3,571.35 49.26	96,967 3,717.08 51.27	100,731 3,861.35 53.26	105,308 4,036.80 55.68	107,956 4,138.30 57.08	110,150 4,222.40 58.24	112,344 4,306.50 59.40	


 denotes 20 years


 denotes 25 years

Alternate formats available.

**Effective 2026 03 21 through 2027 03 19**

NURSE 5	86,414	89,667	93,166	96,967	100,731	106,291	111,058	113,838	116,126	118,434		
NN5	3,312.53	3,437.23	3,571.35	3,717.08	3,861.35	4,074.50	4,257.20	4,363.78	4,451.50	4,539.95		
	45.69	47.41	49.26	51.27	53.26	56.20	58.72	60.19	61.40	62.62		
NURSE INS MEN HTH 4	68,484	70,905	73,402	76,068	79,038	82,064	84,958	88,192	91,634	93,922	95,814	97,743
NM4	2,625.23	2,718.03	2,813.73	2,915.95	3,029.78	3,145.78	3,256.70	3,380.68	3,512.63	3,600.35	3,672.85	3,746.80
	36.21	37.49	38.81	40.22	41.79	43.39	44.92	46.63	48.45	49.66	50.66	51.68
PLANNER 6	102,509	106,954	111,606	116,448	121,649	126,850	130,008	132,581	135,228			
LP6	3,929.50	4,099.88	4,278.23	4,463.83	4,663.20	4,862.58	4,983.65	5,082.25	5,183.75			
	54.20	56.55	59.01	61.57	64.32	67.07	68.74	70.10	71.50			
PROBATION PROG/AREA	88,778	92,201	95,889	99,577	103,738	108,051	110,774	112,987	115,237			
DIRECTOR	3,403.15	3,534.38	3,675.75	3,817.13	3,976.63	4,141.93	4,246.33	4,331.15	4,417.43			
	46.94	48.75	50.70	52.65	54.85	57.13	58.57	59.74	60.93			
PROFESSIONAL OFF 1	54,451	56,323	58,271	60,333	62,413	64,796	67,293	68,957	70,319	71,718		
P1	2,087.28	2,159.05	2,233.73	2,312.75	2,392.50	2,483.85	2,579.55	2,643.35	2,695.55	2,749.20		
	28.79	29.78	30.81	31.90	33.00	34.26	35.58	36.46	37.18	37.92		
PROFESSIONAL OFF 2	62,413	64,796	67,293	69,827	72,361	75,255	77,128	78,660	80,229			
P2	2,392.50	2,483.85	2,579.55	2,676.70	2,773.85	2,884.78	2,956.55	3,015.28	3,075.45			
	33.00	34.26	35.58	36.92	38.26	39.79	40.78	41.59	42.42			
PROFESSIONAL OFF 3	71,019	73,648	76,466	79,397	82,480	85,714	87,851	89,610	91,407			
P3	2,722.38	2,823.15	2,931.18	3,043.55	3,161.73	3,285.70	3,367.63	3,435.05	3,503.93			
	37.55	38.94	40.43	41.98	43.61	45.32	46.45	47.38	48.33			
PROFESSIONAL OFF 4	74,007	76,882	79,738	82,877	86,130	89,534	91,766	93,639	95,511			
P4	2,836.93	2,947.13	3,056.60	3,176.95	3,301.65	3,432.15	3,517.70	3,589.48	3,661.25			
	39.13	40.65	42.16	43.82	45.54	47.34	48.52	49.51	50.50			
PROFESSIONAL OFF 5	76,882	79,738	82,877	86,130	89,534	93,166	95,511	97,421	99,369			
P5	2,947.13	3,056.60	3,176.95	3,301.65	3,432.15	3,571.35	3,661.25	3,734.48	3,809.15			
	40.65	42.16	43.82	45.54	47.34	49.26	50.50	51.51	52.54			


 denotes 20 years


 denotes 25 years

Alternate formats available.

**Effective 2026 03 21 through 2027 03 19**

PROFESSIONAL OFF 6 P6	81,043 3,106.63 42.85	84,163 3,226.25 44.50	87,416 3,350.95 46.22	90,726 3,477.83 47.97	94,490 3,622.10 49.96	98,310 3,768.55 51.98	100,769 3,862.80 53.28	102,811 3,941.10 54.36	104,854 4,019.40 55.44
PROFESSIONAL OFF 7 P7	84,163 3,226.25 44.50	87,416 3,350.95 46.22	90,726 3,477.83 47.97	94,490 3,622.10 49.96	98,310 3,768.55 51.98	102,509 3,929.50 54.20	105,062 4,027.38 55.55	107,199 4,109.30 56.68	109,355 4,191.95 57.82
PROFESSIONAL OFF 8 P8	87,416 3,350.95 46.22	90,726 3,477.83 47.97	94,490 3,622.10 49.96	98,310 3,768.55 51.98	102,509 3,929.50 54.20	106,954 4,099.88 56.55	109,620 4,202.10 57.96	111,814 4,286.20 59.12	114,065 4,372.48 60.31
PROFESSIONAL OFF 9 P9	90,726 3,477.83 47.97	94,490 3,622.10 49.96	98,310 3,768.55 51.98	102,509 3,929.50 54.20	106,954 4,099.88 56.55	111,606 4,278.23 59.01	114,386 4,384.80 60.48	116,731 4,474.70 61.72	119,039 4,563.15 62.94
PROFESSIONAL OFF10 P10	98,310 3,768.55 51.98	102,509 3,929.50 54.20	106,954 4,099.88 56.55	111,606 4,278.23 59.01	116,448 4,463.83 61.57	121,649 4,663.20 64.32	124,694 4,779.93 65.93	127,153 4,874.18 67.23	129,706 4,972.05 68.58
REGISTER RECRD LIBR RLI	59,311 2,273.60 31.36	61,411 2,354.08 32.47	63,718 2,442.53 33.69	66,026 2,530.98 34.91	68,579 2,628.85 36.26	71,075 2,724.55 37.58	72,853 2,792.70 38.52	74,385 2,851.43 39.33	75,860 2,907.98 40.11
REGISTRAR COURT APP RCA	72,210 2,768.05 38.18	75,085 2,878.25 39.70	77,884 2,985.55 41.18	80,986 3,104.45 42.82	84,125 3,224.80 44.48	87,416 3,350.95 46.22	89,572 3,433.60 47.36	91,426 3,504.65 48.34	93,241 3,574.25 49.30
SPEC ASST PREMIER SAP	89,062 3,414.03 47.09	92,617 3,550.33 48.97	96,343 3,693.15 50.94	100,523 3,853.38 53.15	104,797 4,017.23 55.41	109,204 4,186.15 57.74	111,909 4,289.83 59.17	114,178 4,376.83 60.37	116,448 4,463.83 61.57
SPECIAL ASSISTANT SPA	74,083 2,839.83 39.17	77,033 2,952.93 40.73	79,984 3,066.03 42.29	83,010 3,182.03 43.89	85,071 3,261.05 44.98	86,830 3,328.48 45.91	88,551 3,394.45 46.82		


 denotes 20 years


 denotes 25 years

Alternate formats available.

**Effective 2026 03 21 through 2027 03 19**

SPECIAL ASST TO THE MIN	84,371	86,906	89,478	92,164	94,963	97,800	100,845	103,360	105,421	107,540
SPM	3,234.23	3,331.38	3,429.98	3,532.93	3,640.23	3,748.98	3,865.70	3,962.13	4,041.15	4,122.35
	44.61	45.95	47.31	48.73	50.21	51.71	53.32	54.65	55.74	56.86
SPVR MUNICIPAL ACCT	87,416	90,726	94,490	98,310	102,509	106,954	111,606	114,386	116,731	119,039
SMP	3,350.95	3,477.83	3,622.10	3,768.55	3,929.50	4,099.88	4,278.23	4,384.80	4,474.70	4,563.15
	46.22	47.97	49.96	51.98	54.20	56.55	59.01	60.48	61.72	62.94

 denotes 20 years

 denotes 25 years