

Alternate formats available.

## ADMIN COMPONENT YEAR 1 SALARY SCHEDULE

Effective 2023 10 07 through 2024 03 22

ADMIN ANALYST	64,342	67,104	69,638	72,229	74,971	77,998	80,986	83,010	84,693
AAN	2,466.45	2,572.30	2,669.45	2,768.78	2,873.90	2,989.90	3,104.45	3,182.03	3,246.55
	34.02	35.48	36.82	38.19	39.64	41.24	42.82	43.89	44.78
ADMIN OFFICER 1	52,900	54,394	56,040	57,798	59,917	62,111	63,661	65,004	
AO1	2,027.83	2,085.10	2,148.18	2,215.60	2,296.80	2,380.90	2,440.35	2,491.83	
	27.97	28.76	29.63	30.56	31.68	32.84	33.66	34.37	
ADMIN OFFICER 2	58,839	61,070	63,132	65,496	67,993	70,508	72,267	73,742	
AO2	2,255.48	2,341.03	2,420.05	2,510.68	2,606.38	2,702.80	2,770.23	2,826.78	
	31.11	32.29	33.38	34.63	35.95	37.28	38.21	38.99	
ADMIN OFFICER 3	62,092	64,342	66,669	69,127	71,908	74,707	77,525	79,454	81,080
XO3	2,380.18	2,466.45	2,555.63	2,649.88	2,756.45	2,863.75	2,971.78	3,045.73	3,108.08
	32.83	34.02	35.25	36.55	38.02	39.50	40.99	42.01	42.87
ADMIN OFFICER 4	70,716	73,288	76,050	79,038	82,121	85,279	88,891	91,123	92,901
XO4	2,710.78	2,809.38	2,915.23	3,029.78	3,147.95	3,269.03	3,407.50	3,493.05	3,561.20
	37.39	38.75	40.21	41.79	43.42	45.09	47.00	48.18	49.12
ASST MGR CLAIMS	64,342	67,104	69,638	72,229	74,971	77,998	80,986	83,010	84,693
AMC	2,466.45	2,572.30	2,669.45	2,768.78	2,873.90	2,989.90	3,104.45	3,182.03	3,246.55
	34.02	35.48	36.82	38.19	39.64	41.24	42.82	43.89	44.78
AUDIT ACCOUNTANT 1	57,382	59,576	61,770	64,021	66,385	68,825	70,546	72,002	
AN1	2,199.65	2,283.75	2,367.85	2,454.13	2,544.75	2,638.28	2,704.25	2,760.08	
	30.34	31.50	32.66	33.85	35.10	36.39	37.30	38.07	
AUDIT ACCOUNTANT 2	67,444	69,960	72,645	75,444	78,319	81,383	83,426	85,090	
AN2	2,585.35	2,681.78	2,784.73	2,892.03	3,002.23	3,119.68	3,197.98	3,261.78	
	35.66	36.99	38.41	39.89	41.41	43.03	44.11	44.99	
AUDIT MGR 1	78,754	81,761	84,920	88,381	91,993	95,946	100,069	102,566	104,627
AZ1	3,018.90	3,134.18	3,255.25	3,387.93	3,526.40	3,677.93	3,835.98	3,931.68	4,010.70
	41.64	43.23	44.90	46.73	48.64	50.73	52.91	54.23	55.32

denotes 20 years


denotes 25 years

Alternate formats available.

**Effective 2023 10 07 through 2024 03 22**

AUDIT MGR 2	84,920	88,381	91,993	95,946	100,069	104,438	108,977	113,781	116,618	118,963	
AZ2	3,255.25	3,387.93	3,526.40	3,677.93	3,835.98	4,003.45	4,177.45	4,361.60	4,470.35	4,560.25	
	44.90	46.73	48.64	50.73	52.91	55.22	57.62	60.16	61.66	62.90	
AUDIT SPVR 1	58,423	60,597	62,924	65,326	67,766	70,414	74,234	77,165	80,210	82,215	83,861
AX1	2,239.53	2,322.90	2,412.08	2,504.15	2,597.68	2,699.18	2,845.63	2,958.00	3,074.73	3,151.58	3,214.65
	30.89	32.04	33.27	34.54	35.83	37.23	39.25	40.80	42.41	43.47	44.34
AUDIT SPVR 2	69,222	71,964	74,593	77,525	80,589	83,766	87,189	91,993	94,301	96,154	
AX2	2,653.50	2,758.63	2,859.40	2,971.78	3,089.23	3,211.03	3,342.25	3,526.40	3,614.85	3,685.90	
	36.60	38.05	39.44	40.99	42.61	44.29	46.10	48.64	49.86	50.84	
BUSINESS ANALYST 1	64,342	67,104	69,638	72,229	74,971	77,998	80,986	83,010	84,693		
BA1	2,466.45	2,572.30	2,669.45	2,768.78	2,873.90	2,989.90	3,104.45	3,182.03	3,246.55		
	34.02	35.48	36.82	38.19	39.64	41.24	42.82	43.89	44.78		
BUSINESS ANALYST 2	67,217	69,827	72,418	75,274	78,187	81,345	84,655	86,773	88,457		
BA2	2,576.65	2,676.70	2,776.03	2,885.50	2,997.15	3,118.23	3,245.10	3,326.30	3,390.83		
	35.54	36.92	38.29	39.80	41.34	43.01	44.76	45.88	46.77		
BUSINESS ANALYST 3	76,447	79,378	82,385	85,828	89,308	93,109	97,119	99,540	101,582		
BA3	2,930.45	3,042.83	3,158.10	3,290.05	3,423.45	3,569.18	3,722.88	3,815.68	3,893.98		
	40.42	41.97	43.56	45.38	47.22	49.23	51.35	52.63	53.71		
BUSINESS ANALYST 4	89,308	93,109	97,119	101,374	105,781	110,471	113,233	115,483			
BA4	3,423.45	3,569.18	3,722.88	3,886.00	4,054.93	4,234.73	4,340.58	4,426.85			
	47.22	49.23	51.35	53.60	55.93	58.41	59.87	61.06			
CONSULTANT SPEC ED	73,288	76,050	79,038	82,121	85,279	88,891	92,598	94,906	96,854		
CED	2,809.38	2,915.23	3,029.78	3,147.95	3,269.03	3,407.50	3,549.60	3,638.05	3,712.73		
	38.75	40.21	41.79	43.42	45.09	47.00	48.96	50.18	51.21		
CURRICULUM CONSULT	79,114	82,158	85,411	88,721	92,466	96,305	100,353	102,868	104,911		
CRC	3,032.68	3,149.40	3,274.10	3,400.98	3,544.53	3,691.70	3,846.85	3,943.28	4,021.58		
	41.83	43.44	45.16	46.91	48.89	50.92	53.06	54.39	55.47		
DEP COORD EMO	69,090	71,756	74,404	77,203	80,343	83,426	85,506	87,246			
DCM	2,648.43	2,750.65	2,852.15	2,959.45	3,079.80	3,197.98	3,277.73	3,344.43			
	36.53	37.94	39.34	40.82	42.48	44.11	45.21	46.13			


 denotes 20 years


 denotes 25 years

Alternate formats available.

**Effective 2023 10 07 through 2024 03 22**

ED ADMIN CONSULTANT	82,972	86,225	89,572	93,355	97,194	101,298	105,705	108,353	110,547	
EAC	3,180.58	3,305.28	3,433.60	3,578.60	3,725.78	3,883.10	4,052.03	4,153.53	4,237.63	
	43.87	45.59	47.36	49.36	51.39	53.56	55.89	57.29	58.45	
FINANCIAL OFFICER 1	54,583	56,512	58,498	60,673	62,943	65,250	66,877	68,163		
FI1	2,092.35	2,166.30	2,242.43	2,325.80	2,412.80	2,501.25	2,563.60	2,612.90		
	28.86	29.88	30.93	32.08	33.28	34.50	35.36	36.04		
FINANCIAL OFFICER 2	56,512	58,498	60,673	62,943	65,250	67,766	69,468	70,792		
FI2	2,166.30	2,242.43	2,325.80	2,412.80	2,501.25	2,597.68	2,662.93	2,713.68		
	29.88	30.93	32.08	33.28	34.50	35.83	36.73	37.43		
FINANCIAL OFFICER 3	64,115	66,271	68,787	71,340	74,026	76,938	78,868	80,437		
FI3	2,457.75	2,540.40	2,636.83	2,734.70	2,837.65	2,949.30	3,023.25	3,083.43		
	33.90	35.04	36.37	37.72	39.14	40.68	41.70	42.53		
FINANCIAL OFFICER 4	70,432	73,118	75,879	78,754	81,894	85,052	87,170	88,929		
FI4	2,699.90	2,802.85	2,908.70	3,018.90	3,139.25	3,260.33	3,341.53	3,408.95		
	37.24	38.66	40.12	41.64	43.30	44.97	46.09	47.02		
FINANCIAL OFFICER 5	73,288	76,031	79,057	82,121	85,411	88,891	93,771	96,116	98,045	
FI5	2,809.38	2,914.50	3,030.50	3,147.95	3,274.10	3,407.50	3,594.55	3,684.45	3,758.40	
	38.75	40.20	41.80	43.42	45.16	47.00	49.58	50.82	51.84	
INFO TECHNOLOGIST 1	53,184	54,621	57,628	59,028	60,635	62,262	63,926	65,610	67,255	68,598
IS1	2,038.70	2,093.80	2,209.08	2,262.73	2,324.35	2,386.70	2,450.50	2,515.03	2,578.10	2,629.58
	28.12	28.88	30.47	31.21	32.06	32.92	33.80	34.69	35.56	36.27
INFO TECHNOLOGIST 2	65,874	68,295	70,754	73,402	76,106	79,151	82,121	85,241	87,378	89,156
IS2	2,525.18	2,617.98	2,712.23	2,813.73	2,917.40	3,034.13	3,147.95	3,267.58	3,349.50	3,417.65
	34.83	36.11	37.41	38.81	40.24	41.85	43.42	45.07	46.20	47.14
INFO TECHNOLOGIST 3	72,040	74,782	77,808	80,702	83,690	86,924	90,348	93,809	96,154	98,121
IS3	2,761.53	2,866.65	2,982.65	3,093.58	3,208.13	3,332.10	3,463.33	3,596.00	3,685.90	3,761.30
	38.09	39.54	41.14	42.67	44.25	45.96	47.77	49.60	50.84	51.88
INFO TECHNOLOGIST 4	77,808	80,702	83,690	86,924	90,348	93,809	97,800	101,904	104,457	106,518
IS4	2,982.65	3,093.58	3,208.13	3,332.10	3,463.33	3,596.00	3,748.98	3,906.30	4,004.18	4,083.20
	41.14	42.67	44.25	45.96	47.77	49.60	51.71	53.88	55.23	56.32


 denotes 20 years


 denotes 25 years

Alternate formats available.

**Effective 2023 10 07 through 2024 03 22**

LIBRARY DIRECTOR 1	73,288	76,050	79,038	82,121	85,279	88,891	91,123	92,901					
LD1	2,809.38	2,915.23	3,029.78	3,147.95	3,269.03	3,407.50	3,493.05	3,561.20					
	38.75	40.21	41.79	43.42	45.09	47.00	48.18	49.12					
MANAGEMENT ANALYST 1	49,477	51,179	52,919	54,829	56,701	58,857	61,108	63,416	65,723	68,333	70,035	71,416	
MB1	1,896.60	1,961.85	2,028.55	2,101.78	2,173.55	2,256.20	2,342.48	2,430.93	2,519.38	2,619.43	2,684.68	2,737.60	
	26.16	27.06	27.98	28.99	29.98	31.12	32.31	33.53	34.75	36.13	37.03	37.76	
MANAGEMENT ANALYST 2	67,217	69,827	72,418	75,274	78,187	81,345	84,655	86,773	88,457				
MB2	2,576.65	2,676.70	2,776.03	2,885.50	2,997.15	3,118.23	3,245.10	3,326.30	3,390.83				
	35.54	36.92	38.29	39.80	41.34	43.01	44.76	45.88	46.77				
MANAGEMENT ANALYST 3	76,447	79,378	82,385	85,828	89,308	93,109	97,119	99,540	101,582				
MB3	2,930.45	3,042.83	3,158.10	3,290.05	3,423.45	3,569.18	3,722.88	3,815.68	3,893.98				
	40.42	41.97	43.56	45.38	47.22	49.23	51.35	52.63	53.71				
PLANNING CONSULTANT	82,121	85,279	88,891	92,598	96,514	100,674	105,081	109,601	112,344	114,613			
PCO	3,147.95	3,269.03	3,407.50	3,549.60	3,699.68	3,859.18	4,028.10	4,201.38	4,306.50	4,393.50			
	43.42	45.09	47.00	48.96	51.03	53.23	55.56	57.95	59.40	60.60			
PRODUCTION SPVR	64,342	67,104	69,638	72,229	74,971	77,998	80,986	83,010	84,693				
PSH	2,466.45	2,572.30	2,669.45	2,768.78	2,873.90	2,989.90	3,104.45	3,182.03	3,246.55				
	34.02	35.48	36.82	38.19	39.64	41.24	42.82	43.89	44.78				
PROGRAM COORD EDUC	84,598	87,851	91,558	95,379	99,407	103,701	108,240	112,911	115,729	118,074			
PCD	3,242.93	3,367.63	3,509.73	3,656.18	3,810.60	3,975.18	4,149.18	4,328.25	4,436.28	4,526.18			
	44.73	46.45	48.41	50.43	52.56	54.83	57.23	59.70	61.19	62.43			
PURCHASING AGENT 1	49,496	51,217	52,919	54,791	56,683	58,801	60,276	61,467					
PA1	1,897.33	1,963.30	2,028.55	2,100.33	2,172.83	2,254.03	2,310.58	2,356.25					
	26.17	27.08	27.98	28.97	29.97	31.09	31.87	32.50					
PURCHASING AGENT 2	61,070	63,132	65,496	67,993	70,508	73,213	75,047	76,579					
PA2	2,341.03	2,420.05	2,510.68	2,606.38	2,702.80	2,806.48	2,876.80	2,935.53					
	32.29	33.38	34.63	35.95	37.28	38.71	39.68	40.49					
PURCHASING AGENT 3	65,496	67,993	70,508	73,213	76,031	79,038	81,005	82,631					
PA3	2,510.68	2,606.38	2,702.80	2,806.48	2,914.50	3,029.78	3,105.18	3,167.53					
	34.63	35.95	37.28	38.71	40.20	41.79	42.83	43.69					


 denotes 20 years


 denotes 25 years

Alternate formats available.

Effective 2023 10 07 through 2024 03 22

REGIONAL COORD CDS	76,050	79,038	82,121	85,279	88,891	92,598	96,514	98,934	100,901	
RCD	2,915.23	3,029.78	3,147.95	3,269.03	3,407.50	3,549.60	3,699.68	3,792.48	3,867.88	
	40.21	41.79	43.42	45.09	47.00	48.96	51.03	52.31	53.35	
SECRETARY MHSC	68,201	70,716	73,288	76,050	79,038	82,121	85,279	88,891	91,123	92,901
SMH	2,614.35	2,710.78	2,809.38	2,915.23	3,029.78	3,147.95	3,269.03	3,407.50	3,493.05	3,561.20
	36.06	37.39	38.75	40.21	41.79	43.42	45.09	47.00	48.18	49.12
SECRETARY MUN BD	76,050	79,038	82,121	85,279	88,891	92,598	96,514	98,934	100,901	
SMB	2,915.23	3,029.78	3,147.95	3,269.03	3,407.50	3,549.60	3,699.68	3,792.48	3,867.88	
	40.21	41.79	43.42	45.09	47.00	48.96	51.03	52.31	53.35	
SR CONSUL INSTR P&E	73,288	76,050	79,038	82,121	85,279	88,891	92,598	94,906	96,854	
SCE	2,809.38	2,915.23	3,029.78	3,147.95	3,269.03	3,407.50	3,549.60	3,638.05	3,712.73	
	38.75	40.21	41.79	43.42	45.09	47.00	48.96	50.18	51.21	
STUDENT AUDITOR 1	33,741	34,762	35,689	36,786	37,826	39,169	40,153	40,871		
SA1	1,293.40	1,332.55	1,368.08	1,410.13	1,450.00	1,501.48	1,539.18	1,566.73		
	17.84	18.38	18.87	19.45	20.00	20.71	21.23	21.61		
STUDENT AUDITOR 2	43,387	44,673	46,148	47,737	49,155	50,971	52,238	53,316		
SA2	1,663.15	1,712.45	1,769.00	1,829.90	1,884.28	1,953.88	2,002.45	2,043.78		
	22.94	23.62	24.40	25.24	25.99	26.95	27.62	28.19		
STUDENT AUDITOR 3	46,148	47,737	49,155	50,971	52,767	54,489	55,850	57,004		
SA3	1,769.00	1,829.90	1,884.28	1,953.88	2,022.75	2,088.73	2,140.93	2,185.15		
	24.40	25.24	25.99	26.95	27.90	28.81	29.53	30.14		
STUDENT AUDITOR 4	52,767	54,489	56,456	58,385	60,560	62,867	64,437	65,723		
SA4	2,022.75	2,088.73	2,164.13	2,238.08	2,321.45	2,409.90	2,470.08	2,519.38		
	27.90	28.81	29.85	30.87	32.02	33.24	34.07	34.75		
SYSTEMS ANALYST 1	50,233	52,030	53,846	55,718	57,798	59,917	61,411	62,678		
SL1	1,925.60	1,994.48	2,064.08	2,135.85	2,215.60	2,296.80	2,354.08	2,402.65		
	26.56	27.51	28.47	29.46	30.56	31.68	32.47	33.14		
SYSTEMS ANALYST 2	53,846	55,718	57,798	59,917	62,111	64,494	66,101	67,482		
SL2	2,064.08	2,135.85	2,215.60	2,296.80	2,380.90	2,472.25	2,533.88	2,586.80		
	28.47	29.46	30.56	31.68	32.84	34.10	34.95	35.68		


 denotes 20 years


 denotes 25 years

Alternate formats available.

**Effective 2023 10 07 through 2024 03 22**

SYSTEMS ANALYST 3	58,839	61,070	63,132	65,496	67,993	70,508	72,267	73,742	
SL3	2,255.48	2,341.03	2,420.05	2,510.68	2,606.38	2,702.80	2,770.23	2,826.78	
	31.11	32.29	33.38	34.63	35.95	37.28	38.21	38.99	
TAX AUDIT SPVR	91,558	95,417	99,426	103,701	108,296	112,930	115,748	118,093	
TXS	3,509.73	3,657.63	3,811.33	3,975.18	4,151.35	4,328.98	4,437.00	4,526.90	
	48.41	50.45	52.57	54.83	57.26	59.71	61.20	62.44	
TAX AUDITOR 1	67,539	70,073	72,683	75,520	78,470	81,440	83,482	85,166	
TX1	2,588.98	2,686.13	2,786.18	2,894.93	3,008.03	3,121.85	3,200.15	3,264.68	
	35.71	37.05	38.43	39.93	41.49	43.06	44.14	45.03	
TAX AUDITOR 2	77,090	79,889	83,028	86,281	89,629	93,393	95,719	97,629	
TX2	2,955.10	3,062.40	3,182.75	3,307.45	3,435.78	3,580.05	3,669.23	3,742.45	
	40.76	42.24	43.90	45.62	47.39	49.38	50.61	51.62	
TAX AUDITOR 3	83,028	86,281	89,629	93,393	97,289	101,393	103,927	106,046	
TX3	3,182.75	3,307.45	3,435.78	3,580.05	3,729.40	3,886.73	3,983.88	4,065.08	
	43.90	45.62	47.39	49.38	51.44	53.61	54.95	56.07	
TAX AUDITOR 4	87,114	90,424	94,187	98,140	102,282	106,727	109,393	111,549	
TX4	3,339.35	3,466.23	3,610.50	3,762.03	3,920.80	4,091.18	4,193.40	4,276.05	
	46.06	47.81	49.80	51.89	54.08	56.43	57.84	58.98	
TRAINING DEVT OFFICER	67,104	69,638	72,229	74,971	77,998	80,986	84,277	86,376	88,135
TDO	2,572.30	2,669.45	2,768.78	2,873.90	2,989.90	3,104.45	3,230.60	3,311.08	3,378.50
	35.48	36.82	38.19	39.64	41.24	42.82	44.56	45.67	46.60

 denotes 20 years

 denotes 25 years