

Alternate formats available.

SOCIAL SCIENCES COMPONENT YEAR 1 SALARY SCHEDULE

Effective 2023 03 25 through 2023 10 06

AGENCY REL COORD 1	73,288	76,050	79,038	82,121	85,279	88,891	92,598	94,490
AD1	2,809.38	2,915.23	3,029.78	3,147.95	3,269.03	3,407.50	3,549.60	3,622.10
	38.75	40.21	41.79	43.42	45.09	47.00	48.96	49.96
AGENCY REL COORD 2	79,038	82,121	85,279	88,891	92,598	96,514	100,674	102,641
AD2	3,029.78	3,147.95	3,269.03	3,407.50	3,549.60	3,699.68	3,859.18	3,934.58
	41.79	43.42	45.09	47.00	48.96	51.03	53.23	54.27
CH PHOTOGRAPHER	55,718	57,798	59,917	62,111	64,494	66,820	68,182	
CPO	2,135.85	2,215.60	2,296.80	2,380.90	2,472.25	2,561.43	2,613.63	
	29.46	30.56	31.68	32.84	34.10	35.33	36.05	
SPIRITUAL CARE PROVIDER	64,342	67,104	69,638	72,229	74,971	77,998	80,986	82,631
CHN	2,466.45	2,572.30	2,669.45	2,768.78	2,873.90	2,989.90	3,104.45	3,167.53
	34.02	35.48	36.82	38.19	39.64	41.24	42.82	43.69
COMM CORR WORKER	50,859	52,654	54,470	56,390	58,310	60,376	61,565	
CWC	1,949.60	2,018.40	2,088.00	2,161.60	2,235.20	2,314.40	2,360.00	
	24.37	25.23	26.10	27.02	27.94	28.93	29.50	
CON VISUAL/HEAR ED 1	64,872	67,350	69,884	72,513	75,085	78,073	79,662	
VH1	2,486.75	2,581.73	2,678.88	2,779.65	2,878.25	2,992.80	3,053.70	
	34.30	35.61	36.95	38.34	39.70	41.28	42.12	
CON VISUAL/HEAR ED 2	73,837	76,541	79,303	82,234	85,544	88,854	92,239	94,036
VH2	2,830.40	2,934.08	3,039.93	3,152.30	3,279.18	3,406.05	3,535.83	3,604.70
	39.04	40.47	41.93	43.48	45.23	46.98	48.77	49.72
CON VISUAL/HEAR ED 3	76,598	79,832	82,934	85,979	89,232	92,807	96,400	98,329
VH3	2,936.25	3,060.23	3,179.13	3,295.85	3,420.55	3,557.58	3,695.33	3,769.28
	40.50	42.21	43.85	45.46	47.18	49.07	50.97	51.99


denotes 20 years


denotes 25 years

Alternate formats available.

Effective 2023 03 25 through 2023 10 06

CORRESP TEACHER 4 DC4	56,683 2,172.83 29.97	58,801 2,254.03 31.09	61,051 2,340.30 32.28	63,283 2,425.85 33.46	65,572 2,513.58 34.67	68,182 2,613.63 36.05	69,524 2,665.10 36.76				
ECO DEV CONSULTANT 1 IC1	55,869 2,141.65 29.54	57,912 2,219.95 30.62	59,879 2,295.35 31.66	62,092 2,380.18 32.83	64,342 2,466.45 34.02	66,669 2,555.63 35.25	69,127 2,649.88 36.55	70,527 2,703.53 37.29			
ECO DEV CONSULTANT 2 IC2	70,716 2,710.78 37.39	73,288 2,809.38 38.75	76,050 2,915.23 40.21	79,038 3,029.78 41.79	82,121 3,147.95 43.42	85,279 3,269.03 45.09	88,891 3,407.50 47.00	90,631 3,474.20 47.92			
ECO DEV CONSULTANT 3 IC3	76,050 2,915.23 40.21	79,038 3,029.78 41.79	82,121 3,147.95 43.42	85,279 3,269.03 45.09	88,891 3,407.50 47.00	92,598 3,549.60 48.96	96,514 3,699.68 51.03	98,443 3,773.63 52.05			
ECO DEV CONSULTANT 4 IC4	82,121 3,147.95 43.42	85,279 3,269.03 45.09	88,891 3,407.50 47.00	92,598 3,549.60 48.96	96,514 3,699.68 51.03	100,674 3,859.18 53.23	105,081 4,028.10 55.56	109,601 4,201.38 57.95	111,814 4,286.20 59.12		
ECON RES ANALYST 1 ER1	49,496 1,897.33 26.17	51,217 1,963.30 27.08	52,919 2,028.55 27.98	54,791 2,100.33 28.97	56,683 2,172.83 29.97	58,801 2,254.03 31.09	61,051 2,340.30 32.28	63,283 2,425.85 33.46	65,572 2,513.58 34.67	68,182 2,613.63 36.05	69,524 2,665.10 36.76
ECON RES ANALYST 2 ER2	64,342 2,466.45 34.02	67,104 2,572.30 35.48	69,638 2,669.45 36.82	72,229 2,768.78 38.19	74,971 2,873.90 39.64	77,998 2,989.90 41.24	80,986 3,104.45 42.82	82,631 3,167.53 43.69			
ECON RES ANALYST 3 ER3	70,716 2,710.78 37.39	73,288 2,809.38 38.75	76,050 2,915.23 40.21	79,038 3,029.78 41.79	82,121 3,147.95 43.42	85,279 3,269.03 45.09	88,891 3,407.50 47.00	90,631 3,474.20 47.92			
ECON RES ANALYST 4 ER4	82,121 3,147.95 43.42	85,279 3,269.03 45.09	88,891 3,407.50 47.00	92,598 3,549.60 48.96	96,514 3,699.68 51.03	100,674 3,859.18 53.23	102,641 3,934.58 54.27				
EDUCATION CONSULTANT EDC	64,342 2,466.45 34.02	67,104 2,572.30 35.48	69,638 2,669.45 36.82	72,229 2,768.78 38.19	74,971 2,873.90 39.64	77,998 2,989.90 41.24	80,986 3,104.45 42.82	82,631 3,167.53 43.69			


 denotes 20 years


 denotes 25 years

Alternate formats available.

Effective 2023 03 25 through 2023 10 06

EDUCATIONAL ASST 1 LS1	42,800 1,640.68 22.63	44,143 1,692.15 23.34	45,637 1,749.43 24.13	47,113 1,805.98 24.91	48,682 1,866.15 25.74	50,233 1,925.60 26.56	51,254 1,964.75 27.10			
EDUCATIONAL ASST 2 LS2	47,774 1,831.35 25.26	49,496 1,897.33 26.17	51,217 1,963.30 27.08	52,919 2,028.55 27.98	54,791 2,100.33 28.97	56,683 2,172.83 29.97	57,817 2,216.33 30.57			
EDUCATIONAL ASST 3 LS3	50,233 1,925.60 26.56	52,030 1,994.48 27.51	53,846 2,064.08 28.47	55,718 2,135.85 29.46	57,798 2,215.60 30.56	59,917 2,296.80 31.68	61,146 2,343.93 32.33			
FIELD WORKER 1 NA FW1	44,143 1,692.15 23.34	45,637 1,749.43 24.13	47,113 1,805.98 24.91	48,682 1,866.15 25.74	50,233 1,925.60 26.56	52,030 1,994.48 27.51	53,051 2,033.63 28.05			
FIELD WORKER 2 NA FW2	49,496 1,897.33 26.17	51,217 1,963.30 27.08	52,919 2,028.55 27.98	54,791 2,100.33 28.97	56,683 2,172.83 29.97	58,801 2,254.03 31.09	61,051 2,340.30 32.28	62,224 2,385.25 32.90		
FIELD WORKER 3 NA FW3	55,869 2,141.65 29.54	57,912 2,219.95 30.62	59,879 2,295.35 31.66	62,092 2,380.18 32.83	64,342 2,466.45 34.02	66,669 2,555.63 35.25	69,127 2,649.88 36.55	71,908 2,756.45 38.02	73,326 2,810.83 38.77	
FIELD WORKER 4 NA FW4	62,092 2,380.18 32.83	64,342 2,466.45 34.02	67,104 2,572.30 35.48	69,468 2,662.93 36.73	72,229 2,768.78 38.19	74,971 2,873.90 39.64	77,998 2,989.90 41.24	80,986 3,104.45 42.82	84,277 3,230.60 44.56	85,979 3,295.85 45.46
GUIDANCE OFF GOF	69,581 2,667.28 36.79	72,551 2,781.10 38.36	75,274 2,885.50 39.80	78,111 2,994.25 41.30	81,080 3,108.08 42.87	84,334 3,232.78 44.59	87,587 3,357.48 46.31	89,308 3,423.45 47.22		
HERITAGE RES OFF 1 HR1	52,711 2,020.58 27.87	54,489 2,088.73 28.81	56,456 2,164.13 29.85	58,366 2,237.35 30.86	59,576 2,283.75 31.50					
HERITAGE RES OFF 2 HR2	54,489 2,088.73 28.81	56,456 2,164.13 29.85	58,366 2,237.35 30.86	60,560 2,321.45 32.02	62,886 2,410.63 33.25	65,193 2,499.08 34.47	67,520 2,588.25 35.70	70,224 2,691.93 37.13	71,605 2,744.85 37.86	


 denotes 20 years

 denotes 25 years

Alternate formats available.

Effective 2023 03 25 through 2023 10 06

HERITAGE RES OFF 3 HR3	69,090 2,648.43 36.53	71,756 2,750.65 37.94	74,404 2,852.15 39.34	77,203 2,959.45 40.82	80,343 3,079.80 42.48	83,426 3,197.98 44.11	85,109 3,262.50 45.00				
HERITAGE RES OFF 4 HR4	75,482 2,893.48 39.91	78,319 3,002.23 41.41	81,383 3,119.68 43.03	84,598 3,242.93 44.73	87,832 3,366.90 46.44	91,558 3,509.73 48.41	93,355 3,578.60 49.36				
HERITAGE RES OFF 5 HR5	81,383 3,119.68 43.03	84,598 3,242.93 44.73	87,832 3,366.90 46.44	91,558 3,509.73 48.41	95,379 3,656.18 50.43	99,445 3,812.05 52.58	101,393 3,886.73 53.61				
HLTH SOC DEV SPEC 1 HS1	46,299 1,774.80 24.48	47,774 1,831.35 25.26	49,496 1,897.33 26.17	51,217 1,963.30 27.08	52,919 2,028.55 27.98	54,791 2,100.33 28.97	55,888 2,142.38 29.55				
HLTH SOC DEV SPEC 2 HS2	49,496 1,897.33 26.17	51,217 1,963.30 27.08	52,919 2,028.55 27.98	54,791 2,100.33 28.97	56,683 2,172.83 29.97	58,801 2,254.03 31.09	59,973 2,298.98 31.71				
HLTH SOC DEV SPEC 3 HS3	52,919 2,028.55 27.98	54,791 2,100.33 28.97	56,683 2,172.83 29.97	58,801 2,254.03 31.09	61,051 2,340.30 32.28	63,283 2,425.85 33.46	65,572 2,513.58 34.67	68,182 2,613.63 36.05	69,524 2,665.10 36.76		
HLTH SOC DEV SPEC 4 HS4	55,869 2,141.65 29.54	57,912 2,219.95 30.62	59,879 2,295.35 31.66	62,092 2,380.18 32.83	64,342 2,466.45 34.02	66,669 2,555.63 35.25	69,127 2,649.88 36.55	71,908 2,756.45 38.02	74,707 2,863.75 39.50	77,525 2,971.78 40.99	79,094 3,031.95 41.82
HLTH SOC DEV SPEC 5 HS5	62,092 2,380.18 32.83	64,342 2,466.45 34.02	67,104 2,572.30 35.48	69,468 2,662.93 36.73	72,229 2,768.78 38.19	74,971 2,873.90 39.64	77,998 2,989.90 41.24	80,986 3,104.45 42.82	84,277 3,230.60 44.56	85,979 3,295.85 45.46	
HLTH SOC DEV SPEC 6 HS6	76,050 2,915.23 40.21	79,038 3,029.78 41.79	82,121 3,147.95 43.42	85,279 3,269.03 45.09	88,891 3,407.50 47.00	92,598 3,549.60 48.96	94,490 3,622.10 49.96				
HOME ADVISOR 1 HV1	42,063 1,612.40 22.24	43,406 1,663.88 22.95	44,805 1,717.53 23.69	46,299 1,774.80 24.48	47,774 1,831.35 25.26	49,496 1,897.33 26.17	50,403 1,932.13 26.65				


 denotes 20 years


 denotes 25 years

Alternate formats available.

Effective 2023 03 25 through 2023 10 06

HOME ADVISOR 2 HV2	46,053 1,765.38 24.35	47,472 1,819.75 25.10	48,947 1,876.30 25.88	50,441 1,933.58 26.67	52,181 2,000.28 27.59	53,808 2,062.63 28.45	54,848 2,102.50 29.00				
ILLUSTRATOR 1 IL1	42,800 1,640.68 22.63	44,143 1,692.15 23.34	45,637 1,749.43 24.13	47,113 1,805.98 24.91	48,682 1,866.15 25.74	50,233 1,925.60 26.56	51,254 1,964.75 27.10				
ILLUSTRATOR 2 IL2	50,233 1,925.60 26.56	52,030 1,994.48 27.51	53,846 2,064.08 28.47	55,718 2,135.85 29.46	57,798 2,215.60 30.56	59,917 2,296.80 31.68	61,146 2,343.93 32.33				
ILLUSTRATOR 3 IL3	53,846 2,064.08 28.47	55,718 2,135.85 29.46	57,798 2,215.60 30.56	59,917 2,296.80 31.68	62,111 2,380.90 32.84	64,494 2,472.25 34.10	65,837 2,523.73 34.81				
INFORM WRITER 1 IW1	47,774 1,831.35 25.26	49,496 1,897.33 26.17	51,217 1,963.30 27.08	52,919 2,028.55 27.98	54,791 2,100.33 28.97	56,683 2,172.83 29.97	57,817 2,216.33 30.57				
INFORM WRITER 2 IW2	61,070 2,341.03 32.29	63,132 2,420.05 33.38	65,496 2,510.68 34.63	67,993 2,606.38 35.95	70,508 2,702.80 37.28	73,213 2,806.48 38.71	74,707 2,863.75 39.50				
JURILINGUIST JUR	82,121 3,147.95 43.42	85,279 3,269.03 45.09	88,891 3,407.50 47.00	92,598 3,549.60 48.96	96,514 3,699.68 51.03	100,674 3,859.18 53.23	105,081 4,028.10 55.56	109,601 4,201.38 57.95	111,814 4,286.20 59.12		
LANGUAGE SPEC 1 LG1	54,545 2,090.90 28.84	56,474 2,164.85 29.86	58,366 2,237.35 30.86	60,522 2,320.00 32.00	62,546 2,397.58 33.07	64,929 2,488.93 34.33	67,312 2,580.28 35.59	69,808 2,675.98 36.91	72,286 2,770.95 38.22	75,198 2,882.60 39.76	76,693 2,939.88 40.55
LANGUAGE SPEC 2 LG2	63,907 2,449.78 33.79	66,044 2,531.70 34.92	68,503 2,625.95 36.22	71,019 2,722.38 37.55	73,553 2,819.53 38.89	76,314 2,925.38 40.35	79,303 3,039.93 41.93	82,423 3,159.55 43.58	85,544 3,279.18 45.23	87,303 3,346.60 46.16	
LANGUAGE SPEC 3 LG3	74,537 2,857.23 39.41	77,676 2,977.58 41.07	80,664 3,092.13 42.65	83,653 3,206.68 44.23	86,811 3,327.75 45.90	90,310 3,461.88 47.75	93,790 3,595.28 49.59	95,681 3,667.78 50.59			


 denotes 20 years


 denotes 25 years

Alternate formats available.

Effective 2023 03 25 through 2023 10 06

LIBRARIAN 1	49,496	51,217	52,919	54,791	56,683	58,801	59,973	
LN1	1,897.33	1,963.30	2,028.55	2,100.33	2,172.83	2,254.03	2,298.98	
	26.17	27.08	27.98	28.97	29.97	31.09	31.71	
LIBRARIAN 2	54,791	56,683	58,801	61,051	63,283	65,572	68,182	69,524
LN2	2,100.33	2,172.83	2,254.03	2,340.30	2,425.85	2,513.58	2,613.63	2,665.10
	28.97	29.97	31.09	32.28	33.46	34.67	36.05	36.76
LIBRARIAN 3	61,051	63,283	65,572	68,182	71,473	74,801	76,314	
LN3	2,340.30	2,425.85	2,513.58	2,613.63	2,739.78	2,867.38	2,925.38	
	32.28	33.46	34.67	36.05	37.79	39.55	40.35	
LIBRARIAN 4	64,342	67,104	69,638	72,229	74,971	77,998	80,986	82,631
LN4	2,466.45	2,572.30	2,669.45	2,768.78	2,873.90	2,989.90	3,104.45	3,167.53
	34.02	35.48	36.82	38.19	39.64	41.24	42.82	43.69
LIBRARY TECHNICIAN 1	45,070	46,224	47,453	48,739	50,139	51,690	52,692	
LY1	1,727.68	1,771.90	1,819.03	1,868.33	1,921.98	1,981.43	2,019.85	
	23.83	24.44	25.09	25.77	26.51	27.33	27.86	
LIBRARY TECHNICIAN 2	51,084	52,389	53,808	55,302	56,758	58,385	59,595	
LY2	1,958.23	2,008.25	2,062.63	2,119.90	2,175.73	2,238.08	2,284.48	
	27.01	27.70	28.45	29.24	30.01	30.87	31.51	
LIBRARY TECHNICIAN 3	52,900	54,394	56,040	57,685	59,538	61,335	62,583	
LY3	2,027.83	2,085.10	2,148.18	2,211.25	2,282.30	2,351.18	2,399.03	
	27.97	28.76	29.63	30.50	31.48	32.43	33.09	
MEDIA SPECIALIST 1	67,104	69,638	72,229	74,971	77,998	80,986	82,631	
MS1	2,572.30	2,669.45	2,768.78	2,873.90	2,989.90	3,104.45	3,167.53	
	35.48	36.82	38.19	39.64	41.24	42.82	43.69	
MEDIA SPECIALIST 2	70,716	73,288	76,050	79,038	82,121	85,279	88,891	90,631
MS2	2,710.78	2,809.38	2,915.23	3,029.78	3,147.95	3,269.03	3,407.50	3,474.20
	37.39	38.75	40.21	41.79	43.42	45.09	47.00	47.92
MEDIA TECHNICIAN 1	43,406	44,805	46,299	47,774	49,496	51,217	52,238	
TA1	1,663.88	1,717.53	1,774.80	1,831.35	1,897.33	1,963.30	2,002.45	
	22.95	23.69	24.48	25.26	26.17	27.08	27.62	


 denotes 20 years


 denotes 25 years

Alternate formats available.

Effective 2023 03 25 through 2023 10 06

MEDIA TECHNICIAN 2 TA2	47,774 1,831.35 25.26	49,496 1,897.33 26.17	51,217 1,963.30 27.08	52,919 2,028.55 27.98	54,791 2,100.33 28.97	56,683 2,172.83 29.97	57,817 2,216.33 30.57				
MEDIA TECHNICIAN 3 TA3	52,030 1,994.48 27.51	53,846 2,064.08 28.47	55,718 2,135.85 29.46	57,798 2,215.60 30.56	59,917 2,296.80 31.68	62,111 2,380.90 32.84	63,416 2,430.93 33.53				
PLANNING PROG AN 1 PM1	49,496 1,897.33 26.17	51,217 1,963.30 27.08	52,919 2,028.55 27.98	54,791 2,100.33 28.97	56,683 2,172.83 29.97	58,801 2,254.03 31.09	61,051 2,340.30 32.28	63,283 2,425.85 33.46	65,572 2,513.58 34.67	68,182 2,613.63 36.05	69,524 2,665.10 36.76
PLANNING PROG AN 2 PM2	64,342 2,466.45 34.02	67,104 2,572.30 35.48	69,638 2,669.45 36.82	72,229 2,768.78 38.19	74,971 2,873.90 39.64	77,998 2,989.90 41.24	80,986 3,104.45 42.82	82,631 3,167.53 43.69			
PLANNING PROG AN 3 PM3	70,716 2,710.78 37.39	73,288 2,809.38 38.75	76,050 2,915.23 40.21	79,038 3,029.78 41.79	82,121 3,147.95 43.42	85,279 3,269.03 45.09	88,891 3,407.50 47.00	90,631 3,474.20 47.92			
PLANNING PROG AN 4 PM4	79,038 3,029.78 41.79	82,121 3,147.95 43.42	85,279 3,269.03 45.09	88,891 3,407.50 47.00	92,598 3,549.60 48.96	96,514 3,699.68 51.03	100,674 3,859.18 53.23	102,641 3,934.58 54.27			
PROBATION OFFICER 1 PB1	53,165 2,037.98 28.11	55,075 2,111.20 29.12	56,872 2,180.08 30.07	58,971 2,260.55 31.18	60,957 2,336.68 32.23	63,227 2,423.68 33.43	64,437 2,470.08 34.07				
PROBATION OFFICER 2 PB2	57,004 2,185.15 30.14	59,047 2,263.45 31.22	61,070 2,341.03 32.29	63,340 2,428.03 33.49	65,780 2,521.55 34.78	68,201 2,614.35 36.06	70,621 2,707.15 37.34	73,440 2,815.18 38.83	74,896 2,871.00 39.60		
PROBATION OFFICER 3 PB3	60,635 2,324.35 32.06	62,886 2,410.63 33.25	64,985 2,491.10 34.36	67,425 2,584.63 35.65	69,865 2,678.15 36.94	72,380 2,774.58 38.27	75,085 2,878.25 39.70	78,054 2,992.08 41.27	81,118 3,109.53 42.89	84,163 3,226.25 44.50	85,865 3,291.50 45.40
RECREATION CONSULT 1 RR1	46,413 1,779.15 24.54	47,774 1,831.35 25.26	49,496 1,897.33 26.17	51,217 1,963.30 27.08	52,919 2,028.55 27.98	54,791 2,100.33 28.97	55,888 2,142.38 29.55				


 denotes 20 years


 denotes 25 years

Alternate formats available.

Effective 2023 03 25 through 2023 10 06

RECREATION CONSULT 2 RR2	56,683 2,172.83 29.97	58,801 2,254.03 31.09	61,051 2,340.30 32.28	63,283 2,425.85 33.46	65,572 2,513.58 34.67	68,182 2,613.63 36.05	69,524 2,665.10 36.76
RECREATION CONSULT 3 RR3	64,342 2,466.45 34.02	66,669 2,555.63 35.25	69,127 2,649.88 36.55	71,908 2,756.45 38.02	74,707 2,863.75 39.50	77,525 2,971.78 40.99	79,094 3,031.95 41.82
RECREATION CONSULT 4 RR4	69,638 2,669.45 36.82	72,229 2,768.78 38.19	74,971 2,873.90 39.64	77,998 2,989.90 41.24	80,986 3,104.45 42.82	84,277 3,230.60 44.56	85,979 3,295.85 45.46
RESEARCH ASSIST 1 RH1	42,063 1,612.40 22.24	43,406 1,663.88 22.95	44,805 1,717.53 23.69	46,299 1,774.80 24.48	47,774 1,831.35 25.26	49,496 1,897.33 26.17	50,403 1,932.13 26.65
RESEARCH ASSIST 2 RH2	47,774 1,831.35 25.26	49,496 1,897.33 26.17	51,217 1,963.30 27.08	52,919 2,028.55 27.98	54,791 2,100.33 28.97	56,683 2,172.83 29.97	57,817 2,216.33 30.57
RESIDENCE COUNSELR RCR	51,633 1,979.25 27.30	53,032 2,032.90 28.04	54,489 2,088.73 28.81	56,077 2,149.63 29.65	57,628 2,209.08 30.47	59,425 2,277.95 31.42	60,560 2,321.45 32.02
RESOURCE EXT OFF 1 RX1	52,919 2,028.55 27.98	54,791 2,100.33 28.97	56,683 2,172.83 29.97	58,801 2,254.03 31.09	61,051 2,340.30 32.28	63,283 2,425.85 33.46	64,531 2,473.70 34.12
RESOURCE EXT OFF 2 RX2	59,879 2,295.35 31.66	62,092 2,380.18 32.83	64,342 2,466.45 34.02	66,669 2,555.63 35.25	69,127 2,649.88 36.55	71,908 2,756.45 38.02	73,326 2,810.83 38.77
RESOURCE EXT OFF 3 RX3	67,104 2,572.30 35.48	69,638 2,669.45 36.82	72,229 2,768.78 38.19	74,971 2,873.90 39.64	77,998 2,989.90 41.24	80,986 3,104.45 42.82	82,631 3,167.53 43.69
RESOURCE EXT OFF 4 RX4	76,050 2,915.23 40.21	79,038 3,029.78 41.79	82,121 3,147.95 43.42	85,279 3,269.03 45.09	88,891 3,407.50 47.00	92,598 3,549.60 48.96	94,490 3,622.10 49.96

 denotes 20 years

 denotes 25 years

Alternate formats available.

Effective 2023 03 25 through 2023 10 06

SOCIAL SERVICES WKR 1 SP1	47,964 1,838.60 25.36	49,363 1,892.25 26.10	50,933 1,952.43 26.93	52,503 2,012.60 27.76	54,224 2,078.58 28.67	55,964 2,145.28 29.59	57,117 2,189.50 30.20				
SOCIAL SERVICES WKR 2 SP2	50,403 1,932.13 26.65	52,219 2,001.73 27.61	53,978 2,069.15 28.54	55,888 2,142.38 29.55	57,855 2,217.78 30.59	59,954 2,298.25 31.70	61,184 2,345.38 32.35				
SOCIAL SERVICES WKR 3 SP3	55,056 2,110.48 29.11	57,061 2,187.33 30.17	58,971 2,260.55 31.18	61,165 2,344.65 32.34	63,472 2,433.10 33.56	65,855 2,524.45 34.82	68,201 2,614.35 36.06	70,867 2,716.58 37.47	72,286 2,770.95 38.22		
SOCIAL SERVICES WKR 4 SP4	60,673 2,325.80 32.08	62,905 2,411.35 33.26	65,042 2,493.28 34.39	67,425 2,584.63 35.65	69,903 2,679.60 36.96	72,418 2,776.03 38.29	75,104 2,878.98 39.71	78,111 2,994.25 41.30	81,137 3,110.25 42.90	84,182 3,226.98 44.51	85,903 3,292.95 45.42
SOCIAL SERVICES WKR 5 SP5	70,092 2,686.85 37.06	72,683 2,786.18 38.43	75,747 2,903.63 40.05	78,433 3,006.58 41.47	81,478 3,123.30 43.08	84,655 3,245.10 44.76	88,078 3,376.33 46.57	91,407 3,503.93 48.33	95,152 3,647.48 50.31	97,024 3,719.25 51.30	
SOCIAL SERVICES WKR 6 SP6	84,693 3,246.55 44.78	87,946 3,371.25 46.50	91,407 3,503.93 48.33	95,019 3,642.40 50.24	98,897 3,791.03 52.29	103,038 3,949.80 54.48	105,100 4,028.83 55.57				
SPVR INMATE TR CORR SIT	61,827 2,370.03 32.69	64,002 2,453.40 33.84	66,253 2,539.68 35.03	68,692 2,633.20 36.32	71,208 2,729.63 37.65	73,837 2,830.40 39.04	76,787 2,943.50 40.60	79,775 3,058.05 42.18	82,801 3,174.05 43.78	84,428 3,236.40 44.64	
SPVR INSTIT PR HDGY SIH	69,638 2,669.45 36.82	72,229 2,768.78 38.19	74,971 2,873.90 39.64	77,998 2,989.90 41.24	80,986 3,104.45 42.82	84,277 3,230.60 44.56	85,979 3,295.85 45.46				
SENIOR RSRCH ANALYST SER	82,121 3,147.95 43.42	85,279 3,269.03 45.09	88,891 3,407.50 47.00	92,598 3,549.60 48.96	96,514 3,699.68 51.03	100,674 3,859.18 53.23	105,081 4,028.10 55.56	109,601 4,201.38 57.95	111,814 4,286.20 59.12		
STATISTICAL ANAL 1 SS1	56,683 2,172.83 29.97	58,801 2,254.03 31.09	61,051 2,340.30 32.28	63,283 2,425.85 33.46	65,572 2,513.58 34.67	68,182 2,613.63 36.05	69,524 2,665.10 36.76				


denotes 20 years


denotes 25 years

Alternate formats available.

Effective 2023 03 25 through 2023 10 06

STATISTICAL ANAL 2 SS2	67,104 2,572.30 35.48	69,638 2,669.45 36.82	72,229 2,768.78 38.19	74,971 2,873.90 39.64	77,998 2,989.90 41.24	80,986 3,104.45 42.82	84,277 3,230.60 44.56	85,979 3,295.85 45.46		
STATISTICAL ANAL 3 SS3	73,288 2,809.38 38.75	76,050 2,915.23 40.21	79,038 3,029.78 41.79	82,121 3,147.95 43.42	85,279 3,269.03 45.09	88,891 3,407.50 47.00	90,631 3,474.20 47.92			
TEACHER INSTITUT 1 TN1	53,997 2,069.88 28.55	55,831 2,140.20 29.52	57,817 2,216.33 30.57	59,822 2,293.18 31.63	61,959 2,375.10 32.76	64,059 2,455.58 33.87	65,307 2,503.43 34.53			
TEACHER INSTITUT 2 TN2	60,560 2,321.45 32.02	62,678 2,402.65 33.14	64,853 2,486.03 34.29	67,160 2,574.48 35.51	69,619 2,668.73 36.81	72,248 2,769.50 38.20	75,009 2,875.35 39.66	77,695 2,978.30 41.08	80,551 3,087.78 42.59	82,140 3,148.68 43.43
TEACHER INSTITUT 3 TN3	72,361 2,773.85 38.26	75,104 2,878.98 39.71	77,808 2,982.65 41.14	80,664 3,092.13 42.65	83,596 3,204.50 44.20	86,887 3,330.65 45.94	90,140 3,455.35 47.66	91,918 3,523.50 48.60		
TEACHER OF DEAF 1 TF1	67,350 2,581.73 35.61	69,865 2,678.15 36.94	72,361 2,773.85 38.26	75,028 2,876.08 39.67	77,771 2,981.20 41.12	80,834 3,098.65 42.74	82,442 3,160.28 43.59			
TEACHER OF DEAF 2 TF2	69,865 2,678.15 36.94	72,361 2,773.85 38.26	75,028 2,876.08 39.67	77,771 2,981.20 41.12	80,834 3,098.65 42.74	83,993 3,219.73 44.41	87,170 3,341.53 46.09	88,910 3,408.23 47.01		
TEACHER OF DEAF 3 TF3	72,361 2,773.85 38.26	75,388 2,889.85 39.86	78,244 2,999.33 41.37	81,270 3,115.33 42.97	84,296 3,231.33 44.57	87,719 3,362.55 46.38	91,067 3,490.88 48.15	92,863 3,559.75 49.10		
TRANSLATOR 1 TS1	61,070 2,341.03 32.29	63,132 2,420.05 33.38	65,496 2,510.68 34.63	67,993 2,606.38 35.95	70,508 2,702.80 37.28	73,213 2,806.48 38.71	76,239 2,922.48 40.31	77,771 2,981.20 41.12		
TRANSLATOR 2 TS2	76,314 2,925.38 40.35	79,114 3,032.68 41.83	82,158 3,149.40 43.44	85,430 3,274.83 45.17	88,797 3,403.88 46.95	92,466 3,544.53 48.89	96,324 3,692.43 50.93	98,272 3,767.10 51.96		


 denotes 20 years


 denotes 25 years

Alternate formats available.

Effective 2023 03 25 through 2023 10 06

TRANSLATOR 3	79,511	82,385	85,695	89,081	92,504	96,324	100,391	102,414
TS3	3,047.90	3,158.10	3,284.98	3,414.75	3,545.98	3,692.43	3,848.30	3,925.88
	42.04	43.56	45.31	47.10	48.91	50.93	53.08	54.15

 denotes 20 years

 denotes 25 years