

Alternate formats available.

SOCIAL SCIENCES COMPONENT YEAR 1 SALARY SCHEDULE

Effective 2023 10 07 through 2024 03 22

AGENCY REL COORD 1	73,288	76,050	79,038	82,121	85,279	88,891	92,598	94,906	96,854
AD1	2,809.38	2,915.23	3,029.78	3,147.95	3,269.03	3,407.50	3,549.60	3,638.05	3,712.73
	38.75	40.21	41.79	43.42	45.09	47.00	48.96	50.18	51.21
AGENCY REL COORD 2	79,038	82,121	85,279	88,891	92,598	96,514	100,674	103,190	105,214
AD2	3,029.78	3,147.95	3,269.03	3,407.50	3,549.60	3,699.68	3,859.18	3,955.60	4,033.18
	41.79	43.42	45.09	47.00	48.96	51.03	53.23	54.56	55.63
CH PHOTOGRAPHER	55,718	57,798	59,917	62,111	64,494	66,820	68,484	69,884	
CPO	2,135.85	2,215.60	2,296.80	2,380.90	2,472.25	2,561.43	2,625.23	2,678.88	
	29.46	30.56	31.68	32.84	34.10	35.33	36.21	36.95	
SPIRITUAL CARE PROVIDER	64,342	67,104	69,638	72,229	74,971	77,998	80,986	83,010	84,693
CHN	2,466.45	2,572.30	2,669.45	2,768.78	2,873.90	2,989.90	3,104.45	3,182.03	3,246.55
	34.02	35.48	36.82	38.19	39.64	41.24	42.82	43.89	44.78
COMM CORR WORKER	50,859	52,654	54,470	56,390	58,310	60,376	61,878	63,110	
CWC	1,949.60	2,018.40	2,088.00	2,161.60	2,235.20	2,314.40	2,372.00	2,419.20	
	24.37	25.23	26.10	27.02	27.94	28.93	29.65	30.24	
CON VISUAL/HEAR ED 1	64,872	67,350	69,884	72,513	75,085	78,073	80,021	81,648	
VH1	2,486.75	2,581.73	2,678.88	2,779.65	2,878.25	2,992.80	3,067.48	3,129.83	
	34.30	35.61	36.95	38.34	39.70	41.28	42.31	43.17	
CON VISUAL/HEAR ED 2	73,837	76,541	79,303	82,234	85,544	88,854	92,239	94,547	96,381
VH2	2,830.40	2,934.08	3,039.93	3,152.30	3,279.18	3,406.05	3,535.83	3,624.28	3,694.60
	39.04	40.47	41.93	43.48	45.23	46.98	48.77	49.99	50.96
CON VISUAL/HEAR ED 3	76,598	79,832	82,934	85,979	89,232	92,807	96,400	98,802	100,788
VH3	2,936.25	3,060.23	3,179.13	3,295.85	3,420.55	3,557.58	3,695.33	3,787.40	3,863.53
	40.50	42.21	43.85	45.46	47.18	49.07	50.97	52.24	53.29


denotes 20 years


denotes 25 years

Alternate formats available.

Effective 2023 10 07 through 2024 03 22

CORRESP TEACHER 4 DC4	56,683 2,172.83 29.97	58,801 2,254.03 31.09	61,051 2,340.30 32.28	63,283 2,425.85 33.46	65,572 2,513.58 34.67	68,182 2,613.63 36.05	69,884 2,678.88 36.95	71,264 2,731.80 37.68				
ECO DEV CONSULTANT 1 IC1	55,869 2,141.65 29.54	57,912 2,219.95 30.62	59,879 2,295.35 31.66	62,092 2,380.18 32.83	64,342 2,466.45 34.02	66,669 2,555.63 35.25	69,127 2,649.88 36.55	70,848 2,715.85 37.46	72,286 2,770.95 38.22			
ECO DEV CONSULTANT 2 IC2	70,716 2,710.78 37.39	73,288 2,809.38 38.75	76,050 2,915.23 40.21	79,038 3,029.78 41.79	82,121 3,147.95 43.42	85,279 3,269.03 45.09	88,891 3,407.50 47.00	91,123 3,493.05 48.18	92,901 3,561.20 49.12			
ECO DEV CONSULTANT 3 IC3	76,050 2,915.23 40.21	79,038 3,029.78 41.79	82,121 3,147.95 43.42	85,279 3,269.03 45.09	88,891 3,407.50 47.00	92,598 3,549.60 48.96	96,514 3,699.68 51.03	98,934 3,792.48 52.31	100,901 3,867.88 53.35			
ECO DEV CONSULTANT 4 IC4	82,121 3,147.95 43.42	85,279 3,269.03 45.09	88,891 3,407.50 47.00	92,598 3,549.60 48.96	96,514 3,699.68 51.03	100,674 3,859.18 53.23	105,081 4,028.10 55.56	109,601 4,201.38 57.95	112,344 4,306.50 59.40	114,613 4,393.50 60.60		
ECON RES ANALYST 1 ER1	49,496 1,897.33 26.17	51,217 1,963.30 27.08	52,919 2,028.55 27.98	54,791 2,100.33 28.97	56,683 2,172.83 29.97	58,801 2,254.03 31.09	61,051 2,340.30 32.28	63,283 2,425.85 33.46	65,572 2,513.58 34.67	68,182 2,613.63 36.05	69,884 2,678.88 36.95	71,264 2,731.80 37.68
ECON RES ANALYST 2 ER2	64,342 2,466.45 34.02	67,104 2,572.30 35.48	69,638 2,669.45 36.82	72,229 2,768.78 38.19	74,971 2,873.90 39.64	77,998 2,989.90 41.24	80,986 3,104.45 42.82	83,010 3,182.03 43.89	84,693 3,246.55 44.78			
ECON RES ANALYST 3 ER3	70,716 2,710.78 37.39	73,288 2,809.38 38.75	76,050 2,915.23 40.21	79,038 3,029.78 41.79	82,121 3,147.95 43.42	85,279 3,269.03 45.09	88,891 3,407.50 47.00	91,123 3,493.05 48.18	92,901 3,561.20 49.12			
ECON RES ANALYST 4 ER4	82,121 3,147.95 43.42	85,279 3,269.03 45.09	88,891 3,407.50 47.00	92,598 3,549.60 48.96	96,514 3,699.68 51.03	100,674 3,859.18 53.23	103,190 3,955.60 54.56	105,214 4,033.18 55.63				
EDUCATION CONSULTANT EDC	64,342 2,466.45 34.02	67,104 2,572.30 35.48	69,638 2,669.45 36.82	72,229 2,768.78 38.19	74,971 2,873.90 39.64	77,998 2,989.90 41.24	80,986 3,104.45 42.82	83,010 3,182.03 43.89	84,693 3,246.55 44.78			


 denotes 20 years


 denotes 25 years

Alternate formats available.

Effective 2023 10 07 through 2024 03 22

EDUCATIONAL ASST 1 LS1	42,800 1,640.68 22.63	44,143 1,692.15 23.34	45,637 1,749.43 24.13	47,113 1,805.98 24.91	48,682 1,866.15 25.74	50,233 1,925.60 26.56	51,481 1,973.45 27.22	52,541 2,014.05 27.78			
EDUCATIONAL ASST 2 LS2	47,774 1,831.35 25.26	49,496 1,897.33 26.17	51,217 1,963.30 27.08	52,919 2,028.55 27.98	54,791 2,100.33 28.97	56,683 2,172.83 29.97	58,101 2,227.20 30.72	59,255 2,271.43 31.33			
EDUCATIONAL ASST 3 LS3	50,233 1,925.60 26.56	52,030 1,994.48 27.51	53,846 2,064.08 28.47	55,718 2,135.85 29.46	57,798 2,215.60 30.56	59,917 2,296.80 31.68	61,411 2,354.08 32.47	62,678 2,402.65 33.14			
FIELD WORKER 1 NA FW1	44,143 1,692.15 23.34	45,637 1,749.43 24.13	47,113 1,805.98 24.91	48,682 1,866.15 25.74	50,233 1,925.60 26.56	52,030 1,994.48 27.51	53,335 2,044.50 28.20	54,375 2,084.38 28.75			
FIELD WORKER 2 NA FW2	49,496 1,897.33 26.17	51,217 1,963.30 27.08	52,919 2,028.55 27.98	54,791 2,100.33 28.97	56,683 2,172.83 29.97	58,801 2,254.03 31.09	61,051 2,340.30 32.28	62,583 2,399.03 33.09	63,775 2,444.70 33.72		
FIELD WORKER 3 NA FW3	55,869 2,141.65 29.54	57,912 2,219.95 30.62	59,879 2,295.35 31.66	62,092 2,380.18 32.83	64,342 2,466.45 34.02	66,669 2,555.63 35.25	69,127 2,649.88 36.55	71,908 2,756.45 38.02	73,704 2,825.33 38.97	75,161 2,881.15 39.74	
FIELD WORKER 4 NA FW4	62,092 2,380.18 32.83	64,342 2,466.45 34.02	67,104 2,572.30 35.48	69,468 2,662.93 36.73	72,229 2,768.78 38.19	74,971 2,873.90 39.64	77,998 2,989.90 41.24	80,986 3,104.45 42.82	84,277 3,230.60 44.56	86,376 3,311.08 45.67	88,135 3,378.50 46.60
GUIDANCE OFF GOF	69,581 2,667.28 36.79	72,551 2,781.10 38.36	75,274 2,885.50 39.80	78,111 2,994.25 41.30	81,080 3,108.08 42.87	84,334 3,232.78 44.59	87,587 3,357.48 46.31	89,780 3,441.58 47.47	91,539 3,509.00 48.40		
HERITAGE RES OFF 1 HR1	52,711 2,020.58 27.87	54,489 2,088.73 28.81	56,456 2,164.13 29.85	58,366 2,237.35 30.86	59,822 2,293.18 31.63	61,070 2,341.03 32.29					
HERITAGE RES OFF 2 HR2	54,489 2,088.73 28.81	56,456 2,164.13 29.85	58,366 2,237.35 30.86	60,560 2,321.45 32.02	62,886 2,410.63 33.25	65,193 2,499.08 34.47	67,520 2,588.25 35.70	70,224 2,691.93 37.13	71,983 2,759.35 38.06	73,402 2,813.73 38.81	


 denotes 20 years


 denotes 25 years

Alternate formats available.

Effective 2023 10 07 through 2024 03 22

HERITAGE RES OFF 3 HR3	69,090 2,648.43 36.53	71,756 2,750.65 37.94	74,404 2,852.15 39.34	77,203 2,959.45 40.82	80,343 3,079.80 42.48	83,426 3,197.98 44.11	85,506 3,277.73 45.21	87,246 3,344.43 46.13				
HERITAGE RES OFF 4 HR4	75,482 2,893.48 39.91	78,319 3,002.23 41.41	81,383 3,119.68 43.03	84,598 3,242.93 44.73	87,832 3,366.90 46.44	91,558 3,509.73 48.41	93,847 3,597.45 49.62	95,681 3,667.78 50.59				
HERITAGE RES OFF 5 HR5	81,383 3,119.68 43.03	84,598 3,242.93 44.73	87,832 3,366.90 46.44	91,558 3,509.73 48.41	95,379 3,656.18 50.43	99,445 3,812.05 52.58	101,923 3,907.03 53.89	103,927 3,983.88 54.95				
HLTH SOC DEV SPEC 1 HS1	46,299 1,774.80 24.48	47,774 1,831.35 25.26	49,496 1,897.33 26.17	51,217 1,963.30 27.08	52,919 2,028.55 27.98	54,791 2,100.33 28.97	56,153 2,152.53 29.69	57,288 2,196.03 30.29				
HLTH SOC DEV SPEC 2 HS2	49,496 1,897.33 26.17	51,217 1,963.30 27.08	52,919 2,028.55 27.98	54,791 2,100.33 28.97	56,683 2,172.83 29.97	58,801 2,254.03 31.09	60,276 2,310.58 31.87	61,467 2,356.25 32.50				
HLTH SOC DEV SPEC 3 HS3	52,919 2,028.55 27.98	54,791 2,100.33 28.97	56,683 2,172.83 29.97	58,801 2,254.03 31.09	61,051 2,340.30 32.28	63,283 2,425.85 33.46	65,572 2,513.58 34.67	68,182 2,613.63 36.05	69,884 2,678.88 36.95	71,264 2,731.80 37.68		
HLTH SOC DEV SPEC 4 HS4	55,869 2,141.65 29.54	57,912 2,219.95 30.62	59,879 2,295.35 31.66	62,092 2,380.18 32.83	64,342 2,466.45 34.02	66,669 2,555.63 35.25	69,127 2,649.88 36.55	71,908 2,756.45 38.02	74,707 2,863.75 39.50	77,525 2,971.78 40.99	79,454 3,045.73 42.01	81,080 3,108.08 42.87
HLTH SOC DEV SPEC 5 HS5	62,092 2,380.18 32.83	64,342 2,466.45 34.02	67,104 2,572.30 35.48	69,468 2,662.93 36.73	72,229 2,768.78 38.19	74,971 2,873.90 39.64	77,998 2,989.90 41.24	80,986 3,104.45 42.82	84,277 3,230.60 44.56	86,376 3,311.08 45.67	88,135 3,378.50 46.60	
HLTH SOC DEV SPEC 6 HS6	76,050 2,915.23 40.21	79,038 3,029.78 41.79	82,121 3,147.95 43.42	85,279 3,269.03 45.09	88,891 3,407.50 47.00	92,598 3,549.60 48.96	94,906 3,638.05 50.18	96,854 3,712.73 51.21				
HOME ADVISOR 1 HV1	42,063 1,612.40 22.24	43,406 1,663.88 22.95	44,805 1,717.53 23.69	46,299 1,774.80 24.48	47,774 1,831.35 25.26	49,496 1,897.33 26.17	50,725 1,944.45 26.82	51,671 1,980.70 27.32				


 denotes 20 years


 denotes 25 years

Alternate formats available.

Effective 2023 10 07 through 2024 03 22

HOME ADVISOR 2	46,053	47,472	48,947	50,441	52,181	53,808	55,151	56,229				
HV2	1,765.38	1,819.75	1,876.30	1,933.58	2,000.28	2,062.63	2,114.10	2,155.43				
	24.35	25.10	25.88	26.67	27.59	28.45	29.16	29.73				
ILLUSTRATOR 1	42,800	44,143	45,637	47,113	48,682	50,233	51,481	52,541				
IL1	1,640.68	1,692.15	1,749.43	1,805.98	1,866.15	1,925.60	1,973.45	2,014.05				
	22.63	23.34	24.13	24.91	25.74	26.56	27.22	27.78				
ILLUSTRATOR 2	50,233	52,030	53,846	55,718	57,798	59,917	61,411	62,678				
IL2	1,925.60	1,994.48	2,064.08	2,135.85	2,215.60	2,296.80	2,354.08	2,402.65				
	26.56	27.51	28.47	29.46	30.56	31.68	32.47	33.14				
ILLUSTRATOR 3	53,846	55,718	57,798	59,917	62,111	64,494	66,101	67,482				
IL3	2,064.08	2,135.85	2,215.60	2,296.80	2,380.90	2,472.25	2,533.88	2,586.80				
	28.47	29.46	30.56	31.68	32.84	34.10	34.95	35.68				
INFORM WRITER 1	47,774	49,496	51,217	52,919	54,791	56,683	58,101	59,255				
IW1	1,831.35	1,897.33	1,963.30	2,028.55	2,100.33	2,172.83	2,227.20	2,271.43				
	25.26	26.17	27.08	27.98	28.97	29.97	30.72	31.33				
INFORM WRITER 2	61,070	63,132	65,496	67,993	70,508	73,213	75,047	76,579				
IW2	2,341.03	2,420.05	2,510.68	2,606.38	2,702.80	2,806.48	2,876.80	2,935.53				
	32.29	33.38	34.63	35.95	37.28	38.71	39.68	40.49				
JURILINGUIST	82,121	85,279	88,891	92,598	96,514	100,674	105,081	109,601	112,344	114,613		
JUR	3,147.95	3,269.03	3,407.50	3,549.60	3,699.68	3,859.18	4,028.10	4,201.38	4,306.50	4,393.50		
	43.42	45.09	47.00	48.96	51.03	53.23	55.56	57.95	59.40	60.60		
LANGUAGE SPEC 1	54,545	56,474	58,366	60,522	62,546	64,929	67,312	69,808	72,286	75,198	77,071	78,603
LG1	2,090.90	2,164.85	2,237.35	2,320.00	2,397.58	2,488.93	2,580.28	2,675.98	2,770.95	2,882.60	2,954.38	3,013.10
	28.84	29.86	30.86	32.00	33.07	34.33	35.59	36.91	38.22	39.76	40.75	41.56
LANGUAGE SPEC 2	63,907	66,044	68,503	71,019	73,553	76,314	79,303	82,423	85,544	87,681	89,478	
LG2	2,449.78	2,531.70	2,625.95	2,722.38	2,819.53	2,925.38	3,039.93	3,159.55	3,279.18	3,361.10	3,429.98	
	33.79	34.92	36.22	37.55	38.89	40.35	41.93	43.58	45.23	46.36	47.31	
LANGUAGE SPEC 3	74,537	77,676	80,664	83,653	86,811	90,310	93,790	96,135	98,064			
LG3	2,857.23	2,977.58	3,092.13	3,206.68	3,327.75	3,461.88	3,595.28	3,685.18	3,759.13			
	39.41	41.07	42.65	44.23	45.90	47.75	49.59	50.83	51.85			


 denotes 20 years


 denotes 25 years

Alternate formats available.

Effective 2023 10 07 through 2024 03 22

LIBRARIAN 1 LN1	49,496 1,897.33 26.17	51,217 1,963.30 27.08	52,919 2,028.55 27.98	54,791 2,100.33 28.97	56,683 2,172.83 29.97	58,801 2,254.03 31.09	60,276 2,310.58 31.87	61,467 2,356.25 32.50	
LIBRARIAN 2 LN2	54,791 2,100.33 28.97	56,683 2,172.83 29.97	58,801 2,254.03 31.09	61,051 2,340.30 32.28	63,283 2,425.85 33.46	65,572 2,513.58 34.67	68,182 2,613.63 36.05	69,884 2,678.88 36.95	71,264 2,731.80 37.68
LIBRARIAN 3 LN3	61,051 2,340.30 32.28	63,283 2,425.85 33.46	65,572 2,513.58 34.67	68,182 2,613.63 36.05	71,473 2,739.78 37.79	74,801 2,867.38 39.55	76,674 2,939.15 40.54	78,224 2,998.60 41.36	
LIBRARIAN 4 LN4	64,342 2,466.45 34.02	67,104 2,572.30 35.48	69,638 2,669.45 36.82	72,229 2,768.78 38.19	74,971 2,873.90 39.64	77,998 2,989.90 41.24	80,986 3,104.45 42.82	83,010 3,182.03 43.89	84,693 3,246.55 44.78
LIBRARY TECHNICIAN 1 LY1	45,070 1,727.68 23.83	46,224 1,771.90 24.44	47,453 1,819.03 25.09	48,739 1,868.33 25.77	50,139 1,921.98 26.51	51,690 1,981.43 27.33	52,976 2,030.73 28.01	54,016 2,070.60 28.56	
LIBRARY TECHNICIAN 2 LY2	51,084 1,958.23 27.01	52,389 2,008.25 27.70	53,808 2,062.63 28.45	55,302 2,119.90 29.24	56,758 2,175.73 30.01	58,385 2,238.08 30.87	59,841 2,293.90 31.64	61,089 2,341.75 32.30	
LIBRARY TECHNICIAN 3 LY3	52,900 2,027.83 27.97	54,394 2,085.10 28.76	56,040 2,148.18 29.63	57,685 2,211.25 30.50	59,538 2,282.30 31.48	61,335 2,351.18 32.43	62,867 2,409.90 33.24	64,153 2,459.20 33.92	
MEDIA SPECIALIST 1 MS1	67,104 2,572.30 35.48	69,638 2,669.45 36.82	72,229 2,768.78 38.19	74,971 2,873.90 39.64	77,998 2,989.90 41.24	80,986 3,104.45 42.82	83,010 3,182.03 43.89	84,693 3,246.55 44.78	
MEDIA SPECIALIST 2 MS2	70,716 2,710.78 37.39	73,288 2,809.38 38.75	76,050 2,915.23 40.21	79,038 3,029.78 41.79	82,121 3,147.95 43.42	85,279 3,269.03 45.09	88,891 3,407.50 47.00	91,123 3,493.05 48.18	92,901 3,561.20 49.12
MEDIA TECHNICIAN 1 TA1	43,406 1,663.88 22.95	44,805 1,717.53 23.69	46,299 1,774.80 24.48	47,774 1,831.35 25.26	49,496 1,897.33 26.17	51,217 1,963.30 27.08	52,503 2,012.60 27.76	53,543 2,052.48 28.31	

 denotes 20 years


 denotes 25 years

Alternate formats available.

Effective 2023 10 07 through 2024 03 22

MEDIA TECHNICIAN 2 TA2	47,774 1,831.35 25.26	49,496 1,897.33 26.17	51,217 1,963.30 27.08	52,919 2,028.55 27.98	54,791 2,100.33 28.97	56,683 2,172.83 29.97	58,101 2,227.20 30.72	59,255 2,271.43 31.33				
MEDIA TECHNICIAN 3 TA3	52,030 1,994.48 27.51	53,846 2,064.08 28.47	55,718 2,135.85 29.46	57,798 2,215.60 30.56	59,917 2,296.80 31.68	62,111 2,380.90 32.84	63,661 2,440.35 33.66	65,004 2,491.83 34.37				
PLANNING PROG AN 1 PM1	49,496 1,897.33 26.17	51,217 1,963.30 27.08	52,919 2,028.55 27.98	54,791 2,100.33 28.97	56,683 2,172.83 29.97	58,801 2,254.03 31.09	61,051 2,340.30 32.28	63,283 2,425.85 33.46	65,572 2,513.58 34.67	68,182 2,613.63 36.05	69,884 2,678.88 36.95	71,264 2,731.80 37.68
PLANNING PROG AN 2 PM2	64,342 2,466.45 34.02	67,104 2,572.30 35.48	69,638 2,669.45 36.82	72,229 2,768.78 38.19	74,971 2,873.90 39.64	77,998 2,989.90 41.24	80,986 3,104.45 42.82	83,010 3,182.03 43.89	84,693 3,246.55 44.78			
PLANNING PROG AN 3 PM3	70,716 2,710.78 37.39	73,288 2,809.38 38.75	76,050 2,915.23 40.21	79,038 3,029.78 41.79	82,121 3,147.95 43.42	85,279 3,269.03 45.09	88,891 3,407.50 47.00	91,123 3,493.05 48.18	92,901 3,561.20 49.12			
PLANNING PROG AN 4 PM4	79,038 3,029.78 41.79	82,121 3,147.95 43.42	85,279 3,269.03 45.09	88,891 3,407.50 47.00	92,598 3,549.60 48.96	96,514 3,699.68 51.03	100,674 3,859.18 53.23	103,190 3,955.60 54.56	105,214 4,033.18 55.63			
PROBATION OFFICER 1 PB1	53,165 2,037.98 28.11	55,075 2,111.20 29.12	56,872 2,180.08 30.07	58,971 2,260.55 31.18	60,957 2,336.68 32.23	63,227 2,423.68 33.43	64,815 2,484.58 34.27	66,044 2,531.70 34.92				
PROBATION OFFICER 2 PB2	57,004 2,185.15 30.14	59,047 2,263.45 31.22	61,070 2,341.03 32.29	63,340 2,428.03 33.49	65,780 2,521.55 34.78	68,201 2,614.35 36.06	70,621 2,707.15 37.34	73,440 2,815.18 38.83	75,274 2,885.50 39.80	76,768 2,942.78 40.59		
PROBATION OFFICER 3 PB3	60,635 2,324.35 32.06	62,886 2,410.63 33.25	64,985 2,491.10 34.36	67,425 2,584.63 35.65	69,865 2,678.15 36.94	72,380 2,774.58 38.27	75,085 2,878.25 39.70	78,054 2,992.08 41.27	81,118 3,109.53 42.89	84,163 3,226.25 44.50	86,263 3,306.73 45.61	88,021 3,374.15 46.54
RECREATION CONSULT 1 RR1	46,413 1,779.15 24.54	47,774 1,831.35 25.26	49,496 1,897.33 26.17	51,217 1,963.30 27.08	52,919 2,028.55 27.98	54,791 2,100.33 28.97	56,153 2,152.53 29.69	57,288 2,196.03 30.29				


 denotes 20 years


 denotes 25 years

Alternate formats available.

Effective 2023 10 07 through 2024 03 22

RECREATION CONSULT 2 RR2	56,683 2,172.83 29.97	58,801 2,254.03 31.09	61,051 2,340.30 32.28	63,283 2,425.85 33.46	65,572 2,513.58 34.67	68,182 2,613.63 36.05	69,884 2,678.88 36.95	71,264 2,731.80 37.68
RECREATION CONSULT 3 RR3	64,342 2,466.45 34.02	66,669 2,555.63 35.25	69,127 2,649.88 36.55	71,908 2,756.45 38.02	74,707 2,863.75 39.50	77,525 2,971.78 40.99	79,454 3,045.73 42.01	81,080 3,108.08 42.87
RECREATION CONSULT 4 RR4	69,638 2,669.45 36.82	72,229 2,768.78 38.19	74,971 2,873.90 39.64	77,998 2,989.90 41.24	80,986 3,104.45 42.82	84,277 3,230.60 44.56	86,376 3,311.08 45.67	88,135 3,378.50 46.60
RESEARCH ASSIST 1 RH1	42,063 1,612.40 22.24	43,406 1,663.88 22.95	44,805 1,717.53 23.69	46,299 1,774.80 24.48	47,774 1,831.35 25.26	49,496 1,897.33 26.17	50,725 1,944.45 26.82	51,671 1,980.70 27.32
RESEARCH ASSIST 2 RH2	47,774 1,831.35 25.26	49,496 1,897.33 26.17	51,217 1,963.30 27.08	52,919 2,028.55 27.98	54,791 2,100.33 28.97	56,683 2,172.83 29.97	58,101 2,227.20 30.72	59,255 2,271.43 31.33
RESIDENCE COUNSELR RCR	51,633 1,979.25 27.30	53,032 2,032.90 28.04	54,489 2,088.73 28.81	56,077 2,149.63 29.65	57,628 2,209.08 30.47	59,425 2,277.95 31.42	60,919 2,335.23 32.21	62,073 2,379.45 32.82
RESOURCE EXT OFF 1 RX1	52,919 2,028.55 27.98	54,791 2,100.33 28.97	56,683 2,172.83 29.97	58,801 2,254.03 31.09	61,051 2,340.30 32.28	63,283 2,425.85 33.46	64,872 2,486.75 34.30	66,139 2,535.33 34.97
RESOURCE EXT OFF 2 RX2	59,879 2,295.35 31.66	62,092 2,380.18 32.83	64,342 2,466.45 34.02	66,669 2,555.63 35.25	69,127 2,649.88 36.55	71,908 2,756.45 38.02	73,704 2,825.33 38.97	75,161 2,881.15 39.74
RESOURCE EXT OFF 3 RX3	67,104 2,572.30 35.48	69,638 2,669.45 36.82	72,229 2,768.78 38.19	74,971 2,873.90 39.64	77,998 2,989.90 41.24	80,986 3,104.45 42.82	83,010 3,182.03 43.89	84,693 3,246.55 44.78
RESOURCE EXT OFF 4 RX4	76,050 2,915.23 40.21	79,038 3,029.78 41.79	82,121 3,147.95 43.42	85,279 3,269.03 45.09	88,891 3,407.50 47.00	92,598 3,549.60 48.96	94,906 3,638.05 50.18	96,854 3,712.73 51.21


 denotes 20 years


 denotes 25 years

Alternate formats available.

Effective 2023 10 07 through 2024 03 22

SOCIAL SERVICES WKR 1 SP1	47,964 1,838.60 25.36	49,363 1,892.25 26.10	50,933 1,952.43 26.93	52,503 2,012.60 27.76	54,224 2,078.58 28.67	55,964 2,145.28 29.59	57,363 2,198.93 30.33	58,555 2,244.60 30.96				
SOCIAL SERVICES WKR 2 SP2	50,403 1,932.13 26.65	52,219 2,001.73 27.61	53,978 2,069.15 28.54	55,888 2,142.38 29.55	57,855 2,217.78 30.59	59,954 2,298.25 31.70	61,449 2,355.53 32.49	62,716 2,404.10 33.16				
SOCIAL SERVICES WKR 3 SP3	55,056 2,110.48 29.11	57,061 2,187.33 30.17	58,971 2,260.55 31.18	61,165 2,344.65 32.34	63,472 2,433.10 33.56	65,855 2,524.45 34.82	68,201 2,614.35 36.06	70,867 2,716.58 37.47	72,645 2,784.73 38.41	74,101 2,840.55 39.18		
SOCIAL SERVICES WKR 4 SP4	60,673 2,325.80 32.08	62,905 2,411.35 33.26	65,042 2,493.28 34.39	67,425 2,584.63 35.65	69,903 2,679.60 36.96	72,418 2,776.03 38.29	75,104 2,878.98 39.71	78,111 2,994.25 41.30	81,137 3,110.25 42.90	84,182 3,226.98 44.51	86,281 3,307.45 45.62	88,059 3,375.60 46.56
SOCIAL SERVICES WKR 5 SP5	70,092 2,686.85 37.06	72,683 2,786.18 38.43	75,747 2,903.63 40.05	78,433 3,006.58 41.47	81,478 3,123.30 43.08	84,655 3,245.10 44.76	88,078 3,376.33 46.57	91,407 3,503.93 48.33	95,152 3,647.48 50.31	97,535 3,738.83 51.57	99,445 3,812.05 52.58	
SOCIAL SERVICES WKR 6 SP6	84,693 3,246.55 44.78	87,946 3,371.25 46.50	91,407 3,503.93 48.33	95,019 3,642.40 50.24	98,897 3,791.03 52.29	103,038 3,949.80 54.48	105,611 4,048.40 55.84	107,729 4,129.60 56.96				
SPVR INMATE TR CORR SIT	61,827 2,370.03 32.69	64,002 2,453.40 33.84	66,253 2,539.68 35.03	68,692 2,633.20 36.32	71,208 2,729.63 37.65	73,837 2,830.40 39.04	76,787 2,943.50 40.60	79,775 3,058.05 42.18	82,801 3,174.05 43.78	84,863 3,253.08 44.87	86,546 3,317.60 45.76	
SPVR INSTIT PR HDGY SIH	69,638 2,669.45 36.82	72,229 2,768.78 38.19	74,971 2,873.90 39.64	77,998 2,989.90 41.24	80,986 3,104.45 42.82	84,277 3,230.60 44.56	86,376 3,311.08 45.67	88,135 3,378.50 46.60				
SENIOR RSRCH ANALYST SER	82,121 3,147.95 43.42	85,279 3,269.03 45.09	88,891 3,407.50 47.00	92,598 3,549.60 48.96	96,514 3,699.68 51.03	100,674 3,859.18 53.23	105,081 4,028.10 55.56	109,601 4,201.38 57.95	112,344 4,306.50 59.40	114,613 4,393.50 60.60		
STATISTICAL ANAL 1 SS1	56,683 2,172.83 29.97	58,801 2,254.03 31.09	61,051 2,340.30 32.28	63,283 2,425.85 33.46	65,572 2,513.58 34.67	68,182 2,613.63 36.05	69,884 2,678.88 36.95	71,264 2,731.80 37.68				


 denotes 20 years


 denotes 25 years

Alternate formats available.

Effective 2023 10 07 through 2024 03 22

STATISTICAL ANAL 2 SS2	67,104 2,572.30 35.48	69,638 2,669.45 36.82	72,229 2,768.78 38.19	74,971 2,873.90 39.64	77,998 2,989.90 41.24	80,986 3,104.45 42.82	84,277 3,230.60 44.56	86,376 3,311.08 45.67	88,135 3,378.50 46.60		
STATISTICAL ANAL 3 SS3	73,288 2,809.38 38.75	76,050 2,915.23 40.21	79,038 3,029.78 41.79	82,121 3,147.95 43.42	85,279 3,269.03 45.09	88,891 3,407.50 47.00	91,123 3,493.05 48.18	92,901 3,561.20 49.12			
TEACHER INSTITUT 1 TN1	53,997 2,069.88 28.55	55,831 2,140.20 29.52	57,817 2,216.33 30.57	59,822 2,293.18 31.63	61,959 2,375.10 32.76	64,059 2,455.58 33.87	65,666 2,517.20 34.72	66,934 2,565.78 35.39			
TEACHER INSTITUT 2 TN2	60,560 2,321.45 32.02	62,678 2,402.65 33.14	64,853 2,486.03 34.29	67,160 2,574.48 35.51	69,619 2,668.73 36.81	72,248 2,769.50 38.20	75,009 2,875.35 39.66	77,695 2,978.30 41.08	80,551 3,087.78 42.59	82,556 3,164.63 43.65	84,201 3,227.70 44.52
TEACHER INSTITUT 3 TN3	72,361 2,773.85 38.26	75,104 2,878.98 39.71	77,808 2,982.65 41.14	80,664 3,092.13 42.65	83,596 3,204.50 44.20	86,887 3,330.65 45.94	90,140 3,455.35 47.66	92,391 3,541.63 48.85	94,225 3,611.95 49.82		
TEACHER OF DEAF 1 TF1	67,350 2,581.73 35.61	69,865 2,678.15 36.94	72,361 2,773.85 38.26	75,028 2,876.08 39.67	77,771 2,981.20 41.12	80,834 3,098.65 42.74	82,858 3,176.23 43.81	84,504 3,239.30 44.68			
TEACHER OF DEAF 2 TF2	69,865 2,678.15 36.94	72,361 2,773.85 38.26	75,028 2,876.08 39.67	77,771 2,981.20 41.12	80,834 3,098.65 42.74	83,993 3,219.73 44.41	87,170 3,341.53 46.09	89,345 3,424.90 47.24	91,142 3,493.78 48.19		
TEACHER OF DEAF 3 TF3	72,361 2,773.85 38.26	75,388 2,889.85 39.86	78,244 2,999.33 41.37	81,270 3,115.33 42.97	84,296 3,231.33 44.57	87,719 3,362.55 46.38	91,067 3,490.88 48.15	93,336 3,577.88 49.35	95,190 3,648.93 50.33		
TRANSLATOR 1 TS1	61,070 2,341.03 32.29	63,132 2,420.05 33.38	65,496 2,510.68 34.63	67,993 2,606.38 35.95	70,508 2,702.80 37.28	73,213 2,806.48 38.71	76,239 2,922.48 40.31	78,149 2,995.70 41.32	79,719 3,055.88 42.15		
TRANSLATOR 2 TS2	76,314 2,925.38 40.35	79,114 3,032.68 41.83	82,158 3,149.40 43.44	85,430 3,274.83 45.17	88,797 3,403.88 46.95	92,466 3,544.53 48.89	96,324 3,692.43 50.93	98,726 3,784.50 52.20	100,731 3,861.35 53.26		


 denotes 20 years


 denotes 25 years

Alternate formats available.

Effective 2023 10 07 through 2024 03 22

TRANSLATOR 3	79,511	82,385	85,695	89,081	92,504	96,324	100,391	102,906	104,968
TS3	3,047.90	3,158.10	3,284.98	3,414.75	3,545.98	3,692.43	3,848.30	3,944.73	4,023.75
	42.04	43.56	45.31	47.10	48.91	50.93	53.08	54.41	55.50

 denotes 20 years

 denotes 25 years