

Alternate formats available.

## TRADES COMPONENT YEAR 1 SALARY SCHEDULE

**Effective 2023 03 25 through 2023 10 06**

AIR MECHANIC	46,205	47,875	49,440	51,110	52,779	54,804	55,910
AME	1,771.20	1,835.20	1,895.20	1,959.20	2,023.20	2,100.80	2,143.20
	22.14	22.94	23.69	24.49	25.29	26.26	26.79
AIRPORT EQUIP OP 1	41,802	43,033	44,244	45,704	47,165	48,605	49,670
AQ1	1,602.40	1,649.60	1,696.00	1,752.00	1,808.00	1,863.20	1,904.00
	20.03	20.62	21.20	21.90	22.60	23.29	23.80
AIRPORT EQUIP OP 2	46,456	47,958	49,503	50,964	52,779	54,574	55,576
AQ2	1,780.80	1,838.40	1,897.60	1,953.60	2,023.20	2,092.00	2,130.40
	22.26	22.98	23.72	24.42	25.29	26.15	26.63
AIRPORT MANAGER 1	53,677	55,325	57,371	59,270	61,315	63,485	64,779
RM1	2,057.60	2,120.80	2,199.20	2,272.00	2,350.40	2,433.60	2,483.20
	25.72	26.51	27.49	28.40	29.38	30.42	31.04
AIRPORT MANAGER 2	60,230	62,358	64,550	66,950	69,454	72,000	73,378
RM2	2,308.80	2,390.40	2,474.40	2,566.40	2,662.40	2,760.00	2,812.80
	28.86	29.88	30.93	32.08	33.28	34.50	35.16
AIRPORT MANAGER 3	68,202	70,748	73,127	75,903	78,720	81,684	83,332
RM3	2,614.40	2,712.00	2,803.20	2,909.60	3,017.60	3,131.20	3,194.40
	32.68	33.90	35.04	36.37	37.72	39.14	39.93
AREA WORKS SPVR	56,369	58,226	60,251	62,525	64,737	66,031	
ARS	2,160.80	2,232.00	2,309.60	2,396.80	2,481.60	2,531.20	
	27.01	27.90	28.87	29.96	31.02	31.64	
ASST POWR ENG 1ST CL	61,231	63,256	65,614	67,972	70,310	72,814	74,275
A0E	2,347.20	2,424.80	2,515.20	2,605.60	2,695.20	2,791.20	2,847.20
	29.34	30.31	31.44	32.57	33.69	34.89	35.59


denotes 20 years


denotes 25 years

Alternate formats available.

**Effective 2023 03 25 through 2023 10 06**

ASST POWR ENG 2ND CL	54,824	56,682	58,685	60,731	62,817	65,030	66,344		
A2E	2,101.60	2,172.80	2,249.60	2,328.00	2,408.00	2,492.80	2,543.20		
	26.27	27.16	28.12	29.10	30.10	31.16	31.79		
ASST WORKS SPVR	49,920	51,777	53,343	55,764	57,517	58,581			
AWS	1,913.60	1,984.80	2,044.80	2,137.60	2,204.80	2,245.60			
	23.92	24.81	25.56	26.72	27.56	28.07			
AUTO EQUIP MECH	54,971	56,786	58,685	60,835	61,983				
AEM	2,107.20	2,176.80	2,249.60	2,332.00	2,376.00				
	26.34	27.21	28.12	29.15	29.70				
AUTO EQUIP MECH SRT	54,261	56,077	58,059	60,188	61,398				
AMS	2,080.00	2,149.60	2,225.60	2,307.20	2,353.60				
	26.00	26.87	27.82	28.84	29.42				
AVIONICS TECHNIC 1	55,951	58,059	60,125	62,358	64,571	66,950	68,932	71,144	72,605
AT1	2,144.80	2,225.60	2,304.80	2,390.40	2,475.20	2,566.40	2,642.40	2,727.20	2,783.20
	26.81	27.82	28.81	29.88	30.94	32.08	33.03	34.09	34.79
AVIONICS TECHNIC 2	69,517	72,209	75,026	77,948	81,058	84,230	86,797	89,343	91,158
AT2	2,664.80	2,768.00	2,876.00	2,988.00	3,107.20	3,228.80	3,327.20	3,424.80	3,494.40
	33.31	34.60	35.95	37.35	38.84	40.36	41.59	42.81	43.68
BOAT MATE	41,405	42,804	44,202	45,642	47,019	48,647	49,607		
BMT	1,587.20	1,640.80	1,694.40	1,749.60	1,802.40	1,864.80	1,901.60		
	19.84	20.51	21.18	21.87	22.53	23.31	23.77		
BUILDING SER WRKR 1	36,793	37,857	39,047	40,278	41,551	42,908	43,722		
BW1	1,410.40	1,451.20	1,496.80	1,544.00	1,592.80	1,644.80	1,676.00		
	17.63	18.14	18.71	19.30	19.91	20.56	20.95		
BUILDING SER WRKR 2	37,857	39,047	40,278	41,551	42,908	44,473	45,412		
BW2	1,451.20	1,496.80	1,544.00	1,592.80	1,644.80	1,704.80	1,740.80		
	18.14	18.71	19.30	19.91	20.56	21.31	21.76		

 denotes 20 years

 denotes 25 years

Alternate formats available.

**Effective 2023 03 25 through 2023 10 06**

BUILDING SER WRKR 3	39,652	40,988	42,219	43,617	45,057	46,685	47,666
BW3	1,520.00	1,571.20	1,618.40	1,672.00	1,727.20	1,789.60	1,827.20
	19.00	19.64	20.23	20.90	21.59	22.37	22.84
CAMP COOK 1	38,379	39,464	41,051	41,844			
CA1	1,471.20	1,512.80	1,573.60	1,604.00			
	18.39	18.91	19.67	20.05			
CAMP COOK 2	42,219	43,638	45,057	45,913			
CA2	1,618.40	1,672.80	1,727.20	1,760.00			
	20.23	20.91	21.59	22.00			

**Effective 2023 03 25 through 2023 03 31**


CASUAL NURSERY WRKR	29,113	30,157	30,783				
CNW	1,116.00	1,156.00	1,180.00				
	13.95	14.45	14.75				


**Effective 2023 04 01 through 2023 09 30**

CASUAL NURSERY WRKR	29,530	30,157	30,783				
CNW	1,132.00	1,156.00	1,180.00				
	14.15	14.45	14.75				

**Effective 2023 10 01 through 2023 10 06**

CASUAL NURSERY WRKR	31,930	31,930	31,930				
CNW	1,224.00	1,224.00	1,224.00				
	15.30	15.30	15.30				


 denotes 20 years


 denotes 25 years

Alternate formats available.

**Effective 2023 03 25 through 2023 10 06**

CH POWER ENG 1ST C1E	90,866 3,483.20 43.54	94,372 3,617.60 45.22	98,025 3,757.60 46.97	101,844 3,904.00 48.80	104,828 4,018.40 50.23	108,063 4,142.40 51.78	110,212 4,224.80 52.81
CH POWER ENG 2ND CL C2E	86,191 3,304.00 41.30	89,343 3,424.80 42.81	92,640 3,551.20 44.39	96,292 3,691.20 46.14	99,172 3,801.60 47.52	101,134 3,876.80 48.46	
CH POWER ENG 3RD CL C3E	68,786 2,636.80 32.96	71,249 2,731.20 34.14	73,878 2,832.00 35.40	76,758 2,942.40 36.78	78,324 3,002.40 37.53		
CONSTRUCTION SPVR 1 CU1	62,212 2,384.80 29.81	64,404 2,468.80 30.86	66,804 2,560.80 32.01	69,350 2,658.40 33.23	71,979 2,759.20 34.49	73,357 2,812.00 35.15	
CONSTRUCTION SPVR 2 CU2	68,807 2,637.60 32.97	71,249 2,731.20 34.14	74,066 2,839.20 35.49	76,925 2,948.80 36.86	79,868 3,061.60 38.27	81,475 3,123.20 39.04	
CONSTRUCTION WKR LH CLH	45,496 1,744.00 21.80	47,019 1,802.40 22.53	48,480 1,858.40 23.23	49,461 1,896.00 23.70			
CONSTRUCTION WORKER CWR	42,637 1,634.40 20.43	44,097 1,690.40 21.13	45,558 1,746.40 21.83	47,019 1,802.40 22.53	48,000 1,840.00 23.00		
COOK 1 CK1	42,741 1,638.40 20.48	43,889 1,682.40 21.03	44,995 1,724.80 21.56	46,205 1,771.20 22.14	47,708 1,828.80 22.86	49,085 1,881.60 23.52	50,087 1,920.00 24.00
COOK 2 CK2	47,270 1,812.00 22.65	48,438 1,856.80 23.21	49,691 1,904.80 23.81	51,047 1,956.80 24.46	52,424 2,009.60 25.12	53,864 2,064.80 25.81	54,950 2,106.40 26.33


 denotes 20 years


 denotes 25 years

Alternate formats available.

**Effective 2023 03 25 through 2023 10 06**

COOK 3	50,692	52,007	53,364	54,783	56,202	57,725	58,873				
CK3	1,943.20	1,993.60	2,045.60	2,100.00	2,154.40	2,212.80	2,256.80				
	24.29	24.92	25.57	26.25	26.93	27.66	28.21				
DEP CH POWER ENG 1ST	81,579	84,647	87,965	91,158	93,871	95,771					
DOE	3,127.20	3,244.80	3,372.00	3,494.40	3,598.40	3,671.20					
	39.09	40.56	42.15	43.68	44.98	45.89					
DEP CH POWER ENG 2ND	67,576	70,018	72,564	75,277	76,800						
D2E	2,590.40	2,684.00	2,781.60	2,885.60	2,944.00						
	32.38	33.55	34.77	36.07	36.80						
DEP CH POWER ENG 3RD	67,388	69,684	72,251	74,922	76,424						
D3E	2,583.20	2,671.20	2,769.60	2,872.00	2,929.60						
	32.29	33.39	34.62	35.90	36.62						
FACILITY MANAGER 1	42,073	43,451	46,038	47,583	49,023	50,671	52,445	54,094	55,659	56,786	
FM1	1,612.80	1,665.60	1,764.80	1,824.00	1,879.20	1,942.40	2,010.40	2,073.60	2,133.60	2,176.80	
	20.16	20.82	22.06	22.80	23.49	24.28	25.13	25.92	26.67	27.21	
FACILITY MANAGER 2	49,023	50,671	52,445	54,240	55,972	58,205	59,917	61,691	62,943		
FM2	1,879.20	1,942.40	2,010.40	2,079.20	2,145.60	2,231.20	2,296.80	2,364.80	2,412.80		
	23.49	24.28	25.13	25.99	26.82	27.89	28.71	29.56	30.16		
FACILITY MANAGER 3	55,972	58,205	60,856	63,485	65,885	68,369	70,310	72,522	73,983		
FM3	2,145.60	2,231.20	2,332.80	2,433.60	2,525.60	2,620.80	2,695.20	2,780.00	2,836.00		
	26.82	27.89	29.16	30.42	31.57	32.76	33.69	34.75	35.45		
FACILITY MANAGER 4	64,132	66,511	69,016	71,645	75,506	78,491	81,496	83,917	86,484	88,258	
FM4	2,458.40	2,549.60	2,645.60	2,746.40	2,894.40	3,008.80	3,124.00	3,216.80	3,315.20	3,383.20	
	30.73	31.87	33.07	34.33	36.18	37.61	39.05	40.21	41.44	42.29	
FIRE RANGER 1	37,148	38,024	39,256	40,070							
FR1	1,424.00	1,457.60	1,504.80	1,536.00							
	17.80	18.22	18.81	19.20							


 denotes 20 years


 denotes 25 years

Alternate formats available.

**Effective 2023 03 25 through 2023 10 06**

FIRE RANGER 2	40,884	42,094	43,701	44,577			
FR2	1,567.20	1,613.60	1,675.20	1,708.80			
	19.59	20.17	20.94	21.36			
FIRE RANGER 3	43,033	44,348	45,704	46,602			
FR3	1,649.60	1,700.00	1,752.00	1,786.40			
	20.62	21.25	21.90	22.33			
FIRE RANGER 4	45,704	47,457	48,918	49,920			
FR4	1,752.00	1,819.20	1,875.20	1,913.60			
	21.90	22.74	23.44	23.92			
FOOD SERVICES SPVR	49,440	51,110	52,779	54,804	56,703	58,852	60,042
CK5	1,895.20	1,959.20	2,023.20	2,100.80	2,173.60	2,256.00	2,301.60
	23.69	24.49	25.29	26.26	27.17	28.20	28.77
GARAGE WORKS SPVR	62,129	64,424	66,741	69,329	71,812	73,231	
GWS	2,381.60	2,469.60	2,558.40	2,657.60	2,752.80	2,807.20	
	29.77	30.87	31.98	33.22	34.41	35.09	
GARDENER 1	41,405	42,804	44,202	45,642	47,019	48,647	49,607
GR1	1,587.20	1,640.80	1,694.40	1,749.60	1,802.40	1,864.80	1,901.60
	19.84	20.51	21.18	21.87	22.53	23.31	23.77
GARDENER 2	42,804	44,202	45,642	47,019	48,647	50,337	51,339
GR2	1,640.80	1,694.40	1,749.60	1,802.40	1,864.80	1,929.60	1,968.00
	20.51	21.18	21.87	22.53	23.31	24.12	24.60
GARDENER 3	45,642	47,019	48,647	50,337	52,070	53,844	54,929
GR3	1,749.60	1,802.40	1,864.80	1,929.60	1,996.00	2,064.00	2,105.60
	21.87	22.53	23.31	24.12	24.95	25.80	26.32
GARDENER 4	56,703	58,852	60,960	63,214	65,739	68,035	69,391
GR4	2,173.60	2,256.00	2,336.80	2,423.20	2,520.00	2,608.00	2,660.00
	27.17	28.20	29.21	30.29	31.50	32.60	33.25


 denotes 20 years


 denotes 25 years

Alternate formats available.

**Effective 2023 03 25 through 2023 10 06**

HATCHERY ASSISTANT HA	39,047 1,496.80 18.71	40,278 1,544.00 19.30	41,447 1,588.80 19.86	42,240 1,619.20 20.24			
HATCHERY HELPER HH	37,857 1,451.20 18.14	39,047 1,496.80 18.71	39,798 1,525.60 19.07				
HIGHWYS EQUIP PAINT HEP	42,804 1,640.80 20.51	44,202 1,694.40 21.18	45,642 1,749.60 21.87	47,019 1,802.40 22.53	48,647 1,864.80 23.31	50,337 1,929.60 24.12	51,339 1,968.00 24.60
LABOURER/MAINT WRKR 1 LAB/MW1	38,880 1,490.40 18.63	40,111 1,537.60 19.22	41,635 1,596.00 19.95	42,470 1,628.00 20.35			
MACHINIST MC	59,562 2,283.20 28.54	61,565 2,360.00 29.50	63,694 2,441.60 30.52	66,073 2,532.80 31.66	68,098 2,610.40 32.63	70,059 2,685.60 33.57	71,416 2,737.60 34.22
MACHINIST SRT SMC	61,565 2,360.00 29.50	63,694 2,441.60 30.52	66,073 2,532.80 31.66	68,473 2,624.80 32.81	70,602 2,706.40 33.83	72,689 2,786.40 34.83	74,087 2,840.00 35.50
MAINT ASSISTANT MAN	44,244 1,696.00 21.20	45,621 1,748.80 21.86	47,061 1,804.00 22.55	48,584 1,862.40 23.28	50,233 1,925.60 24.07	51,986 1,992.80 24.91	53,009 2,032.00 25.40
MAINT TRADES 1 SRT SM1	55,430 2,124.80 26.56	57,496 2,204.00 27.55	59,395 2,276.80 28.46	61,440 2,355.20 29.44	63,339 2,428.00 30.35	64,612 2,476.80 30.96	
MAINT TRADES 2 SRT SM2	59,395 2,276.80 28.46	61,440 2,355.20 29.44	63,694 2,441.60 30.52	66,031 2,531.20 31.64	68,077 2,609.60 32.62	69,433 2,661.60 33.27	


 denotes 20 years


 denotes 25 years

Alternate formats available.

**Effective 2023 03 25 through 2023 10 06**

MAINT TRADES 3 SRT	66,031	68,473	71,186	73,649	75,944	78,136	79,722
SM3	2,531.20	2,624.80	2,728.80	2,823.20	2,911.20	2,995.20	3,056.00
	31.64	32.81	34.11	35.29	36.39	37.44	38.20
MAINT TRADESPERSN 1	53,614	55,430	57,496	59,395	61,211	62,400	
MM1	2,055.20	2,124.80	2,204.00	2,276.80	2,346.40	2,392.00	
	25.69	26.56	27.55	28.46	29.33	29.90	
MAINT TRADESPERSN 2	57,496	59,395	61,440	63,694	65,739	66,971	
MM2	2,204.00	2,276.80	2,355.20	2,441.60	2,520.00	2,567.20	
	27.55	28.46	29.44	30.52	31.50	32.09	
MAINT TRADESPERSN 3	64,988	67,325	69,871	72,626	74,755	77,009	78,553
MM3	2,491.20	2,580.80	2,678.40	2,784.00	2,865.60	2,952.00	3,011.20
	31.14	32.26	33.48	34.80	35.82	36.90	37.64
MECH EQ MECH 2 SRT	61,565	63,694	66,073	68,473	70,602	72,689	74,087
M2S	2,360.00	2,441.60	2,532.80	2,624.80	2,706.40	2,786.40	2,840.00
	29.50	30.52	31.66	32.81	33.83	34.83	35.50
MECH EQUIP MECH 1	51,924	53,614	55,492	57,350	59,061	60,793	61,962
ME1	1,990.40	2,055.20	2,127.20	2,198.40	2,264.00	2,330.40	2,375.20
	24.88	25.69	26.59	27.48	28.30	29.13	29.69
MECH EQUIP MECH 2	59,562	61,565	63,694	66,073	68,098	70,059	71,416
ME2	2,283.20	2,360.00	2,441.60	2,532.80	2,610.40	2,685.60	2,737.60
	28.54	29.50	30.52	31.66	32.63	33.57	34.22
MECH SUPERVISOR	61,962	64,132	66,511	68,995	71,645	74,317	75,778
MSR	2,375.20	2,458.40	2,549.60	2,644.80	2,746.40	2,848.80	2,904.80
	29.69	30.73	31.87	33.06	34.33	35.61	36.31
MECHANIC 1	48,104	49,607	51,214	53,051	54,804	55,910	
MH1	1,844.00	1,901.60	1,963.20	2,033.60	2,100.80	2,143.20	
	23.05	23.77	24.54	25.42	26.26	26.79	

 denotes 20 years


 denotes 25 years




Alternate formats available.

**Effective 2023 03 25 through 2023 10 06**

MECHANIC 2	50,379	52,111	53,885	55,889	57,725	58,873
MH2	1,931.20	1,997.60	2,065.60	2,142.40	2,212.80	2,256.80
	24.14	24.97	25.82	26.78	27.66	28.21
MOBILE SUPPORT SPVR	43,430	44,807	46,205	47,875	49,440	51,110
MPS	1,664.80	1,717.60	1,771.20	1,835.20	1,895.20	1,959.20
	20.81	21.47	22.14	22.94	23.69	24.49
OPERATOR 1/MAINT WRKR 2	42,073	43,012	43,826			
OR1/MW2	1,612.80	1,648.80	1,680.00			
	20.16	20.61	21.00			
OPERATOR 2/MAINT WRKR 2	44,369	45,329	46,122			
OR2/MW2	1,700.80	1,737.60	1,768.00			
	21.26	21.72	22.10			
OPERATOR 3/MAINT WRKR 3	47,541	48,459	49,440			
OR3/MW3	1,822.40	1,857.60	1,895.20			
	22.78	23.22	23.69			
OPERATOR 4/MAINT WRKR 3	49,273	50,254	51,235			
OR4/MW3	1,888.80	1,926.40	1,964.00			
	23.61	24.08	24.55			
OPERATOR 5	51,172	52,237	53,259			
OR5	1,961.60	2,002.40	2,041.60			
	24.52	25.03	25.52			
PARK ATTENDANT 1	33,809	34,748	35,896	36,710	37,899	38,671
KA1	1,296.00	1,332.00	1,376.00	1,407.20	1,452.80	1,482.40
	16.20	16.65	17.20	17.59	18.16	18.53
PARK ATTENDANT 2	35,896	36,710	37,899	39,047	40,216	41,030
KA2	1,376.00	1,407.20	1,452.80	1,496.80	1,541.60	1,572.80
	17.20	17.59	18.16	18.71	19.27	19.66

 denotes 20 years


 denotes 25 years

Alternate formats available.

**Effective 2023 03 25 through 2023 10 06**

PARK ATTENDANT 3 KA3	39,047 1,496.80 18.71	40,216 1,541.60 19.27	41,468 1,589.60 19.87	42,866 1,643.20 20.54	44,139 1,692.00 21.15	45,057 1,727.20 21.59	
PARK ATTENDANT 4 KA4	41,468 1,589.60 19.87	42,866 1,643.20 20.54	44,139 1,692.00 21.15	45,809 1,756.00 21.95	47,270 1,812.00 22.65	48,230 1,848.80 23.11	
PARK WORKS SPVR 1 PK1	44,223 1,695.20 21.19	45,684 1,751.20 21.89	47,103 1,805.60 22.57	48,647 1,864.80 23.31	50,296 1,928.00 24.10	52,028 1,994.40 24.93	53,051 2,033.60 25.42
PARK WORKS SPVR 2 PK2	45,684 1,751.20 21.89	47,103 1,805.60 22.57	48,647 1,864.80 23.31	50,296 1,928.00 24.10	52,028 1,994.40 24.93	53,802 2,062.40 25.78	54,887 2,104.00 26.30
PARK WORKS SPVR 3 PK3	48,522 1,860.00 23.25	50,108 1,920.80 24.01	51,777 1,984.80 24.81	53,593 2,054.40 25.68	55,409 2,124.00 26.55	57,412 2,200.80 27.51	58,539 2,244.00 28.05
POWER ENG 1ST CL PL O1E	78,845 3,022.40 37.78	81,558 3,126.40 39.08	84,605 3,243.20 40.54	87,944 3,371.20 42.14	90,491 3,468.80 43.36	92,327 3,539.20 44.24	
POWER ENG 2ND CL PL O2E	69,892 2,679.20 33.49	72,480 2,778.40 34.73	75,068 2,877.60 35.97	77,885 2,985.60 37.32	79,451 3,045.60 38.07		
POWER ENG 3RD CL PL O3E	60,397 2,315.20 28.94	62,504 2,396.00 29.95	64,612 2,476.80 30.96	67,054 2,570.40 32.13	68,390 2,621.60 32.77		
POWER ENG 5TH CL O5E	47,833 1,833.60 22.92	49,419 1,894.40 23.68	50,880 1,950.40 24.38	52,633 2,017.60 25.22	53,697 2,058.40 25.73		


 denotes 20 years


 denotes 25 years

Alternate formats available.

**Effective 2023 03 25 through 2023 10 06**

PROJECT WORKS SPVR	50,817	52,675	54,699	56,452	57,600		
PWS	1,948.00	2,019.20	2,096.80	2,164.00	2,208.00		
	24.35	25.24	26.21	27.05	27.60		
RADIO TECHNICIAN 1	46,205	47,875	49,440	51,110	52,779	54,804	55,910
RT1	1,771.20	1,835.20	1,895.20	1,959.20	2,023.20	2,100.80	2,143.20
	22.14	22.94	23.69	24.49	25.29	26.26	26.79
RADIO TECHNICIAN 2	52,070	53,844	55,659	57,809	59,854	62,108	63,318
RT2	1,996.00	2,064.00	2,133.60	2,216.00	2,294.40	2,380.80	2,427.20
	24.95	25.80	26.67	27.70	28.68	29.76	30.34
RADIO TECHNICIAN 3	54,804	56,703	58,852	60,960	63,214	65,739	66,971
RT3	2,100.80	2,173.60	2,256.00	2,336.80	2,423.20	2,520.00	2,567.20
	26.26	27.17	28.20	29.21	30.29	31.50	32.09
SECURITY OFFICER 1	40,842	42,052	43,346	44,724	46,164	47,562	48,501
BG	1,565.60	1,612.00	1,661.60	1,714.40	1,769.60	1,823.20	1,859.20
	19.57	20.15	20.77	21.43	22.12	22.79	23.24
SECURITY OFFICER 2	43,805	45,183	46,664	48,146	49,691	51,318	52,320
HGG	1,679.20	1,732.00	1,788.80	1,845.60	1,904.80	1,967.20	2,005.60
	20.99	21.65	22.36	23.07	23.81	24.59	25.07
SERVICE WORKER 1	36,730	37,711	38,776	39,840	40,925	41,697	
SK1	1,408.00	1,445.60	1,486.40	1,527.20	1,568.80	1,598.40	
	17.60	18.07	18.58	19.09	19.61	19.98	
SERVICE WORKER 2	42,491	43,638	44,765	46,080	47,353	48,626	49,586
SK2	1,628.80	1,672.80	1,716.00	1,766.40	1,815.20	1,864.00	1,900.80
	20.36	20.91	21.45	22.08	22.69	23.30	23.76
SERVICE WORKER 3	44,494	45,579	47,082	48,501	50,004	51,506	52,550
SK3	1,705.60	1,747.20	1,804.80	1,859.20	1,916.80	1,974.40	2,014.40
	21.32	21.84	22.56	23.24	23.96	24.68	25.18


 denotes 20 years


 denotes 25 years

Alternate formats available.

**Effective 2023 03 25 through 2023 10 06**

SERVICE WORKER 4 SK4	46,435 1,780.00 22.25	47,833 1,833.60 22.92	49,398 1,893.60 23.67	50,922 1,952.00 24.40	52,675 2,019.20 25.24	54,491 2,088.80 26.11	55,534 2,128.80 26.61
SIGNALS TECH 1 SG1	68,098 2,610.40 32.63	70,518 2,703.20 33.79	73,127 2,803.20 35.04	76,070 2,916.00 36.45	77,593 2,974.40 37.18		
SIGNALS TECH 2 SG2	70,518 2,703.20 33.79	73,127 2,803.20 35.04	76,070 2,916.00 36.45	78,741 3,018.40 37.73	80,306 3,078.40 38.48		
SPVRING MECHANIC SVM	52,779 2,023.20 25.29	54,804 2,100.80 26.26	56,703 2,173.60 27.17	58,852 2,256.00 28.20	60,042 2,301.60 28.77		
TRADES HELPER TRH	40,571 1,555.20 19.44	41,906 1,606.40 20.08	43,284 1,659.20 20.74	44,619 1,710.40 21.38	46,038 1,764.80 22.06	47,562 1,823.20 22.79	48,480 1,858.40 23.23
TRADES HELPER LH TRL	41,906 1,606.40 20.08	43,284 1,659.20 20.74	44,619 1,710.40 21.38	46,038 1,764.80 22.06	47,562 1,823.20 22.79	49,294 1,889.60 23.62	50,275 1,927.20 24.09
WELDER WL	59,562 2,283.20 28.54	61,565 2,360.00 29.50	63,694 2,441.60 30.52	66,073 2,532.80 31.66	68,098 2,610.40 32.63	70,059 2,685.60 33.57	71,416 2,737.60 34.22
WELDER SRT SWL	58,811 2,254.40 28.18	60,877 2,333.60 29.17	63,110 2,419.20 30.24	65,426 2,508.00 31.35	67,388 2,583.20 32.29	69,412 2,660.80 33.26	70,790 2,713.60 33.92
WORKS SPVR WKS	52,278 2,004.00 25.05	54,157 2,076.00 25.95	56,327 2,159.20 26.99	58,435 2,240.00 28.00	59,604 2,284.80 28.56		

 denotes 20 years

 denotes 25 years

Alternate formats available.

**Effective 2023 03 25 through 2023 10 06**

WORKS SUPT 1	50,337	52,070	53,844	55,659	57,809	59,854	61,064
WT1	1,929.60	1,996.00	2,064.00	2,133.60	2,216.00	2,294.40	2,340.80
	24.12	24.95	25.80	26.67	27.70	28.68	29.26
WORKS SUPT 2	53,844	55,659	57,809	59,854	62,108	64,424	65,760
WT2	2,064.00	2,133.60	2,216.00	2,294.40	2,380.80	2,469.60	2,520.80
	25.80	26.67	27.70	28.68	29.76	30.87	31.51
WR SUPERVISOR	54,720	56,557	58,518	60,731	62,859	64,111	
WRS	2,097.60	2,168.00	2,243.20	2,328.00	2,409.60	2,457.60	
	26.22	27.10	28.04	29.10	30.12	30.72	

 denotes 20 years

 denotes 25 years