

SOCIAL SCIENCES COMPONENT YEAR 2 SALARY SCHEDULE

Effective 2024 03 23 through 2025 03 21

AGENCY REL COORD 1	75,312	78,149	81,213	84,371	87,624	91,331	95,152	97,516	99,521	101,507
AD1	2,886.95	2,995.70	3,113.15	3,234.23	3,358.93	3,501.03	3,647.48	3,738.10	3,814.95	3,891.08
	39.82	41.32	42.94	44.61	46.33	48.29	50.31	51.56	52.62	53.67
AGENCY REL COORD 2	81,213	84,371	87,624	91,331	95,152	99,161	103,436	106,027	108,107	110,263
AD2	3,113.15	3,234.23	3,358.93	3,501.03	3,647.48	3,801.18	3,965.03	4,064.35	4,144.10	4,226.75
	42.94	44.61	46.33	48.29	50.31	52.43	54.69	56.06	57.16	58.30
CH PHOTOGRAPHER	57,250	59,387	61,562	63,813	66,271	68,654	70,376	71,813	73,250	
CPO	2,194.58	2,276.50	2,359.88	2,446.15	2,540.40	2,631.75	2,697.73	2,752.83	2,807.93	
	30.27	31.40	32.55	33.74	35.04	36.30	37.21	37.97	38.73	
SPIRITUAL CARE PROVIDER	66,120	68,957	71,548	74,215	77,033	80,135	83,218	85,298	87,019	88,759
CHN	2,534.60	2,643.35	2,742.68	2,844.90	2,952.93	3,071.83	3,190.00	3,269.75	3,335.73	3,402.43
	34.96	36.46	37.83	39.24	40.73	42.37	44.00	45.10	46.01	46.93
COMM CORR WORKER	52,257	54,094	55,972	57,934	59,917	62,045	63,590	64,842	66,136	
CWC	2,003.20	2,073.60	2,145.60	2,220.80	2,296.80	2,378.40	2,437.60	2,485.60	2,535.20	
	25.04	25.92	26.82	27.76	28.71	29.73	30.47	31.07	31.69	
CON VISUAL/HEAR ED 1	66,650	69,203	71,813	74,499	77,147	80,229	82,215	83,898	85,582	
VH1	2,554.90	2,652.78	2,752.83	2,855.78	2,957.28	3,075.45	3,151.58	3,216.10	3,280.63	
	35.24	36.59	37.97	39.39	40.79	42.42	43.47	44.36	45.25	
CON VISUAL/HEAR ED 2	75,860	78,641	81,478	84,504	87,889	91,294	94,774	97,138	99,029	101,015
VH2	2,907.98	3,014.55	3,123.30	3,239.30	3,369.08	3,499.58	3,632.98	3,723.60	3,796.10	3,872.23
	40.11	41.58	43.08	44.68	46.47	48.27	50.11	51.36	52.36	53.41
CON VISUAL/HEAR ED 3	78,697	82,026	85,222	88,343	91,691	95,360	99,048	101,525	103,568	105,648
VH3	3,016.73	3,144.33	3,266.85	3,386.48	3,514.80	3,655.45	3,796.83	3,891.80	3,970.10	4,049.85
	41.61	43.37	45.06	46.71	48.48	50.42	52.37	53.68	54.76	55.86


denotes 20 years


denotes 25 years

Alternate formats available.

Effective 2024 03 23 through 2025 03 21

CORRESP TEACHER 4 DC4	58,233 2,232.28 30.79	60,408 2,315.65 31.94	62,735 2,404.83 33.17	65,023 2,492.55 34.38	67,368 2,582.45 35.62	70,054 2,685.40 37.04	71,813 2,752.83 37.97	73,231 2,807.20 38.72	74,688 2,863.03 39.49				
ECO DEV CONSULTANT 1 IC1	57,401 2,200.38 30.35	59,501 2,280.85 31.46	61,524 2,358.43 32.53	63,794 2,445.43 33.73	66,120 2,534.60 34.96	68,503 2,625.95 36.22	71,038 2,723.10 37.56	72,797 2,790.53 38.49	74,272 2,847.08 39.27	75,766 2,904.35 40.06			
ECO DEV CONSULTANT 2 IC2	72,664 2,785.45 38.42	75,312 2,886.95 39.82	78,149 2,995.70 41.32	81,213 3,113.15 42.94	84,371 3,234.23 44.61	87,624 3,358.93 46.33	91,331 3,501.03 48.29	93,620 3,588.75 49.50	95,454 3,659.08 50.47	97,365 3,732.30 51.48			
ECO DEV CONSULTANT 3 IC3	78,149 2,995.70 41.32	81,213 3,113.15 42.94	84,371 3,234.23 44.61	87,624 3,358.93 46.33	91,331 3,501.03 48.29	95,152 3,647.48 50.31	99,161 3,801.18 52.43	101,658 3,896.88 53.75	103,681 3,974.45 54.82	105,762 4,054.20 55.92			
ECO DEV CONSULTANT 4 IC4	84,371 3,234.23 44.61	87,624 3,358.93 46.33	91,331 3,501.03 48.29	95,152 3,647.48 50.31	99,161 3,801.18 52.43	103,436 3,965.03 54.69	107,975 4,139.03 57.09	112,608 4,316.65 59.54	115,427 4,424.68 61.03	117,772 4,514.58 62.27	120,136 4,605.20 63.52		
ECON RES ANALYST 1 ER1	50,857 1,949.53 26.89	52,616 2,016.95 27.82	54,375 2,084.38 28.75	56,304 2,158.33 29.77	58,233 2,232.28 30.79	60,408 2,315.65 31.94	62,735 2,404.83 33.17	65,023 2,492.55 34.38	67,368 2,582.45 35.62	70,054 2,685.40 37.04	71,813 2,752.83 37.97	73,231 2,807.20 38.72	74,688 2,863.03 39.49
ECON RES ANALYST 2 ER2	66,120 2,534.60 34.96	68,957 2,643.35 36.46	71,548 2,742.68 37.83	74,215 2,844.90 39.24	77,033 2,952.93 40.73	80,135 3,071.83 42.37	83,218 3,190.00 44.00	85,298 3,269.75 45.10	87,019 3,335.73 46.01	88,759 3,402.43 46.93			
ECON RES ANALYST 3 ER3	72,664 2,785.45 38.42	75,312 2,886.95 39.82	78,149 2,995.70 41.32	81,213 3,113.15 42.94	84,371 3,234.23 44.61	87,624 3,358.93 46.33	91,331 3,501.03 48.29	93,620 3,588.75 49.50	95,454 3,659.08 50.47	97,365 3,732.30 51.48			
ECON RES ANALYST 4 ER4	84,371 3,234.23 44.61	87,624 3,358.93 46.33	91,331 3,501.03 48.29	95,152 3,647.48 50.31	99,161 3,801.18 52.43	103,436 3,965.03 54.69	106,027 4,064.35 56.06	108,107 4,144.10 57.16	110,263 4,226.75 58.30				
EDUCATION CONSULTANT EDC	66,120 2,534.60 34.96	68,957 2,643.35 36.46	71,548 2,742.68 37.83	74,215 2,844.90 39.24	77,033 2,952.93 40.73	80,135 3,071.83 42.37	83,218 3,190.00 44.00	85,298 3,269.75 45.10	87,019 3,335.73 46.01	88,759 3,402.43 46.93			

 denotes 20 years

 denotes 25 years

Alternate formats available.

Effective 2024 03 23 through 2025 03 21

EDUCATIONAL ASST 1 LS1	43,973 1,685.63 23.25	45,354 1,738.55 23.98	46,886 1,797.28 24.79	48,417 1,856.00 25.60	50,025 1,917.63 26.45	51,614 1,978.53 27.29	52,900 2,027.83 27.97	53,978 2,069.15 28.54	55,056 2,110.48 29.11			
EDUCATIONAL ASST 2 LS2	49,080 1,881.38 25.95	50,857 1,949.53 26.89	52,616 2,016.95 27.82	54,375 2,084.38 28.75	56,304 2,158.33 29.77	58,233 2,232.28 30.79	59,690 2,288.10 31.56	60,881 2,333.78 32.19	62,092 2,380.18 32.83			
EDUCATIONAL ASST 3 LS3	51,614 1,978.53 27.29	53,467 2,049.58 28.27	55,321 2,120.63 29.25	57,250 2,194.58 30.27	59,387 2,276.50 31.40	61,562 2,359.88 32.55	63,094 2,418.60 33.36	64,399 2,468.63 34.05	65,685 2,517.93 34.73			
FIELD WORKER 1 NA FW1	45,354 1,738.55 23.98	46,886 1,797.28 24.79	48,417 1,856.00 25.60	50,025 1,917.63 26.45	51,614 1,978.53 27.29	53,467 2,049.58 28.27	54,810 2,101.05 28.98	55,869 2,141.65 29.54	56,985 2,184.43 30.13			
FIELD WORKER 2 NA FW2	50,857 1,949.53 26.89	52,616 2,016.95 27.82	54,375 2,084.38 28.75	56,304 2,158.33 29.77	58,233 2,232.28 30.79	60,408 2,315.65 31.94	62,735 2,404.83 33.17	64,304 2,465.00 34.00	65,534 2,512.13 34.65	66,839 2,562.15 35.34		
FIELD WORKER 3 NA FW3	57,401 2,200.38 30.35	59,501 2,280.85 31.46	61,524 2,358.43 32.53	63,794 2,445.43 33.73	66,120 2,534.60 34.96	68,503 2,625.95 36.22	71,038 2,723.10 37.56	73,894 2,832.58 39.07	75,728 2,902.90 40.04	77,222 2,960.18 40.83	78,773 3,019.63 41.65	
FIELD WORKER 4 NA FW4	63,794 2,445.43 33.73	66,120 2,534.60 34.96	68,957 2,643.35 36.46	71,378 2,736.15 37.74	74,215 2,844.90 39.24	77,033 2,952.93 40.73	80,135 3,071.83 42.37	83,218 3,190.00 44.00	86,603 3,319.78 45.79	88,759 3,402.43 46.93	90,556 3,471.30 47.88	92,371 3,540.90 48.84
GUIDANCE OFF GOF	71,491 2,740.50 37.80	74,537 2,857.23 39.41	77,336 2,964.53 40.89	80,267 3,076.90 42.44	83,312 3,193.63 44.05	86,660 3,321.95 45.82	89,988 3,449.55 47.58	92,258 3,536.55 48.78	94,055 3,605.43 49.73	95,927 3,677.20 50.72		
HERITAGE RES OFF 1 HR1	54,167 2,076.40 28.64	55,983 2,146.00 29.60	58,007 2,223.58 30.67	59,973 2,298.98 31.71	61,467 2,356.25 32.50	62,754 2,405.55 33.18	64,002 2,453.40 33.84					
HERITAGE RES OFF 2 HR2	55,983 2,146.00 29.60	58,007 2,223.58 30.67	59,973 2,298.98 31.71	62,224 2,385.25 32.90	64,607 2,476.60 34.16	66,990 2,567.95 35.42	69,373 2,659.30 36.68	72,154 2,765.88 38.15	73,969 2,835.48 39.11	75,425 2,891.30 39.88	76,938 2,949.30 40.68	


denotes 20 years


denotes 25 years

Alternate formats available.

Effective 2024 03 23 through 2025 03 21

HERITAGE RES OFF 3 HR3	70,981 2,720.93 37.53	73,723 2,826.05 38.98	76,447 2,930.45 40.42	79,321 3,040.65 41.94	82,556 3,164.63 43.65	85,714 3,285.70 45.32	87,851 3,367.63 46.45	89,648 3,436.50 47.40	91,445 3,505.38 48.35				
HERITAGE RES OFF 4 HR4	77,563 2,973.23 41.01	80,475 3,084.88 42.55	83,615 3,205.23 44.21	86,924 3,332.10 45.96	90,253 3,459.70 47.72	94,074 3,606.15 49.74	96,419 3,696.05 50.98	98,310 3,768.55 51.98	100,277 3,843.95 53.02				
HERITAGE RES OFF 5 HR5	83,615 3,205.23 44.21	86,924 3,332.10 45.96	90,253 3,459.70 47.72	94,074 3,606.15 49.74	98,008 3,756.95 51.82	102,187 3,917.18 54.03	104,722 4,014.33 55.37	106,783 4,093.35 56.46	108,921 4,175.28 57.59				
HLTH SOC DEV SPEC 1 HS1	47,567 1,823.38 25.15	49,080 1,881.38 25.95	50,857 1,949.53 26.89	52,616 2,016.95 27.82	54,375 2,084.38 28.75	56,304 2,158.33 29.77	57,704 2,211.98 30.51	58,857 2,256.20 31.12	60,030 2,301.15 31.74				
HLTH SOC DEV SPEC 2 HS2	50,857 1,949.53 26.89	52,616 2,016.95 27.82	54,375 2,084.38 28.75	56,304 2,158.33 29.77	58,233 2,232.28 30.79	60,408 2,315.65 31.94	61,940 2,374.38 32.75	63,151 2,420.78 33.39	64,418 2,469.35 34.06				
HLTH SOC DEV SPEC 3 HS3	54,375 2,084.38 28.75	56,304 2,158.33 29.77	58,233 2,232.28 30.79	60,408 2,315.65 31.94	62,735 2,404.83 33.17	65,023 2,492.55 34.38	67,368 2,582.45 35.62	70,054 2,685.40 37.04	71,813 2,752.83 37.97	73,231 2,807.20 38.72	74,688 2,863.03 39.49		
HLTH SOC DEV SPEC 4 HS4	57,401 2,200.38 30.35	59,501 2,280.85 31.46	61,524 2,358.43 32.53	63,794 2,445.43 33.73	66,120 2,534.60 34.96	68,503 2,625.95 36.22	71,038 2,723.10 37.56	73,894 2,832.58 39.07	76,768 2,942.78 40.59	79,662 3,053.70 42.12	81,648 3,129.83 43.17	83,312 3,193.63 44.05	84,977 3,257.43 44.93
HLTH SOC DEV SPEC 5 HS5	63,794 2,445.43 33.73	66,120 2,534.60 34.96	68,957 2,643.35 36.46	71,378 2,736.15 37.74	74,215 2,844.90 39.24	77,033 2,952.93 40.73	80,135 3,071.83 42.37	83,218 3,190.00 44.00	86,603 3,319.78 45.79	88,759 3,402.43 46.93	90,556 3,471.30 47.88	92,371 3,540.90 48.84	
HLTH SOC DEV SPEC 6 HS6	78,149 2,995.70 41.32	81,213 3,113.15 42.94	84,371 3,234.23 44.61	87,624 3,358.93 46.33	91,331 3,501.03 48.29	95,152 3,647.48 50.31	97,516 3,738.10 51.56	99,521 3,814.95 52.62	101,507 3,891.08 53.67				
HOME ADVISOR 1 HV1	43,217 1,656.63 22.85	44,597 1,709.55 23.58	46,034 1,764.65 24.34	47,567 1,823.38 25.15	49,080 1,881.38 25.95	50,857 1,949.53 26.89	52,124 1,998.10 27.56	53,089 2,035.08 28.07	54,148 2,075.68 28.63				

 denotes 20 years

 denotes 25 years

Alternate formats available.

Effective 2024 03 23 through 2025 03 21

HOME ADVISOR 2	47,321	48,777	50,290	51,822	53,619	55,283	56,664	57,780	58,933				
HV2	1,813.95	1,869.78	1,927.78	1,986.50	2,055.38	2,119.18	2,172.10	2,214.88	2,259.10				
	25.02	25.79	26.59	27.40	28.35	29.23	29.96	30.55	31.16				
ILLUSTRATOR 1	43,973	45,354	46,886	48,417	50,025	51,614	52,900	53,978	55,056				
IL1	1,685.63	1,738.55	1,797.28	1,856.00	1,917.63	1,978.53	2,027.83	2,069.15	2,110.48				
	23.25	23.98	24.79	25.60	26.45	27.29	27.97	28.54	29.11				
ILLUSTRATOR 2	51,614	53,467	55,321	57,250	59,387	61,562	63,094	64,399	65,685				
IL2	1,978.53	2,049.58	2,120.63	2,194.58	2,276.50	2,359.88	2,418.60	2,468.63	2,517.93				
	27.29	28.27	29.25	30.27	31.40	32.55	33.36	34.05	34.73				
ILLUSTRATOR 3	55,321	57,250	59,387	61,562	63,813	66,271	67,917	69,335	70,716				
IL3	2,120.63	2,194.58	2,276.50	2,359.88	2,446.15	2,540.40	2,603.48	2,657.85	2,710.78				
	29.25	30.27	31.40	32.55	33.74	35.04	35.91	36.66	37.39				
INFORM WRITER 1	49,080	50,857	52,616	54,375	56,304	58,233	59,690	60,881	62,092				
IW1	1,881.38	1,949.53	2,016.95	2,084.38	2,158.33	2,232.28	2,288.10	2,333.78	2,380.18				
	25.95	26.89	27.82	28.75	29.77	30.79	31.56	32.19	32.83				
INFORM WRITER 2	62,754	64,872	67,293	69,865	72,456	75,217	77,109	78,678	80,248				
IW2	2,405.55	2,486.75	2,579.55	2,678.15	2,777.48	2,883.33	2,955.83	3,016.00	3,076.18				
	33.18	34.30	35.58	36.94	38.31	39.77	40.77	41.60	42.43				
JURILINGUIST	84,371	87,624	91,331	95,152	99,161	103,436	107,975	112,608	115,427	117,772	120,136		
JUR	3,234.23	3,358.93	3,501.03	3,647.48	3,801.18	3,965.03	4,139.03	4,316.65	4,424.68	4,514.58	4,605.20		
	44.61	46.33	48.29	50.31	52.43	54.69	57.09	59.54	61.03	62.27	63.52		
LANGUAGE SPEC 1	56,040	58,025	59,973	62,186	64,267	66,707	69,165	71,737	74,272	77,260	79,189	80,759	82,367
LG1	2,148.18	2,224.30	2,298.98	2,383.80	2,463.55	2,557.08	2,651.33	2,749.93	2,847.08	2,961.63	3,035.58	3,095.75	3,157.38
	29.63	30.68	31.71	32.88	33.98	35.27	36.57	37.93	39.27	40.85	41.87	42.70	43.55
LANGUAGE SPEC 2	65,666	67,860	70,394	72,967	75,577	78,414	81,478	84,693	87,889	90,083	91,937	93,771	
LG2	2,517.20	2,601.30	2,698.45	2,797.05	2,897.10	3,005.85	3,123.30	3,246.55	3,369.08	3,453.18	3,524.23	3,594.55	
	34.72	35.88	37.22	38.58	39.96	41.46	43.08	44.78	46.47	47.63	48.61	49.58	
LANGUAGE SPEC 3	76,579	79,813	82,877	85,960	89,194	92,788	96,362	98,783	100,769	102,793			
LG3	2,935.53	3,059.50	3,176.95	3,295.13	3,419.10	3,556.85	3,693.88	3,786.68	3,862.80	3,940.38			
	40.49	42.20	43.82	45.45	47.16	49.06	50.95	52.23	53.28	54.35			


denotes 20 years


denotes 25 years

Alternate formats available.

Effective 2024 03 23 through 2025 03 21

LIBRARIAN 1	50,857	52,616	54,375	56,304	58,233	60,408	61,940	63,151	64,418	
LN1	1,949.53	2,016.95	2,084.38	2,158.33	2,232.28	2,315.65	2,374.38	2,420.78	2,469.35	
	26.89	27.82	28.75	29.77	30.79	31.94	32.75	33.39	34.06	
LIBRARIAN 2	56,304	58,233	60,408	62,735	65,023	67,368	70,054	71,813	73,231	74,688
LN2	2,158.33	2,232.28	2,315.65	2,404.83	2,492.55	2,582.45	2,685.40	2,752.83	2,807.20	2,863.03
	29.77	30.79	31.94	33.17	34.38	35.62	37.04	37.97	38.72	39.49
LIBRARIAN 3	62,735	65,023	67,368	70,054	73,440	76,863	78,773	80,381	81,988	
LN3	2,404.83	2,492.55	2,582.45	2,685.40	2,815.18	2,946.40	3,019.63	3,081.25	3,142.88	
	33.17	34.38	35.62	37.04	38.83	40.64	41.65	42.50	43.35	
LIBRARIAN 4	66,120	68,957	71,548	74,215	77,033	80,135	83,218	85,298	87,019	88,759
LN4	2,534.60	2,643.35	2,742.68	2,844.90	2,952.93	3,071.83	3,190.00	3,269.75	3,335.73	3,402.43
	34.96	36.46	37.83	39.24	40.73	42.37	44.00	45.10	46.01	46.93
LIBRARY TECHNICIAN 1	46,318	47,491	48,758	50,082	51,519	53,108	54,432	55,510	56,626	
LY1	1,775.53	1,820.48	1,869.05	1,919.80	1,974.90	2,035.80	2,086.55	2,127.88	2,170.65	
	24.49	25.11	25.78	26.48	27.24	28.08	28.78	29.35	29.94	
LIBRARY TECHNICIAN 2	52,484	53,827	55,283	56,815	58,328	59,992	61,487	62,773	64,021	
LY2	2,011.88	2,063.35	2,119.18	2,177.90	2,235.90	2,299.70	2,356.98	2,406.28	2,454.13	
	27.75	28.46	29.23	30.04	30.84	31.72	32.51	33.19	33.85	
LIBRARY TECHNICIAN 3	54,356	55,888	57,571	59,274	61,184	63,018	64,588	65,912	67,236	
LY3	2,083.65	2,142.38	2,206.90	2,272.15	2,345.38	2,415.70	2,475.88	2,526.63	2,577.38	
	28.74	29.55	30.44	31.34	32.35	33.32	34.15	34.85	35.55	
MEDIA SPECIALIST 1	68,957	71,548	74,215	77,033	80,135	83,218	85,298	87,019	88,759	
MS1	2,643.35	2,742.68	2,844.90	2,952.93	3,071.83	3,190.00	3,269.75	3,335.73	3,402.43	
	36.46	37.83	39.24	40.73	42.37	44.00	45.10	46.01	46.93	
MEDIA SPECIALIST 2	72,664	75,312	78,149	81,213	84,371	87,624	91,331	93,620	95,454	97,365
MS2	2,785.45	2,886.95	2,995.70	3,113.15	3,234.23	3,358.93	3,501.03	3,588.75	3,659.08	3,732.30
	38.42	39.82	41.32	42.94	44.61	46.33	48.29	49.50	50.47	51.48
MEDIA TECHNICIAN 1	44,597	46,034	47,567	49,080	50,857	52,616	53,940	55,018	56,115	
TA1	1,709.55	1,764.65	1,823.38	1,881.38	1,949.53	2,016.95	2,067.70	2,109.03	2,151.08	
	23.58	24.34	25.15	25.95	26.89	27.82	28.52	29.09	29.67	

 denotes 20 years

 denotes 25 years

Alternate formats available.

Effective 2024 03 23 through 2025 03 21

MEDIA TECHNICIAN 2 TA2	49,080 1,881.38 25.95	50,857 1,949.53 26.89	52,616 2,016.95 27.82	54,375 2,084.38 28.75	56,304 2,158.33 29.77	58,233 2,232.28 30.79	59,690 2,288.10 31.56	60,881 2,333.78 32.19	62,092 2,380.18 32.83				
MEDIA TECHNICIAN 3 TA3	53,467 2,049.58 28.27	55,321 2,120.63 29.25	57,250 2,194.58 30.27	59,387 2,276.50 31.40	61,562 2,359.88 32.55	63,813 2,446.15 33.74	65,420 2,507.78 34.59	66,801 2,560.70 35.32	68,144 2,612.18 36.03				
PLANNING PROG AN 1 PM1	50,857 1,949.53 26.89	52,616 2,016.95 27.82	54,375 2,084.38 28.75	56,304 2,158.33 29.77	58,233 2,232.28 30.79	60,408 2,315.65 31.94	62,735 2,404.83 33.17	65,023 2,492.55 34.38	67,368 2,582.45 35.62	70,054 2,685.40 37.04	71,813 2,752.83 37.97	73,231 2,807.20 38.72	74,688 2,863.03 39.49
PLANNING PROG AN 2 PM2	66,120 2,534.60 34.96	68,957 2,643.35 36.46	71,548 2,742.68 37.83	74,215 2,844.90 39.24	77,033 2,952.93 40.73	80,135 3,071.83 42.37	83,218 3,190.00 44.00	85,298 3,269.75 45.10	87,019 3,335.73 46.01	88,759 3,402.43 46.93			
PLANNING PROG AN 3 PM3	72,664 2,785.45 38.42	75,312 2,886.95 39.82	78,149 2,995.70 41.32	81,213 3,113.15 42.94	84,371 3,234.23 44.61	87,624 3,358.93 46.33	91,331 3,501.03 48.29	93,620 3,588.75 49.50	95,454 3,659.08 50.47	97,365 3,732.30 51.48			
PLANNING PROG AN 4 PM4	81,213 3,113.15 42.94	84,371 3,234.23 44.61	87,624 3,358.93 46.33	91,331 3,501.03 48.29	95,152 3,647.48 50.31	99,161 3,801.18 52.43	103,436 3,965.03 54.69	106,027 4,064.35 56.06	108,107 4,144.10 57.16	110,263 4,226.75 58.30			
PROBATION OFFICER 1 PB1	54,621 2,093.80 28.88	56,588 2,169.20 29.92	58,441 2,240.25 30.90	60,597 2,322.90 32.04	62,640 2,401.20 33.12	64,967 2,490.38 34.35	66,593 2,552.73 35.21	67,860 2,601.30 35.88	69,222 2,653.50 36.60				
PROBATION OFFICER 2 PB2	58,574 2,245.33 30.97	60,673 2,325.80 32.08	62,754 2,405.55 33.18	65,080 2,494.73 34.41	67,595 2,591.15 35.74	70,073 2,686.13 37.05	72,570 2,781.83 38.37	75,463 2,892.75 39.90	77,336 2,964.53 40.89	78,887 3,023.98 41.71	80,456 3,084.15 42.54		
PROBATION OFFICER 3 PB3	62,300 2,388.15 32.94	64,607 2,476.60 34.16	66,763 2,559.25 35.30	69,279 2,655.68 36.63	71,794 2,752.10 37.96	74,366 2,850.70 39.32	77,147 2,957.28 40.79	80,191 3,074.00 42.40	83,350 3,195.08 44.07	86,471 3,314.70 45.72	88,627 3,397.35 46.86	90,442 3,466.95 47.82	92,258 3,536.55 48.78
RECREATION CONSULT 1 RR1	47,680 1,827.73 25.21	49,080 1,881.38 25.95	50,857 1,949.53 26.89	52,616 2,016.95 27.82	54,375 2,084.38 28.75	56,304 2,158.33 29.77	57,704 2,211.98 30.51	58,857 2,256.20 31.12	60,030 2,301.15 31.74				


denotes 20 years


denotes 25 years

Alternate formats available.

Effective 2024 03 23 through 2025 03 21

RECREATION CONSULT 2	58,233	60,408	62,735	65,023	67,368	70,054	71,813	73,231	74,688
RR2	2,232.28	2,315.65	2,404.83	2,492.55	2,582.45	2,685.40	2,752.83	2,807.20	2,863.03
	30.79	31.94	33.17	34.38	35.62	37.04	37.97	38.72	39.49
RECREATION CONSULT 3	66,120	68,503	71,038	73,894	76,768	79,662	81,648	83,312	84,977
RR3	2,534.60	2,625.95	2,723.10	2,832.58	2,942.78	3,053.70	3,129.83	3,193.63	3,257.43
	34.96	36.22	37.56	39.07	40.59	42.12	43.17	44.05	44.93
RECREATION CONSULT 4	71,548	74,215	77,033	80,135	83,218	86,603	88,759	90,556	92,371
RR4	2,742.68	2,844.90	2,952.93	3,071.83	3,190.00	3,319.78	3,402.43	3,471.30	3,540.90
	37.83	39.24	40.73	42.37	44.00	45.79	46.93	47.88	48.84
RESEARCH ASSIST 1	43,217	44,597	46,034	47,567	49,080	50,857	52,124	53,089	54,148
RH1	1,656.63	1,709.55	1,764.65	1,823.38	1,881.38	1,949.53	1,998.10	2,035.08	2,075.68
	22.85	23.58	24.34	25.15	25.95	26.89	27.56	28.07	28.63
RESEARCH ASSIST 2	49,080	50,857	52,616	54,375	56,304	58,233	59,690	60,881	62,092
RH2	1,881.38	1,949.53	2,016.95	2,084.38	2,158.33	2,232.28	2,288.10	2,333.78	2,380.18
	25.95	26.89	27.82	28.75	29.77	30.79	31.56	32.19	32.83
RESIDENCE COUNSELR	53,051	54,489	55,983	57,628	59,217	61,051	62,602	63,775	65,042
RCR	2,033.63	2,088.73	2,146.00	2,209.08	2,269.98	2,340.30	2,399.75	2,444.70	2,493.28
	28.05	28.81	29.60	30.47	31.31	32.28	33.10	33.72	34.39
RESOURCE EXT OFF 1	54,375	56,304	58,233	60,408	62,735	65,023	66,650	67,955	69,317
RX1	2,084.38	2,158.33	2,232.28	2,315.65	2,404.83	2,492.55	2,554.90	2,604.93	2,657.13
	28.75	29.77	30.79	31.94	33.17	34.38	35.24	35.93	36.65
RESOURCE EXT OFF 2	61,524	63,794	66,120	68,503	71,038	73,894	75,728	77,222	78,773
RX2	2,358.43	2,445.43	2,534.60	2,625.95	2,723.10	2,832.58	2,902.90	2,960.18	3,019.63
	32.53	33.73	34.96	36.22	37.56	39.07	40.04	40.83	41.65
RESOURCE EXT OFF 3	68,957	71,548	74,215	77,033	80,135	83,218	85,298	87,019	88,759
RX3	2,643.35	2,742.68	2,844.90	2,952.93	3,071.83	3,190.00	3,269.75	3,335.73	3,402.43
	36.46	37.83	39.24	40.73	42.37	44.00	45.10	46.01	46.93
RESOURCE EXT OFF 4	78,149	81,213	84,371	87,624	91,331	95,152	97,516	99,521	101,507
RX4	2,995.70	3,113.15	3,234.23	3,358.93	3,501.03	3,647.48	3,738.10	3,814.95	3,891.08
	41.32	42.94	44.61	46.33	48.29	50.31	51.56	52.62	53.67


 denotes 20 years


 denotes 25 years

Alternate formats available.

Effective 2024 03 23 through 2025 03 21

SOCIAL SERVICES WKR 1	49,287	50,725	52,333	53,940	55,718	57,496	58,933	60,163	61,373				
SP1	1,889.35	1,944.45	2,006.08	2,067.70	2,135.85	2,204.00	2,259.10	2,306.23	2,352.63				
	26.06	26.82	27.67	28.52	29.46	30.40	31.16	31.81	32.45				
SOCIAL SERVICES WKR 2	51,784	53,657	55,453	57,420	59,444	61,600	63,132	64,437	65,723				
SP2	1,985.05	2,056.83	2,125.70	2,201.10	2,278.68	2,361.33	2,420.05	2,470.08	2,519.38				
	27.38	28.37	29.32	30.36	31.43	32.57	33.38	34.07	34.75				
SOCIAL SERVICES WKR 3	56,569	58,631	60,597	62,848	65,212	67,671	70,073	72,815	74,650	76,144	77,676		
SP3	2,168.48	2,247.50	2,322.90	2,409.18	2,499.80	2,594.05	2,686.13	2,791.25	2,861.58	2,918.85	2,977.58		
	29.91	31.00	32.04	33.23	34.48	35.78	37.05	38.50	39.47	40.26	41.07		
SOCIAL SERVICES WKR 4	62,337	64,626	66,839	69,279	71,832	74,404	77,165	80,267	83,369	86,490	88,646	90,480	92,296
SP4	2,389.60	2,477.33	2,562.15	2,655.68	2,753.55	2,852.15	2,958.00	3,076.90	3,195.80	3,315.43	3,398.08	3,468.40	3,538.00
	32.96	34.17	35.34	36.63	37.98	39.34	40.80	42.44	44.08	45.73	46.87	47.84	48.80
SOCIAL SERVICES WKR 5	72,021	74,688	77,827	80,589	83,709	86,981	90,499	93,922	97,762	100,221	102,187	104,230	
SP5	2,760.80	2,863.03	2,983.38	3,089.23	3,208.85	3,334.28	3,469.13	3,600.35	3,747.53	3,841.78	3,917.18	3,995.48	
	38.08	39.49	41.15	42.61	44.26	45.99	47.85	49.66	51.69	52.99	54.03	55.11	
SOCIAL SERVICES WKR 6	87,019	90,367	93,922	97,629	101,620	105,875	108,523	110,698	112,911				
SP6	3,335.73	3,464.05	3,600.35	3,742.45	3,895.43	4,058.55	4,160.05	4,243.43	4,328.25				
	46.01	47.78	49.66	51.62	53.73	55.98	57.38	58.53	59.70				
SPVR INMATE TR CORR	63,529	65,761	68,068	70,584	73,175	75,860	78,905	81,969	85,071	87,189	88,929	90,707	
SIT	2,435.28	2,520.83	2,609.28	2,705.70	2,805.03	2,907.98	3,024.70	3,142.15	3,261.05	3,342.25	3,408.95	3,477.10	
	33.59	34.77	35.99	37.32	38.69	40.11	41.72	43.34	44.98	46.10	47.02	47.96	
SPVR INSTIT PR HDGY	71,548	74,215	77,033	80,135	83,218	86,603	88,759	90,556	92,371				
SIH	2,742.68	2,844.90	2,952.93	3,071.83	3,190.00	3,319.78	3,402.43	3,471.30	3,540.90				
	37.83	39.24	40.73	42.37	44.00	45.79	46.93	47.88	48.84				
SENIOR RSRCH ANALYST	84,371	87,624	91,331	95,152	99,161	103,436	107,975	112,608	115,427	117,772	120,136		
SER	3,234.23	3,358.93	3,501.03	3,647.48	3,801.18	3,965.03	4,139.03	4,316.65	4,424.68	4,514.58	4,605.20		
	44.61	46.33	48.29	50.31	52.43	54.69	57.09	59.54	61.03	62.27	63.52		
STATISTICAL ANAL 1	58,233	60,408	62,735	65,023	67,368	70,054	71,813	73,231	74,688				
SS1	2,232.28	2,315.65	2,404.83	2,492.55	2,582.45	2,685.40	2,752.83	2,807.20	2,863.03				
	30.79	31.94	33.17	34.38	35.62	37.04	37.97	38.72	39.49				

 denotes 20 years


 denotes 25 years

Alternate formats available.

Effective 2024 03 23 through 2025 03 21

STATISTICAL ANAL 2 SS2	68,957 2,643.35 36.46	71,548 2,742.68 37.83	74,215 2,844.90 39.24	77,033 2,952.93 40.73	80,135 3,071.83 42.37	83,218 3,190.00 44.00	86,603 3,319.78 45.79	88,759 3,402.43 46.93	90,556 3,471.30 47.88	92,371 3,540.90 48.84		
STATISTICAL ANAL 3 SS3	75,312 2,886.95 39.82	78,149 2,995.70 41.32	81,213 3,113.15 42.94	84,371 3,234.23 44.61	87,624 3,358.93 46.33	91,331 3,501.03 48.29	93,620 3,588.75 49.50	95,454 3,659.08 50.47	97,365 3,732.30 51.48			
TEACHER INSTITUT 1 TN1	55,491 2,127.15 29.34	57,363 2,198.93 30.33	59,406 2,277.23 31.41	61,467 2,356.25 32.50	63,661 2,440.35 33.66	65,818 2,523.00 34.80	67,463 2,586.08 35.67	68,768 2,636.10 36.36	70,149 2,689.03 37.09			
TEACHER INSTITUT 2 TN2	62,224 2,385.25 32.90	64,399 2,468.63 34.05	66,631 2,554.18 35.23	69,014 2,645.53 36.49	71,529 2,741.95 37.82	74,234 2,845.63 39.25	77,071 2,954.38 40.75	79,832 3,060.23 42.21	82,764 3,172.60 43.76	84,825 3,251.63 44.85	86,508 3,316.15 45.74	88,230 3,382.13 46.65
TEACHER INSTITUT 3 TN3	74,347 2,849.98 39.31	77,165 2,958.00 40.80	79,946 3,064.58 42.27	82,877 3,176.95 43.82	85,903 3,292.95 45.42	89,270 3,422.00 47.20	92,617 3,550.33 48.97	94,925 3,638.78 50.19	96,816 3,711.28 51.19	98,745 3,785.23 52.21		
TEACHER OF DEAF 1 TF1	69,203 2,652.78 36.59	71,794 2,752.10 37.96	74,347 2,849.98 39.31	77,090 2,955.10 40.76	79,908 3,063.13 42.25	83,066 3,184.20 43.92	85,128 3,263.23 45.01	86,830 3,328.48 45.91	88,570 3,395.18 46.83			
TEACHER OF DEAF 2 TF2	71,794 2,752.10 37.96	74,347 2,849.98 39.31	77,090 2,955.10 40.76	79,908 3,063.13 42.25	83,066 3,184.20 43.92	86,300 3,308.18 45.63	89,572 3,433.60 47.36	91,804 3,519.15 48.54	93,658 3,590.20 49.52	95,530 3,661.98 50.51		
TEACHER OF DEAF 3 TF3	74,347 2,849.98 39.31	77,468 2,969.60 40.96	80,400 3,081.98 42.51	83,501 3,200.88 44.15	86,622 3,320.50 45.80	90,140 3,455.35 47.66	93,563 3,586.58 49.47	95,908 3,676.48 50.71	97,800 3,748.98 51.71	99,748 3,823.65 52.74		
TRANSLATOR 1 TS1	62,754 2,405.55 33.18	64,872 2,486.75 34.30	67,293 2,579.55 35.58	69,865 2,678.15 36.94	72,456 2,777.48 38.31	75,217 2,883.33 39.77	78,338 3,002.95 41.42	80,305 3,078.35 42.46	81,913 3,139.98 43.31	83,558 3,203.05 44.18		
TRANSLATOR 2 TS2	78,414 3,005.85 41.46	81,288 3,116.05 42.98	84,409 3,235.68 44.63	87,776 3,364.73 46.41	91,237 3,497.40 48.24	95,001 3,641.68 50.23	98,972 3,793.93 52.33	101,450 3,888.90 53.64	103,492 3,967.20 54.72	105,554 4,046.23 55.81		


 denotes 20 years


 denotes 25 years

Alternate formats available.

Effective 2024 03 23 through 2025 03 21

TRANSLATOR 3	81,704	84,655	88,059	91,539	95,057	98,972	103,152	105,743	107,861	110,017
TS3	3,132.00	3,245.10	3,375.60	3,509.00	3,643.85	3,793.93	3,954.15	4,053.48	4,134.68	4,217.33
	43.20	44.76	46.56	48.40	50.26	52.33	54.54	55.91	57.03	58.17

 denotes 20 years

 denotes 25 years