

Alternate formats available.

TRADES COMPONENT YEAR 2 SALARY SCHEDULE

Effective 2024 03 23 through 2025 03 21

AIR MECHANIC	47,478	49,190	50,797	52,508	54,240	56,306	57,725	58,894	60,063
AME	1,820.00	1,885.60	1,947.20	2,012.80	2,079.20	2,158.40	2,212.80	2,257.60	2,302.40
	22.75	23.57	24.34	25.16	25.99	26.98	27.66	28.22	28.78
AIRPORT EQUIP OP 1	42,950	44,223	45,454	46,957	48,459	49,941	51,193	52,320	53,364
AQ1	1,646.40	1,695.20	1,742.40	1,800.00	1,857.60	1,914.40	1,962.40	2,005.60	2,045.60
	20.58	21.19	21.78	22.50	23.22	23.93	24.53	25.07	25.57
AIRPORT EQUIP OP 2	47,729	49,273	50,859	52,362	54,240	56,077	57,475	58,539	59,708
AQ2	1,829.60	1,888.80	1,949.60	2,007.20	2,079.20	2,149.60	2,203.20	2,244.00	2,288.80
	22.87	23.61	24.37	25.09	25.99	26.87	27.54	28.05	28.61
AIRPORT MANAGER 1	55,158	56,849	58,957	60,897	63,005	65,238	66,866	68,244	69,600
RM1	2,114.40	2,179.20	2,260.00	2,334.40	2,415.20	2,500.80	2,563.20	2,616.00	2,668.00
	26.43	27.24	28.25	29.18	30.19	31.26	32.04	32.70	33.35
AIRPORT MANAGER 2	61,878	64,070	66,324	68,786	71,374	73,983	75,819	77,280	78,824
RM2	2,372.00	2,456.00	2,542.40	2,636.80	2,736.00	2,836.00	2,906.40	2,962.40	3,021.60
	29.65	30.70	31.78	32.96	34.20	35.45	36.33	37.03	37.77
AIRPORT MANAGER 3	70,080	72,689	75,131	77,990	80,891	83,938	86,024	87,778	89,531
RM3	2,686.40	2,786.40	2,880.00	2,989.60	3,100.80	3,217.60	3,297.60	3,364.80	3,432.00
	33.58	34.83	36.00	37.37	38.76	40.22	41.22	42.06	42.90
AREA WORKS SPVR	57,913	59,833	61,899	64,237	66,511	68,181	69,538	70,936	
ARS	2,220.00	2,293.60	2,372.80	2,462.40	2,549.60	2,613.60	2,665.60	2,719.20	
	27.75	28.67	29.66	30.78	31.87	32.67	33.32	33.99	
ASST POWR ENG 1ST CL	62,922	64,988	67,409	69,851	72,251	74,818	76,675	78,219	79,784
A0E	2,412.00	2,491.20	2,584.00	2,677.60	2,769.60	2,868.00	2,939.20	2,998.40	3,058.40
	30.15	31.14	32.30	33.47	34.62	35.85	36.74	37.48	38.23


denotes 20 years

denotes 25 years

Alternate formats available.

Effective 2024 03 23 through 2025 03 21

ASST POWR ENG 2ND CL	56,327	58,247	60,292	62,400	64,550	66,824	68,494	69,871	71,270		
A2E	2,159.20	2,232.80	2,311.20	2,392.00	2,474.40	2,561.60	2,625.60	2,678.40	2,732.00		
	26.99	27.91	28.89	29.90	30.93	32.02	32.82	33.48	34.15		
ASST WORKS SPVR	51,297	53,197	54,804	57,287	59,103	60,584	61,691	62,922			
AWS	1,966.40	2,039.20	2,100.80	2,196.00	2,265.60	2,322.40	2,364.80	2,412.00			
	24.58	25.49	26.26	27.45	28.32	29.03	29.56	30.15			
AUTO EQUIP MECH	56,473	58,351	60,292	62,504	64,070	65,280	66,595				
AEM	2,164.80	2,236.80	2,311.20	2,396.00	2,456.00	2,502.40	2,552.80				
	27.06	27.96	28.89	29.95	30.70	31.28	31.91				
AUTO EQUIP MECH SRT	55,764	57,621	59,666	61,837	63,381	64,675	65,969				
AMS	2,137.60	2,208.80	2,287.20	2,370.40	2,429.60	2,479.20	2,528.80				
	26.72	27.61	28.59	29.63	30.37	30.99	31.61				
AVIONICS TECHNIC 1	57,496	59,666	61,774	64,070	66,344	68,786	70,831	73,106	74,922	76,466	77,990
AT1	2,204.00	2,287.20	2,368.00	2,456.00	2,543.20	2,636.80	2,715.20	2,802.40	2,872.00	2,931.20	2,989.60
	27.55	28.59	29.60	30.70	31.79	32.96	33.94	35.03	35.90	36.64	37.37
AVIONICS TECHNIC 2	71,437	74,191	77,092	80,098	83,291	86,546	89,176	91,805	94,101	96,000	97,920
AT2	2,738.40	2,844.00	2,955.20	3,070.40	3,192.80	3,317.60	3,418.40	3,519.20	3,607.20	3,680.00	3,753.60
	34.23	35.55	36.94	38.38	39.91	41.47	42.73	43.99	45.09	46.00	46.92
BOAT MATE	42,553	43,972	45,412	46,894	48,313	49,983	51,235	52,237	53,280		
BMT	1,631.20	1,685.60	1,740.80	1,797.60	1,852.00	1,916.00	1,964.00	2,002.40	2,042.40		
	20.39	21.07	21.76	22.47	23.15	23.95	24.55	25.03	25.53		
BUILDING SER WRKR 1	37,795	38,901	40,111	41,384	42,699	44,097	45,183	46,038	46,957		
BW1	1,448.80	1,491.20	1,537.60	1,586.40	1,636.80	1,690.40	1,732.00	1,764.80	1,800.00		
	18.11	18.64	19.22	19.83	20.46	21.13	21.65	22.06	22.50		
BUILDING SER WRKR 2	38,901	40,111	41,384	42,699	44,097	45,704	46,831	47,812	48,772		
BW2	1,491.20	1,537.60	1,586.40	1,636.80	1,690.40	1,752.00	1,795.20	1,832.80	1,869.60		
	18.64	19.22	19.83	20.46	21.13	21.90	22.44	22.91	23.37		


 denotes 20 years


 denotes 25 years

Alternate formats available.

Effective 2024 03 23 through 2025 03 21

BUILDING SER WRKR 3 BW3	40,737 1,561.60 19.52	42,115 1,614.40 20.18	43,388 1,663.20 20.79	44,807 1,717.60 21.47	46,289 1,774.40 22.18	47,979 1,839.20 22.99	49,169 1,884.80 23.56	50,191 1,924.00 24.05	51,193 1,962.40 24.53
CAMP COOK 1 CA1	39,444 1,512.00 18.90	40,550 1,554.40 19.43	42,177 1,616.80 20.21	43,221 1,656.80 20.71	44,077 1,689.60 21.12	44,953 1,723.20 21.54			
CAMP COOK 2 CA2	43,388 1,663.20 20.79	44,849 1,719.20 21.49	46,289 1,774.40 22.18	47,457 1,819.20 22.74	48,355 1,853.60 23.17	49,315 1,890.40 23.63			
CASUAL NURSERY WRKR CNW	32,807 1,257.60 15.72	32,807 1,257.60 15.72	33,621 1,288.80 16.11	33,621 1,288.80 16.11	34,289 1,314.40 16.43				
CH POWER ENG 1ST C1E	93,371 3,579.20 44.74	96,960 3,716.80 46.46	100,717 3,860.80 48.26	104,640 4,011.20 50.14	107,708 4,128.80 51.61	111,026 4,256.00 53.20	113,802 4,362.40 54.53	116,077 4,449.60 55.62	118,393 4,538.40 56.73
CH POWER ENG 2ND CL C2E	88,571 3,395.20 42.44	91,805 3,519.20 43.99	95,186 3,648.80 45.61	98,943 3,792.80 47.41	101,906 3,906.40 48.83	104,452 4,004.00 50.05	106,518 4,083.20 51.04	108,647 4,164.80 52.06	
CH POWER ENG 3RD CL C3E	70,685 2,709.60 33.87	73,211 2,806.40 35.08	75,903 2,909.60 36.37	78,866 3,023.20 37.79	80,849 3,099.20 38.74	82,498 3,162.40 39.53	84,146 3,225.60 40.32		
CONSTRUCTION SPVR 1 CU1	63,924 2,450.40 30.63	66,178 2,536.80 31.71	68,640 2,631.20 32.89	71,249 2,731.20 34.14	73,962 2,835.20 35.44	75,798 2,905.60 36.32	77,259 2,961.60 37.02	78,804 3,020.80 37.76	
CONSTRUCTION SPVR 2 CU2	70,706 2,710.40 33.88	73,211 2,806.40 35.08	76,111 2,917.60 36.47	79,033 3,029.60 37.87	82,059 3,145.60 39.32	84,125 3,224.80 40.31	85,816 3,289.60 41.12	87,527 3,355.20 41.94	


 denotes 20 years


 denotes 25 years

Alternate formats available.

Effective 2024 03 23 through 2025 03 21

CONSTRUCTION WKR LH CLH	46,748 1,792.00 22.40	48,313 1,852.00 23.15	49,816 1,909.60 23.87	51,047 1,956.80 24.46	52,091 1,996.80 24.96	53,134 2,036.80 25.46						
CONSTRUCTION WORKER CWR	43,805 1,679.20 20.99	45,308 1,736.80 21.71	46,811 1,794.40 22.43	48,313 1,852.00 23.15	49,503 1,897.60 23.72	50,567 1,938.40 24.23	51,569 1,976.80 24.71					
COOK 1 CK1	43,910 1,683.20 21.04	45,099 1,728.80 21.61	46,226 1,772.00 22.15	47,478 1,820.00 22.75	49,023 1,879.20 23.49	50,442 1,933.60 24.17	51,694 1,981.60 24.77	52,758 2,022.40 25.28	53,823 2,063.20 25.79			
COOK 2 CK2	48,564 1,861.60 23.27	49,774 1,908.00 23.85	51,047 1,956.80 24.46	52,445 2,010.40 25.13	53,864 2,064.80 25.81	55,346 2,121.60 26.52	56,744 2,175.20 27.19	57,871 2,218.40 27.73	59,019 2,262.40 28.28			
COOK 3 CK3	52,091 1,996.80 24.96	53,447 2,048.80 25.61	54,824 2,101.60 26.27	56,285 2,157.60 26.97	57,746 2,213.60 27.67	59,311 2,273.60 28.42	60,793 2,330.40 29.13	62,024 2,377.60 29.72	63,256 2,424.80 30.31			
DEP CH POWER ENG 1ST DOE	83,812 3,212.80 40.16	86,984 3,334.40 41.68	90,386 3,464.80 43.31	93,663 3,590.40 44.88	96,459 3,697.60 46.22	98,859 3,789.60 47.37	100,863 3,866.40 48.33	102,887 3,944.00 49.30				
DEP CH POWER ENG 2ND D2E	69,433 2,661.60 33.27	71,938 2,757.60 34.47	74,567 2,858.40 35.73	77,343 2,964.80 37.06	79,284 3,039.20 37.99	80,891 3,100.80 38.76	82,518 3,163.20 39.54					
DEP CH POWER ENG 3RD D3E	69,245 2,654.40 33.18	71,604 2,744.80 34.31	74,233 2,845.60 35.57	76,988 2,951.20 36.89	78,908 3,024.80 37.81	80,494 3,085.60 38.57	82,101 3,147.20 39.34					
FACILITY MANAGER 1 FM1	43,221 1,656.80 20.71	44,640 1,711.20 21.39	47,311 1,813.60 22.67	48,897 1,874.40 23.43	50,379 1,931.20 24.14	52,070 1,996.00 24.95	53,885 2,065.60 25.82	55,576 2,130.40 26.63	57,183 2,192.00 27.40	58,623 2,247.20 28.09	59,812 2,292.80 28.66	61,002 2,338.40 29.23

 denotes 20 years


 denotes 25 years

Alternate formats available.

Effective 2024 03 23 through 2025 03 21

FACILITY MANAGER 2	50,379	52,070	53,885	55,722	57,517	59,812	61,565	63,381	64,967	66,282	67,618	
FM2	1,931.20	1,996.00	2,065.60	2,136.00	2,204.80	2,292.80	2,360.00	2,429.60	2,490.40	2,540.80	2,592.00	
	24.14	24.95	25.82	26.70	27.56	28.66	29.50	30.37	31.13	31.76	32.40	
FACILITY MANAGER 3	57,517	59,812	62,525	65,238	67,701	70,247	72,251	74,525	76,383	77,927	79,492	
FM3	2,204.80	2,292.80	2,396.80	2,500.80	2,595.20	2,692.80	2,769.60	2,856.80	2,928.00	2,987.20	3,047.20	
	27.56	28.66	29.96	31.26	32.44	33.66	34.62	35.71	36.60	37.34	38.09	
FACILITY MANAGER 4	65,906	68,348	70,915	73,607	77,572	80,640	83,729	86,233	88,863	91,096	92,953	94,811
FM4	2,526.40	2,620.00	2,718.40	2,821.60	2,973.60	3,091.20	3,209.60	3,305.60	3,406.40	3,492.00	3,563.20	3,634.40
	31.58	32.75	33.98	35.27	37.17	38.64	40.12	41.32	42.58	43.65	44.54	45.43
FIRE RANGER 1	38,170	39,068	40,341	41,343	42,198	43,033						
FR1	1,463.20	1,497.60	1,546.40	1,584.80	1,617.60	1,649.60						
	18.29	18.72	19.33	19.81	20.22	20.62						
FIRE RANGER 2	42,011	43,242	44,911	46,017	46,936	47,875						
FR2	1,610.40	1,657.60	1,721.60	1,764.00	1,799.20	1,835.20						
	20.13	20.72	21.52	22.05	22.49	22.94						
FIRE RANGER 3	44,223	45,558	46,957	48,146	49,085	50,066						
FR3	1,695.20	1,746.40	1,800.00	1,845.60	1,881.60	1,919.20						
	21.19	21.83	22.50	23.07	23.52	23.99						
FIRE RANGER 4	46,957	48,772	50,254	51,527	52,571	53,614						
FR4	1,800.00	1,869.60	1,926.40	1,975.20	2,015.20	2,055.20						
	22.50	23.37	24.08	24.69	25.19	25.69						
FOOD SERVICES SPVR	50,797	52,508	54,240	56,306	58,268	60,480	62,004	63,235	64,508			
CK5	1,947.20	2,012.80	2,079.20	2,158.40	2,233.60	2,318.40	2,376.80	2,424.00	2,472.80			
	24.34	25.16	25.99	26.98	27.92	28.98	29.71	30.30	30.91			
GARAGE WORKS SPVR	63,840	66,198	68,578	71,228	73,795	75,631	77,134	78,678				
GWS	2,447.20	2,537.60	2,628.80	2,730.40	2,828.80	2,899.20	2,956.80	3,016.00				
	30.59	31.72	32.86	34.13	35.36	36.24	36.96	37.70				


 denotes 20 years

 denotes 25 years

Alternate formats available.

Effective 2024 03 23 through 2025 03 21

GARDENER 1	42,553	43,972	45,412	46,894	48,313	49,983	51,235	52,237	53,280
GR1	1,631.20	1,685.60	1,740.80	1,797.60	1,852.00	1,916.00	1,964.00	2,002.40	2,042.40
	20.39	21.07	21.76	22.47	23.15	23.95	24.55	25.03	25.53
GARDENER 2	43,972	45,412	46,894	48,313	49,983	51,715	53,009	54,073	55,158
GR2	1,685.60	1,740.80	1,797.60	1,852.00	1,916.00	1,982.40	2,032.00	2,072.80	2,114.40
	21.07	21.76	22.47	23.15	23.95	24.78	25.40	25.91	26.43
GARDENER 3	46,894	48,313	49,983	51,715	53,510	55,325	56,724	57,851	58,998
GR3	1,797.60	1,852.00	1,916.00	1,982.40	2,051.20	2,120.80	2,174.40	2,217.60	2,261.60
	22.47	23.15	23.95	24.78	25.64	26.51	27.18	27.72	28.27
GARDENER 4	58,268	60,480	62,630	64,946	67,555	69,913	71,666	73,085	74,546
GR4	2,233.60	2,318.40	2,400.80	2,489.60	2,589.60	2,680.00	2,747.20	2,801.60	2,857.60
	27.92	28.98	30.01	31.12	32.37	33.50	34.34	35.02	35.72
HATCHERY ASSISTANT	40,111	41,384	42,595	43,659	44,494	45,391			
HA	1,537.60	1,586.40	1,632.80	1,673.60	1,705.60	1,740.00			
	19.22	19.83	20.41	20.92	21.32	21.75			
HATCHERY HELPER	38,901	40,111	41,134	41,927	42,762				
HH	1,491.20	1,537.60	1,576.80	1,607.20	1,639.20				
	18.64	19.22	19.71	20.09	20.49				
HIGHWYS EQUIP PAINT	43,972	45,412	46,894	48,313	49,983	51,715	53,009	54,073	55,158
HEP	1,685.60	1,740.80	1,797.60	1,852.00	1,916.00	1,982.40	2,032.00	2,072.80	2,114.40
	21.07	21.76	22.47	23.15	23.95	24.78	25.40	25.91	26.43
LABOURER/MAINT WRKR 1	39,944	41,217	42,783	43,847	44,724	45,621			
LAB/MW1	1,531.20	1,580.00	1,640.00	1,680.80	1,714.40	1,748.80			
	19.14	19.75	20.50	21.01	21.43	21.86			
MACHINIST	61,190	63,256	65,447	67,889	69,976	71,979	73,795	75,214	76,717
MC	2,345.60	2,424.80	2,508.80	2,602.40	2,682.40	2,759.20	2,828.80	2,883.20	2,940.80
	29.32	30.31	31.36	32.53	33.53	34.49	35.36	36.04	36.76

 denotes 20 years

 denotes 25 years

Alternate formats available.

Effective 2024 03 23 through 2025 03 21

MACHINIST SRT	63,256	65,447	67,889	70,351	72,543	74,692	76,550	78,031	79,597
SMC	2,424.80	2,508.80	2,602.40	2,696.80	2,780.80	2,863.20	2,934.40	2,991.20	3,051.20
	30.31	31.36	32.53	33.71	34.76	35.79	36.68	37.39	38.14
MAINT ASSISTANT	45,454	46,873	48,355	49,920	51,611	53,426	54,741	55,847	56,974
MAN	1,742.40	1,796.80	1,853.60	1,913.60	1,978.40	2,048.00	2,098.40	2,140.80	2,184.00
	21.78	22.46	23.17	23.92	24.73	25.60	26.23	26.76	27.30
MAINT TRADES 1 SRT	56,953	59,082	61,023	63,131	65,071	66,720	68,035	69,391	
SM1	2,183.20	2,264.80	2,339.20	2,420.00	2,494.40	2,557.60	2,608.00	2,660.00	
	27.29	28.31	29.24	30.25	31.18	31.97	32.60	33.25	
MAINT TRADES 2 SRT	61,023	63,131	65,447	67,847	69,955	71,708	73,127	74,588	
SM2	2,339.20	2,420.00	2,508.80	2,600.80	2,681.60	2,748.80	2,803.20	2,859.20	
	29.24	30.25	31.36	32.51	33.52	34.36	35.04	35.74	
MAINT TRADES 3 SRT	67,847	70,351	73,148	75,673	78,031	80,285	82,310	83,979	85,649
SM3	2,600.80	2,696.80	2,804.00	2,900.80	2,991.20	3,077.60	3,155.20	3,219.20	3,283.20
	32.51	33.71	35.05	36.26	37.39	38.47	39.44	40.24	41.04
MAINT TRADESPERSN 1	55,096	56,953	59,082	61,023	62,901	64,466	65,718	67,033	
MM1	2,112.00	2,183.20	2,264.80	2,339.20	2,411.20	2,471.20	2,519.20	2,569.60	
	26.40	27.29	28.31	29.24	30.14	30.89	31.49	32.12	
MAINT TRADESPERSN 2	59,082	61,023	63,131	65,447	67,555	69,245	70,518	71,938	
MM2	2,264.80	2,339.20	2,420.00	2,508.80	2,589.60	2,654.40	2,703.20	2,757.60	
	28.31	29.24	30.25	31.36	32.37	33.18	33.79	34.47	
MAINT TRADESPERSN 3	66,783	69,183	71,791	74,630	76,821	79,117	81,099	82,727	84,376
MM3	2,560.00	2,652.00	2,752.00	2,860.80	2,944.80	3,032.80	3,108.80	3,171.20	3,234.40
	32.00	33.15	34.40	35.76	36.81	37.91	38.86	39.64	40.43
MECH EQ MECH 2 SRT	63,256	65,447	67,889	70,351	72,543	74,692	76,550	78,031	79,597
M2S	2,424.80	2,508.80	2,602.40	2,696.80	2,780.80	2,863.20	2,934.40	2,991.20	3,051.20
	30.31	31.36	32.53	33.71	34.76	35.79	36.68	37.39	38.14


 denotes 20 years


 denotes 25 years

Alternate formats available.

Effective 2024 03 23 through 2025 03 21

MECH EQUIP MECH 1	53,343	55,096	57,016	58,936	60,689	62,463	64,028	65,259	66,574
ME1	2,044.80	2,112.00	2,185.60	2,259.20	2,326.40	2,394.40	2,454.40	2,501.60	2,552.00
	25.56	26.40	27.32	28.24	29.08	29.93	30.68	31.27	31.90
MECH EQUIP MECH 2	61,190	63,256	65,447	67,889	69,976	71,979	73,795	75,214	76,717
ME2	2,345.60	2,424.80	2,508.80	2,602.40	2,682.40	2,759.20	2,828.80	2,883.20	2,940.80
	29.32	30.31	31.36	32.53	33.53	34.49	35.36	36.04	36.76
MECH SUPERVISOR	63,673	65,906	68,348	70,894	73,607	76,362	78,261	79,805	81,391
MSR	2,440.80	2,526.40	2,620.00	2,717.60	2,821.60	2,927.20	3,000.00	3,059.20	3,120.00
	30.51	31.58	32.75	33.97	35.27	36.59	37.50	38.24	39.00
MECHANIC 1	49,419	50,964	52,612	54,511	56,306	57,725	58,894	60,063	
MH1	1,894.40	1,953.60	2,016.80	2,089.60	2,158.40	2,212.80	2,257.60	2,302.40	
	23.68	24.42	25.21	26.12	26.98	27.66	28.22	28.78	
MECHANIC 2	51,757	53,551	55,367	57,433	59,311	60,793	62,024	63,256	
MH2	1,984.00	2,052.80	2,122.40	2,201.60	2,273.60	2,330.40	2,377.60	2,424.80	
	24.80	25.66	26.53	27.52	28.42	29.13	29.72	30.31	
MOBILE SUPPORT SPVR	44,619	46,038	47,478	49,190	50,797	52,508	53,823	54,908	56,014
MPS	1,710.40	1,764.80	1,820.00	1,885.60	1,947.20	2,012.80	2,063.20	2,104.80	2,147.20
	21.38	22.06	22.75	23.57	24.34	25.16	25.79	26.31	26.84
OPERATOR 1/MAINT WRKR 2	43,221	44,202	45,308	46,164	47,082				
OR1/MW2	1,656.80	1,694.40	1,736.80	1,769.60	1,804.80				
	20.71	21.18	21.71	22.12	22.56				
OPERATOR 2/MAINT WRKR 2	45,579	46,581	47,729	48,564	49,544				
OR2/MW2	1,747.20	1,785.60	1,829.60	1,861.60	1,899.20				
	21.84	22.32	22.87	23.27	23.74				
OPERATOR 3/MAINT WRKR 3	48,856	49,795	51,026	52,070	53,113				
OR3/MW3	1,872.80	1,908.80	1,956.00	1,996.00	2,036.00				
	23.41	23.86	24.45	24.95	25.45				


 denotes 20 years


 denotes 25 years

Alternate formats available.

Effective 2024 03 23 through 2025 03 21

OPERATOR 4/MAINT WRKR 3 OR4/MW3	50,630 1,940.80 24.26	51,631 1,979.20 24.74	52,925 2,028.80 25.36	53,948 2,068.00 25.85	55,033 2,109.60 26.37				
OPERATOR 5 OR5	52,571 2,015.20 25.19	53,677 2,057.60 25.72	55,033 2,109.60 26.37	56,097 2,150.40 26.88	57,224 2,193.60 27.42				
PARK ATTENDANT 1 KA1	34,748 1,332.00 16.65	35,708 1,368.80 17.11	36,877 1,413.60 17.67	37,711 1,445.60 18.07	38,943 1,492.80 18.66	39,903 1,529.60 19.12	40,717 1,560.80 19.51	41,531 1,592.00 19.90	
PARK ATTENDANT 2 KA2	36,877 1,413.60 17.67	37,711 1,445.60 18.07	38,943 1,492.80 18.66	40,111 1,537.60 19.22	41,322 1,584.00 19.80	42,344 1,623.20 20.29	43,200 1,656.00 20.70	44,056 1,688.80 21.11	
PARK ATTENDANT 3 KA3	40,111 1,537.60 19.22	41,322 1,584.00 19.80	42,616 1,633.60 20.42	44,035 1,688.00 21.10	45,350 1,738.40 21.73	46,497 1,782.40 22.28	47,457 1,819.20 22.74	48,397 1,855.20 23.19	
PARK ATTENDANT 4 KA4	42,616 1,633.60 20.42	44,035 1,688.00 21.10	45,350 1,738.40 21.73	47,061 1,804.00 22.55	48,564 1,861.60 23.27	49,795 1,908.80 23.86	50,797 1,947.20 24.34	51,819 1,986.40 24.83	
PARK WORKS SPVR 1 PK1	45,433 1,741.60 21.77	46,936 1,799.20 22.49	48,397 1,855.20 23.19	49,983 1,916.00 23.95	51,673 1,980.80 24.76	53,468 2,049.60 25.62	54,783 2,100.00 26.25	55,889 2,142.40 26.78	57,016 2,185.60 27.32
PARK WORKS SPVR 2 PK2	46,936 1,799.20 22.49	48,397 1,855.20 23.19	49,983 1,916.00 23.95	51,673 1,980.80 24.76	53,468 2,049.60 25.62	55,284 2,119.20 26.49	56,661 2,172.00 27.15	57,809 2,216.00 27.70	58,957 2,260.00 28.25
PARK WORKS SPVR 3 PK3	49,857 1,911.20 23.89	51,485 1,973.60 24.67	53,197 2,039.20 25.49	55,075 2,111.20 26.39	56,932 2,182.40 27.28	58,998 2,261.60 28.27	60,480 2,318.40 28.98	61,649 2,363.20 29.54	62,880 2,410.40 30.13



 denotes 20 years

 denotes 25 years

Alternate formats available.

Effective 2024 03 23 through 2025 03 21


POWER ENG 1ST CL PL O1E	81,016 3,105.60 38.82	83,791 3,212.00 40.15	86,922 3,332.00 41.65	90,365 3,464.00 43.30	92,974 3,564.00 44.55	95,291 3,652.80 45.66	97,252 3,728.00 46.60	99,193 3,802.40 47.53	
POWER ENG 2ND CL PL O2E	71,812 2,752.80 34.41	74,484 2,855.20 35.69	77,134 2,956.80 36.96	80,035 3,068.00 38.35	82,018 3,144.00 39.30	83,666 3,207.20 40.09	85,336 3,271.20 40.89		
POWER ENG 3RD CL PL O3E	62,066 2,379.20 29.74	64,216 2,461.60 30.77	66,386 2,544.80 31.81	68,891 2,640.80 33.01	70,623 2,707.20 33.84	72,021 2,760.80 34.51	73,461 2,816.00 35.20		
POWER ENG 5TH CL O5E	49,148 1,884.00 23.55	50,776 1,946.40 24.33	52,278 2,004.00 25.05	54,073 2,072.80 25.91	55,430 2,124.80 26.56	56,557 2,168.00 27.10	57,684 2,211.20 27.64		
PROJECT WORKS SPVR PWS	52,216 2,001.60 25.02	54,115 2,074.40 25.93	56,202 2,154.40 26.93	57,997 2,223.20 27.79	59,457 2,279.20 28.49	60,668 2,325.60 29.07	61,878 2,372.00 29.65		
RADIO TECHNICIAN 1 RT1	47,478 1,820.00 22.75	49,190 1,885.60 23.57	50,797 1,947.20 24.34	52,508 2,012.80 25.16	54,240 2,079.20 25.99	56,306 2,158.40 26.98	57,725 2,212.80 27.66	58,894 2,257.60 28.22	60,063 2,302.40 28.78
RADIO TECHNICIAN 2 RT2	53,510 2,051.20 25.64	55,325 2,120.80 26.51	57,183 2,192.00 27.40	59,395 2,276.80 28.46	61,503 2,357.60 29.47	63,819 2,446.40 30.58	65,405 2,507.20 31.34	66,699 2,556.80 31.96	68,035 2,608.00 32.60
RADIO TECHNICIAN 3 RT3	56,306 2,158.40 26.98	58,268 2,233.60 27.92	60,480 2,318.40 28.98	62,630 2,400.80 30.01	64,946 2,489.60 31.12	67,555 2,589.60 32.37	69,245 2,654.40 33.18	70,518 2,703.20 33.79	71,938 2,757.60 34.47
SECURITY OFFICER 1 BG	41,969 1,608.80 20.11	43,200 1,656.00 20.70	44,536 1,707.20 21.34	45,955 1,761.60 22.02	47,437 1,818.40 22.73	48,877 1,873.60 23.42	50,087 1,920.00 24.00	51,089 1,958.40 24.48	52,111 1,997.60 24.97


 denotes 20 years
 denotes 25 years

Alternate formats available.

Effective 2024 03 23 through 2025 03 21

SECURITY OFFICER 2 HGG	45,016 1,725.60 21.57	46,435 1,780.00 22.25	47,937 1,837.60 22.97	49,461 1,896.00 23.70	51,047 1,956.80 24.46	52,737 2,021.60 25.27	54,031 2,071.20 25.89	55,117 2,112.80 26.41	56,223 2,155.20 26.94
SERVICE WORKER 1 SK1	37,732 1,446.40 18.08	38,755 1,485.60 18.57	39,840 1,527.20 19.09	40,925 1,568.80 19.61	42,052 1,612.00 20.15	43,096 1,652.00 20.65	43,910 1,683.20 21.04	44,786 1,716.80 21.46	
SERVICE WORKER 2 SK2	43,659 1,673.60 20.92	44,849 1,719.20 21.49	45,997 1,763.20 22.04	47,353 1,815.20 22.69	48,647 1,864.80 23.31	49,962 1,915.20 23.94	51,214 1,963.20 24.54	52,216 2,001.60 25.02	53,259 2,041.60 25.52
SERVICE WORKER 3 SK3	45,725 1,752.80 21.91	46,831 1,795.20 22.44	48,376 1,854.40 23.18	49,837 1,910.40 23.88	51,381 1,969.60 24.62	52,925 2,028.80 25.36	54,261 2,080.00 26.00	55,346 2,121.60 26.52	56,452 2,164.00 27.05
SERVICE WORKER 4 SK4	47,708 1,828.80 22.86	49,148 1,884.00 23.55	50,755 1,945.60 24.32	52,320 2,005.60 25.07	54,115 2,074.40 25.93	55,993 2,146.40 26.83	57,391 2,200.00 27.50	58,497 2,242.40 28.03	59,666 2,287.20 28.59
SIGNALS TECH 1 SG1	69,976 2,682.40 33.53	72,459 2,777.60 34.72	75,131 2,880.00 36.00	78,157 2,996.00 37.45	80,118 3,071.20 38.39	81,725 3,132.80 39.16	83,353 3,195.20 39.94		
SIGNALS TECH 2 SG2	72,459 2,777.60 34.72	75,131 2,880.00 36.00	78,157 2,996.00 37.45	80,911 3,101.60 38.77	82,915 3,178.40 39.73	84,564 3,241.60 40.52	86,254 3,306.40 41.33		
SPVRING MECHANIC SVM	54,240 2,079.20 25.99	56,306 2,158.40 26.98	58,268 2,233.60 27.92	60,480 2,318.40 28.98	62,004 2,376.80 29.71	63,235 2,424.00 30.30	64,508 2,472.80 30.91		
TRADES HELPER TRH	41,677 1,597.60 19.97	43,054 1,650.40 20.63	44,473 1,704.80 21.31	45,851 1,757.60 21.97	47,311 1,813.60 22.67	48,877 1,873.60 23.42	50,087 1,920.00 24.00	51,047 1,956.80 24.46	52,070 1,996.00 24.95



 denotes 20 years

 denotes 25 years

Alternate formats available.

Effective 2024 03 23 through 2025 03 21

TRADES HELPER LH	43,054	44,473	45,851	47,311	48,877	50,651	51,924	52,946	54,011
TRL	1,650.40	1,704.80	1,757.60	1,813.60	1,873.60	1,941.60	1,990.40	2,029.60	2,070.40
	20.63	21.31	21.97	22.67	23.42	24.27	24.88	25.37	25.88
WELDER	61,190	63,256	65,447	67,889	69,976	71,979	73,795	75,214	76,717
WL	2,345.60	2,424.80	2,508.80	2,602.40	2,682.40	2,759.20	2,828.80	2,883.20	2,940.80
	29.32	30.31	31.36	32.53	33.53	34.49	35.36	36.04	36.76
WELDER SRT	60,417	62,546	64,842	67,221	69,245	71,311	73,106	74,567	76,049
SWL	2,316.00	2,397.60	2,485.60	2,576.80	2,654.40	2,733.60	2,802.40	2,858.40	2,915.20
	28.95	29.97	31.07	32.21	33.18	34.17	35.03	35.73	36.44
WORKS SPVR	53,718	55,638	57,871	60,042	61,544	62,755	64,007		
WKS	2,059.20	2,132.80	2,218.40	2,301.60	2,359.20	2,405.60	2,453.60		
	25.74	26.66	27.73	28.77	29.49	30.07	30.67		
WORKS SUPT 1	51,715	53,510	55,325	57,183	59,395	61,503	63,047	64,299	65,593
WT1	1,982.40	2,051.20	2,120.80	2,192.00	2,276.80	2,357.60	2,416.80	2,464.80	2,514.40
	24.78	25.64	26.51	27.40	28.46	29.47	30.21	30.81	31.43
WORKS SUPT 2	55,325	57,183	59,395	61,503	63,819	66,198	67,847	69,266	70,644
WT2	2,120.80	2,192.00	2,276.80	2,357.60	2,446.40	2,537.60	2,600.80	2,655.20	2,708.00
	26.51	27.40	28.46	29.47	30.58	31.72	32.51	33.19	33.85
WR SUPERVISOR	56,223	58,122	60,125	62,400	64,591	66,198	67,534	68,891	
WRS	2,155.20	2,228.00	2,304.80	2,392.00	2,476.00	2,537.60	2,588.80	2,640.80	
	26.94	27.85	28.81	29.90	30.95	31.72	32.36	33.01	

 denotes 20 years
 denotes 25 years