

Alternate formats available.

ADMIN COMPONENT YEAR 3 SALARY SCHEDULE

Effective 2025 03 22 through 2026 03 20

ADMIN ANALYST	68,106	71,019	73,685	76,447	79,340	82,537	85,714	87,851	89,629	91,426
AAN	2,610.73	2,722.38	2,824.60	2,930.45	3,041.38	3,163.90	3,285.70	3,367.63	3,435.78	3,504.65
	36.01	37.55	38.96	40.42	41.95	43.64	45.32	46.45	47.39	48.34
ADMIN OFFICER 1	55,983	57,571	59,293	61,165	63,416	65,723	67,387	68,806	70,187	
AO1	2,146.00	2,206.90	2,272.88	2,344.65	2,430.93	2,519.38	2,583.18	2,637.55	2,690.48	
	29.60	30.44	31.35	32.34	33.53	34.75	35.63	36.38	37.11	
ADMIN OFFICER 2	62,281	64,645	66,820	69,317	71,964	74,631	76,484	78,035	79,605	
AO2	2,387.43	2,478.05	2,561.43	2,657.13	2,758.63	2,860.85	2,931.90	2,991.35	3,051.53	
	32.93	34.18	35.33	36.65	38.05	39.46	40.44	41.26	42.09	
ADMIN OFFICER 3	65,704	68,106	70,565	73,175	76,106	79,076	82,045	84,107	85,809	87,530
XO3	2,518.65	2,610.73	2,704.98	2,805.03	2,917.40	3,031.23	3,145.05	3,224.08	3,289.33	3,355.30
	34.74	36.01	37.31	38.69	40.24	41.81	43.38	44.47	45.37	46.28
ADMIN OFFICER 4	74,839	77,563	80,494	83,653	86,906	90,253	94,074	96,438	98,310	100,277
XO4	2,868.83	2,973.23	3,085.60	3,206.68	3,331.38	3,459.70	3,606.15	3,696.78	3,768.55	3,843.95
	39.57	41.01	42.56	44.23	45.95	47.72	49.74	50.99	51.98	53.02
ASST MGR CLAIMS	68,106	71,019	73,685	76,447	79,340	82,537	85,714	87,851	89,629	91,426
AMC	2,610.73	2,722.38	2,824.60	2,930.45	3,041.38	3,163.90	3,285.70	3,367.63	3,435.78	3,504.65
	36.01	37.55	38.96	40.42	41.95	43.64	45.32	46.45	47.39	48.34
AUDIT ACCOUNTANT 1	60,730	63,056	65,383	67,747	70,262	72,834	74,669	76,201	77,733	
AN1	2,327.98	2,417.15	2,506.33	2,596.95	2,693.38	2,791.98	2,862.30	2,921.03	2,979.75	
	32.11	33.34	34.57	35.82	37.15	38.51	39.48	40.29	41.10	
AUDIT ACCOUNTANT 2	71,378	74,045	76,882	79,851	82,896	86,130	88,286	90,064	91,842	
AN2	2,736.15	2,838.38	2,947.13	3,060.95	3,177.68	3,301.65	3,384.30	3,452.45	3,520.60	
	37.74	39.15	40.65	42.22	43.83	45.54	46.68	47.62	48.56	
AUDIT MGR 1	83,350	86,527	89,856	93,544	97,365	101,544	105,913	108,542	110,736	112,949
AZ1	3,195.08	3,316.88	3,444.48	3,585.85	3,732.30	3,892.53	4,060.00	4,160.78	4,244.88	4,329.70
	44.07	45.75	47.51	49.46	51.48	53.69	56.00	57.39	58.55	59.72


denotes 20 years


denotes 25 years

Alternate formats available.

Effective 2025 03 22 through 2026 03 20

AUDIT MGR 2	89,856	93,544	97,365	101,544	105,913	110,528	115,332	120,401	123,427	125,904	128,420	
AZ2	3,444.48	3,585.85	3,732.30	3,892.53	4,060.00	4,236.90	4,421.05	4,615.35	4,731.35	4,826.33	4,922.75	
	47.51	49.46	51.48	53.69	56.00	58.44	60.98	63.66	65.26	66.57	67.90	
AUDIT SPVR 1	61,827	64,134	66,593	69,127	71,718	74,518	78,565	81,667	84,901	87,019	88,759	90,518
AX1	2,370.03	2,458.48	2,552.73	2,649.88	2,749.20	2,856.50	3,011.65	3,130.55	3,254.53	3,335.73	3,402.43	3,469.85
	32.69	33.91	35.21	36.55	37.92	39.40	41.54	43.18	44.89	46.01	46.93	47.86
AUDIT SPVR 2	73,269	76,163	78,943	82,045	85,279	88,664	92,277	97,365	99,804	101,771	103,795	
AX2	2,808.65	2,919.58	3,026.15	3,145.05	3,269.03	3,398.80	3,537.28	3,732.30	3,825.83	3,901.23	3,978.80	
	38.74	40.27	41.74	43.38	45.09	46.88	48.79	51.48	52.77	53.81	54.88	
BUSINESS ANALYST 1	68,106	71,019	73,685	76,447	79,340	82,537	85,714	87,851	89,629	91,426		
BA1	2,610.73	2,722.38	2,824.60	2,930.45	3,041.38	3,163.90	3,285.70	3,367.63	3,435.78	3,504.65		
	36.01	37.55	38.96	40.42	41.95	43.64	45.32	46.45	47.39	48.34		
BUSINESS ANALYST 2	71,151	73,912	76,636	79,662	82,745	86,092	89,591	91,823	93,620	95,492		
BA2	2,727.45	2,833.30	2,937.70	3,053.70	3,171.88	3,300.20	3,434.33	3,519.88	3,588.75	3,660.53		
	37.62	39.08	40.52	42.12	43.75	45.52	47.37	48.55	49.50	50.49		
BUSINESS ANALYST 3	80,910	83,993	87,189	90,840	94,528	98,537	102,774	105,346	107,521	109,658		
BA3	3,101.55	3,219.73	3,342.25	3,482.18	3,623.55	3,777.25	3,939.65	4,038.25	4,121.63	4,203.55		
	42.78	44.41	46.10	48.03	49.98	52.10	54.34	55.70	56.85	57.98		
BUSINESS ANALYST 4	94,528	98,537	102,774	107,275	111,947	116,921	119,852	122,216	124,656			
BA4	3,623.55	3,777.25	3,939.65	4,112.20	4,291.28	4,481.95	4,594.33	4,684.95	4,778.48			
	49.98	52.10	54.34	56.72	59.19	61.82	63.37	64.62	65.91			
CONSULTANT SPEC ED	77,563	80,494	83,653	86,906	90,253	94,074	98,008	100,447	102,509	104,551		
CED	2,973.23	3,085.60	3,206.68	3,331.38	3,459.70	3,606.15	3,756.95	3,850.48	3,929.50	4,007.80		
	41.01	42.56	44.23	45.95	47.72	49.74	51.82	53.11	54.20	55.28		
CURRICULUM CONSULT	83,728	86,944	90,386	93,904	97,856	101,923	106,216	108,883	111,039	113,251		
CRC	3,209.58	3,332.83	3,464.78	3,599.63	3,751.15	3,907.03	4,071.60	4,173.83	4,256.48	4,341.30		
	44.27	45.97	47.79	49.65	51.74	53.89	56.16	57.57	58.71	59.88		
DEP COORD EMO	73,118	75,936	78,735	81,704	85,033	88,286	90,480	92,334	94,187			
DCM	2,802.85	2,910.88	3,018.18	3,132.00	3,259.60	3,384.30	3,468.40	3,539.45	3,610.50			
	38.66	40.15	41.63	43.20	44.96	46.68	47.84	48.82	49.80			


 denotes 20 years


 denotes 25 years

Alternate formats available.

Effective 2025 03 22 through 2026 03 20

ED ADMIN CONSULTANT	87,814	91,256	94,792	98,802	102,849	107,199	111,871	114,689	116,996	119,342	
EAC	3,366.18	3,498.13	3,633.70	3,787.40	3,942.55	4,109.30	4,288.38	4,396.40	4,484.85	4,574.75	
	46.43	48.25	50.12	52.24	54.38	56.68	59.15	60.64	61.86	63.10	
FINANCIAL OFFICER 1	57,761	59,803	61,903	64,210	66,631	69,052	70,773	72,134	73,572		
FI1	2,214.15	2,292.45	2,372.93	2,461.38	2,554.18	2,646.98	2,712.95	2,765.15	2,820.25		
	30.54	31.62	32.73	33.95	35.23	36.51	37.42	38.14	38.90		
FINANCIAL OFFICER 2	59,803	61,903	64,210	66,631	69,052	71,718	73,515	74,915	76,428		
FI2	2,292.45	2,372.93	2,461.38	2,554.18	2,646.98	2,749.20	2,818.08	2,871.73	2,929.73		
	31.62	32.73	33.95	35.23	36.51	37.92	38.87	39.61	40.41		
FINANCIAL OFFICER 3	67,841	70,130	72,797	75,501	78,357	81,421	83,482	85,128	86,830		
FI3	2,600.58	2,688.30	2,790.53	2,894.20	3,003.68	3,121.13	3,200.15	3,263.23	3,328.48		
	35.87	37.08	38.49	39.92	41.43	43.05	44.14	45.01	45.91		
FINANCIAL OFFICER 4	74,537	77,374	80,305	83,350	86,660	90,026	92,258	94,111	96,003		
FI4	2,857.23	2,965.98	3,078.35	3,195.08	3,321.95	3,451.00	3,536.55	3,607.60	3,680.10		
	39.41	40.91	42.46	44.07	45.82	47.60	48.78	49.76	50.76		
FINANCIAL OFFICER 5	77,563	80,475	83,671	86,906	90,386	94,074	99,237	101,734	103,776	105,857	
FI5	2,973.23	3,084.88	3,207.40	3,331.38	3,464.78	3,606.15	3,804.08	3,899.78	3,978.08	4,057.83	
	41.01	42.55	44.24	45.95	47.79	49.74	52.47	53.79	54.87	55.97	
INFO TECHNOLOGIST 1	56,285	57,798	60,995	62,470	64,172	65,893	67,652	69,430	71,189	72,607	74,064
IS1	2,157.60	2,215.60	2,338.13	2,394.68	2,459.93	2,525.90	2,593.33	2,661.48	2,728.90	2,783.28	2,839.10
	29.76	30.56	32.25	33.03	33.93	34.84	35.77	36.71	37.64	38.39	39.16
INFO TECHNOLOGIST 2	69,714	72,267	74,877	77,695	80,551	83,766	86,906	90,215	92,466	94,357	96,249
IS2	2,672.35	2,770.23	2,870.28	2,978.30	3,087.78	3,211.03	3,331.38	3,458.25	3,544.53	3,617.03	3,689.53
	36.86	38.21	39.59	41.08	42.59	44.29	45.95	47.70	48.89	49.89	50.89
INFO TECHNOLOGIST 3	76,239	79,151	82,348	85,411	88,570	91,993	95,606	99,275	101,771	103,852	105,932
IS3	2,922.48	3,034.13	3,156.65	3,274.10	3,395.18	3,526.40	3,664.88	3,805.53	3,901.23	3,980.98	4,060.73
	40.31	41.85	43.54	45.16	46.83	48.64	50.55	52.49	53.81	54.91	56.01
INFO TECHNOLOGIST 4	82,348	85,411	88,570	91,993	95,606	99,275	103,492	107,842	110,547	112,741	114,991
IS4	3,156.65	3,274.10	3,395.18	3,526.40	3,664.88	3,805.53	3,967.20	4,133.95	4,237.63	4,321.73	4,408.00
	43.54	45.16	46.83	48.64	50.55	52.49	54.72	57.02	58.45	59.61	60.80


 denotes 20 years


 denotes 25 years

Alternate formats available.

Effective 2025 03 22 through 2026 03 20

LIBRARY DIRECTOR 1	77,563	80,494	83,653	86,906	90,253	94,074	96,438	98,310	100,277				
LD1	2,973.23	3,085.60	3,206.68	3,331.38	3,459.70	3,606.15	3,696.78	3,768.55	3,843.95				
	41.01	42.56	44.23	45.95	47.72	49.74	50.99	51.98	53.02				
MANAGEMENT ANALYST 1	52,370	54,148	56,002	58,025	59,992	62,300	64,683	67,104	69,562	72,305	74,120	75,577	77,109
MB1	2,007.53	2,075.68	2,146.73	2,224.30	2,299.70	2,388.15	2,479.50	2,572.30	2,666.55	2,771.68	2,841.28	2,897.10	2,955.83
	27.69	28.63	29.61	30.68	31.72	32.94	34.20	35.48	36.78	38.23	39.19	39.96	40.77
MANAGEMENT ANALYST 2	71,151	73,912	76,636	79,662	82,745	86,092	89,591	91,823	93,620	95,492			
MB2	2,727.45	2,833.30	2,937.70	3,053.70	3,171.88	3,300.20	3,434.33	3,519.88	3,588.75	3,660.53			
	37.62	39.08	40.52	42.12	43.75	45.52	47.37	48.55	49.50	50.49			
MANAGEMENT ANALYST 3	80,910	83,993	87,189	90,840	94,528	98,537	102,774	105,346	107,521	109,658			
MB3	3,101.55	3,219.73	3,342.25	3,482.18	3,623.55	3,777.25	3,939.65	4,038.25	4,121.63	4,203.55			
	42.78	44.41	46.10	48.03	49.98	52.10	54.34	55.70	56.85	57.98			
PLANNING CONSULTANT	86,906	90,253	94,074	98,008	102,131	106,537	111,209	115,994	118,888	121,308	123,748		
PCO	3,331.38	3,459.70	3,606.15	3,756.95	3,915.00	4,083.93	4,263.00	4,446.43	4,557.35	4,650.15	4,743.68		
	45.95	47.72	49.74	51.82	54.00	56.33	58.80	61.33	62.86	64.14	65.43		
PRODUCTION SPVR	68,106	71,019	73,685	76,447	79,340	82,537	85,714	87,851	89,629	91,426			
PSH	2,610.73	2,722.38	2,824.60	2,930.45	3,041.38	3,163.90	3,285.70	3,367.63	3,435.78	3,504.65			
	36.01	37.55	38.96	40.42	41.95	43.64	45.32	46.45	47.39	48.34			
PROGRAM COORD EDUC	89,534	92,977	96,892	100,939	105,214	109,753	114,538	119,493	122,481	124,959	127,455		
PCD	3,432.15	3,564.10	3,714.18	3,869.33	4,033.18	4,207.18	4,390.60	4,580.55	4,695.10	4,790.08	4,885.78		
	47.34	49.16	51.23	53.37	55.63	58.03	60.56	63.18	64.76	66.07	67.39		
PURCHASING AGENT 1	52,389	54,186	56,002	57,987	59,973	62,224	63,794	65,042	66,347				
PA1	2,008.25	2,077.13	2,146.73	2,222.85	2,298.98	2,385.25	2,445.43	2,493.28	2,543.30				
	27.70	28.65	29.61	30.66	31.71	32.90	33.73	34.39	35.08				
PURCHASING AGENT 2	64,645	66,820	69,317	71,964	74,631	77,468	79,416	81,043	82,650				
PA2	2,478.05	2,561.43	2,657.13	2,758.63	2,860.85	2,969.60	3,044.28	3,106.63	3,168.25				
	34.18	35.33	36.65	38.05	39.46	40.96	41.99	42.85	43.70				
PURCHASING AGENT 3	69,317	71,964	74,631	77,468	80,475	83,653	85,733	87,454	89,194				
PA3	2,657.13	2,758.63	2,860.85	2,969.60	3,084.88	3,206.68	3,286.43	3,352.40	3,419.10				
	36.65	38.05	39.46	40.96	42.55	44.23	45.33	46.24	47.16				


 denotes 20 years


 denotes 25 years

Alternate formats available.

Effective 2025 03 22 through 2026 03 20

REGIONAL COORD CDS	80,494	83,653	86,906	90,253	94,074	98,008	102,131	104,703	106,783	108,939	
RCD	3,085.60	3,206.68	3,331.38	3,459.70	3,606.15	3,756.95	3,915.00	4,013.60	4,093.35	4,176.00	
	42.56	44.23	45.95	47.72	49.74	51.82	54.00	55.36	56.46	57.60	
SECRETARY MHSC	72,172	74,839	77,563	80,494	83,653	86,906	90,253	94,074	96,438	98,310	100,277
SMH	2,766.60	2,868.83	2,973.23	3,085.60	3,206.68	3,331.38	3,459.70	3,606.15	3,696.78	3,768.55	3,843.95
	38.16	39.57	41.01	42.56	44.23	45.95	47.72	49.74	50.99	51.98	53.02
SECRETARY MUN BD	80,494	83,653	86,906	90,253	94,074	98,008	102,131	104,703	106,783	108,939	
SMB	3,085.60	3,206.68	3,331.38	3,459.70	3,606.15	3,756.95	3,915.00	4,013.60	4,093.35	4,176.00	
	42.56	44.23	45.95	47.72	49.74	51.82	54.00	55.36	56.46	57.60	
SR CONSUL INSTR P&E	77,563	80,494	83,653	86,906	90,253	94,074	98,008	100,447	102,509	104,551	
SCE	2,973.23	3,085.60	3,206.68	3,331.38	3,459.70	3,606.15	3,756.95	3,850.48	3,929.50	4,007.80	
	41.01	42.56	44.23	45.95	47.72	49.74	51.82	53.11	54.20	55.28	
STUDENT AUDITOR 1	35,708	36,805	37,770	38,923	40,039	41,457	42,479	43,254	44,105		
SA1	1,368.80	1,410.85	1,447.83	1,492.05	1,534.83	1,589.20	1,628.35	1,658.08	1,690.70		
	18.88	19.46	19.97	20.58	21.17	21.92	22.46	22.87	23.32		
STUDENT AUDITOR 2	45,921	47,283	48,834	50,517	52,011	53,940	55,283	56,437	57,571		
SA2	1,760.30	1,812.50	1,871.95	1,936.48	1,993.75	2,067.70	2,119.18	2,163.40	2,206.90		
	24.28	25.00	25.82	26.71	27.50	28.52	29.23	29.84	30.44		
STUDENT AUDITOR 3	48,834	50,517	52,011	53,940	55,850	57,666	59,103	60,333	61,543		
SA3	1,871.95	1,936.48	1,993.75	2,067.70	2,140.93	2,210.53	2,265.63	2,312.75	2,359.15		
	25.82	26.71	27.50	28.52	29.53	30.49	31.25	31.90	32.54		
STUDENT AUDITOR 4	55,850	57,666	59,747	61,789	64,097	66,517	68,201	69,562	70,943		
SA4	2,140.93	2,210.53	2,290.28	2,368.58	2,457.03	2,549.83	2,614.35	2,666.55	2,719.48		
	29.53	30.49	31.59	32.67	33.89	35.17	36.06	36.78	37.51		
SYSTEMS ANALYST 1	53,165	55,075	56,985	58,971	61,165	63,416	64,985	66,328	67,652		
SL1	2,037.98	2,111.20	2,184.43	2,260.55	2,344.65	2,430.93	2,491.10	2,542.58	2,593.33		
	28.11	29.12	30.13	31.18	32.34	33.53	34.36	35.07	35.77		
SYSTEMS ANALYST 2	56,985	58,971	61,165	63,416	65,723	68,257	69,960	71,416	72,834		
SL2	2,184.43	2,260.55	2,344.65	2,430.93	2,519.38	2,616.53	2,681.78	2,737.60	2,791.98		
	30.13	31.18	32.34	33.53	34.75	36.09	36.99	37.76	38.51		


 denotes 20 years


 denotes 25 years

Alternate formats available.

Effective 2025 03 22 through 2026 03 20

SYSTEMS ANALYST 3	62,281	64,645	66,820	69,317	71,964	74,631	76,484	78,035	79,605	
SL3	2,387.43	2,478.05	2,561.43	2,657.13	2,758.63	2,860.85	2,931.90	2,991.35	3,051.53	
	32.93	34.18	35.33	36.65	38.05	39.46	40.44	41.26	42.09	
TAX AUDIT SPVR	96,892	100,996	105,232	109,753	114,594	119,512	122,500	124,978	127,474	
TXS	3,714.18	3,871.50	4,033.90	4,207.18	4,392.78	4,581.28	4,695.83	4,790.80	4,886.50	
	51.23	53.40	55.64	58.03	60.59	63.19	64.77	66.08	67.40	
TAX AUDITOR 1	71,473	74,158	76,920	79,927	83,047	86,187	88,343	90,140	91,955	
TX1	2,739.78	2,842.73	2,948.58	3,063.85	3,183.48	3,303.83	3,386.48	3,455.35	3,524.95	
	37.79	39.21	40.67	42.26	43.91	45.57	46.71	47.66	48.62	
TAX AUDITOR 2	81,591	84,541	87,870	91,312	94,849	98,840	101,298	103,322	105,384	
TX2	3,127.65	3,240.75	3,368.35	3,500.30	3,635.88	3,788.85	3,883.10	3,960.68	4,039.70	
	43.14	44.70	46.46	48.28	50.15	52.26	53.56	54.63	55.72	
TAX AUDITOR 3	87,870	91,312	94,849	98,840	102,963	107,294	109,980	112,230	114,462	
TX3	3,368.35	3,500.30	3,635.88	3,788.85	3,946.90	4,112.93	4,215.88	4,302.15	4,387.70	
	46.46	48.28	50.15	52.26	54.44	56.73	58.15	59.34	60.52	
TAX AUDITOR 4	92,201	95,681	99,691	103,871	108,258	112,949	115,767	118,055	120,401	
TX4	3,534.38	3,667.78	3,821.48	3,981.70	4,149.90	4,329.70	4,437.73	4,525.45	4,615.35	
	48.75	50.59	52.71	54.92	57.24	59.72	61.21	62.42	63.66	
TRAINING DEVT OFFICER	71,019	73,685	76,447	79,340	82,537	85,714	89,194	91,426	93,279	95,152
TDO	2,722.38	2,824.60	2,930.45	3,041.38	3,163.90	3,285.70	3,419.10	3,504.65	3,575.70	3,647.48
	37.55	38.96	40.42	41.95	43.64	45.32	47.16	48.34	49.32	50.31

 denotes 20 years

 denotes 25 years