

SOCIAL SCIENCES COMPONENT YEAR 3 SALARY SCHEDULE

Effective 2025 03 22 through 2026 03 20

AGENCY REL COORD 1	77,563	80,494	83,653	86,906	90,253	94,074	98,008	100,447	102,509	104,551
AD1	2,973.23	3,085.60	3,206.68	3,331.38	3,459.70	3,606.15	3,756.95	3,850.48	3,929.50	4,007.80
	41.01	42.56	44.23	45.95	47.72	49.74	51.82	53.11	54.20	55.28
AGENCY REL COORD 2	83,653	86,906	90,253	94,074	98,008	102,131	106,537	109,204	111,341	113,573
AD2	3,206.68	3,331.38	3,459.70	3,606.15	3,756.95	3,915.00	4,083.93	4,186.15	4,268.08	4,353.63
	44.23	45.95	47.72	49.74	51.82	54.00	56.33	57.74	58.87	60.05
CH PHOTOGRAPHER	58,971	61,165	63,416	65,723	68,257	70,716	72,494	73,969	75,444	
CPO	2,260.55	2,344.65	2,430.93	2,519.38	2,616.53	2,710.78	2,778.93	2,835.48	2,892.03	
	31.18	32.34	33.53	34.75	36.09	37.39	38.33	39.11	39.89	
SPIRITUAL CARE PROVIDER	68,106	71,019	73,685	76,447	79,340	82,537	85,714	87,851	89,629	91,426
CHN	2,610.73	2,722.38	2,824.60	2,930.45	3,041.38	3,163.90	3,285.70	3,367.63	3,435.78	3,504.65
	36.01	37.55	38.96	40.42	41.95	43.64	45.32	46.45	47.39	48.34
COMM CORR WORKER	53,823	55,722	57,642	59,666	61,711	63,903	65,489	66,783	68,118	
CWC	2,063.20	2,136.00	2,209.60	2,287.20	2,365.60	2,449.60	2,510.40	2,560.00	2,611.20	
	25.79	26.70	27.62	28.59	29.57	30.62	31.38	32.00	32.64	
CON VISUAL/HEAR ED 1	68,654	71,284	73,969	76,730	79,454	82,631	84,674	86,414	88,154	
VH1	2,631.75	2,732.53	2,835.48	2,941.33	3,045.73	3,167.53	3,245.83	3,312.53	3,379.23	
	36.30	37.69	39.11	40.57	42.01	43.69	44.77	45.69	46.61	
CON VISUAL/HEAR ED 2	78,130	81,005	83,917	87,038	90,518	94,036	97,611	100,050	101,998	104,041
VH2	2,994.98	3,105.18	3,216.83	3,336.45	3,469.85	3,604.70	3,741.73	3,835.25	3,909.93	3,988.23
	41.31	42.83	44.37	46.02	47.86	49.72	51.61	52.90	53.93	55.01
CON VISUAL/HEAR ED 3	81,061	84,485	87,776	90,991	94,433	98,216	102,017	104,571	106,670	108,826
VH3	3,107.35	3,238.58	3,364.73	3,487.98	3,619.93	3,764.93	3,910.65	4,008.53	4,089.00	4,171.65
	42.86	44.67	46.41	48.11	49.93	51.93	53.94	55.29	56.40	57.54


denotes 20 years


denotes 25 years

Alternate formats available.

Effective 2025 03 22 through 2026 03 20

CORRESP TEACHER 4 DC4	59,973 2,298.98 31.71	62,224 2,385.25 32.90	64,626 2,477.33 34.17	66,971 2,567.23 35.41	69,392 2,660.03 36.69	72,154 2,765.88 38.15	73,969 2,835.48 39.11	75,425 2,891.30 39.88	76,920 2,948.58 40.67				
ECO DEV CONSULTANT 1 IC1	59,122 2,266.35 31.26	61,278 2,349.00 32.40	63,378 2,429.48 33.51	65,704 2,518.65 34.74	68,106 2,610.73 36.01	70,565 2,704.98 37.31	73,175 2,805.03 38.69	74,971 2,873.90 39.64	76,504 2,932.63 40.45	78,035 2,991.35 41.26			
ECO DEV CONSULTANT 2 IC2	74,839 2,868.83 39.57	77,563 2,973.23 41.01	80,494 3,085.60 42.56	83,653 3,206.68 44.23	86,906 3,331.38 45.95	90,253 3,459.70 47.72	94,074 3,606.15 49.74	96,438 3,696.78 50.99	98,310 3,768.55 51.98	100,277 3,843.95 53.02			
ECO DEV CONSULTANT 3 IC3	80,494 3,085.60 42.56	83,653 3,206.68 44.23	86,906 3,331.38 45.95	90,253 3,459.70 47.72	94,074 3,606.15 49.74	98,008 3,756.95 51.82	102,131 3,915.00 54.00	104,703 4,013.60 55.36	106,783 4,093.35 56.46	108,939 4,176.00 57.60			
ECO DEV CONSULTANT 4 IC4	86,906 3,331.38 45.95	90,253 3,459.70 47.72	94,074 3,606.15 49.74	98,008 3,756.95 51.82	102,131 3,915.00 54.00	106,537 4,083.93 56.33	111,209 4,263.00 58.80	115,994 4,446.43 61.33	118,888 4,557.35 62.86	121,308 4,650.15 64.14	123,748 4,743.68 65.43		
ECON RES ANALYST 1 ER1	52,389 2,008.25 27.70	54,186 2,077.13 28.65	56,002 2,146.73 29.61	57,987 2,222.85 30.66	59,973 2,298.98 31.71	62,224 2,385.25 32.90	64,626 2,477.33 34.17	66,971 2,567.23 35.41	69,392 2,660.03 36.69	72,154 2,765.88 38.15	73,969 2,835.48 39.11	75,425 2,891.30 39.88	76,920 2,948.58 40.67
ECON RES ANALYST 2 ER2	68,106 2,610.73 36.01	71,019 2,722.38 37.55	73,685 2,824.60 38.96	76,447 2,930.45 40.42	79,340 3,041.38 41.95	82,537 3,163.90 43.64	85,714 3,285.70 45.32	87,851 3,367.63 46.45	89,629 3,435.78 47.39	91,426 3,504.65 48.34			
ECON RES ANALYST 3 ER3	74,839 2,868.83 39.57	77,563 2,973.23 41.01	80,494 3,085.60 42.56	83,653 3,206.68 44.23	86,906 3,331.38 45.95	90,253 3,459.70 47.72	94,074 3,606.15 49.74	96,438 3,696.78 50.99	98,310 3,768.55 51.98	100,277 3,843.95 53.02			
ECON RES ANALYST 4 ER4	86,906 3,331.38 45.95	90,253 3,459.70 47.72	94,074 3,606.15 49.74	98,008 3,756.95 51.82	102,131 3,915.00 54.00	106,537 4,083.93 56.33	109,204 4,186.15 57.74	111,341 4,268.08 58.87	113,573 4,353.63 60.05				
EDUCATION CONSULTANT EDC	68,106 2,610.73 36.01	71,019 2,722.38 37.55	73,685 2,824.60 38.96	76,447 2,930.45 40.42	79,340 3,041.38 41.95	82,537 3,163.90 43.64	85,714 3,285.70 45.32	87,851 3,367.63 46.45	89,629 3,435.78 47.39	91,426 3,504.65 48.34			


 denotes 20 years


 denotes 25 years

Alternate formats available.

Effective 2025 03 22 through 2026 03 20

EDUCATIONAL ASST 1 LS1	45,297 1,736.38 23.95	46,715 1,790.75 24.70	48,285 1,850.93 25.53	49,874 1,911.83 26.37	51,519 1,974.90 27.24	53,165 2,037.98 28.11	54,489 2,088.73 28.81	55,604 2,131.50 29.40	56,701 2,173.55 29.98			
EDUCATIONAL ASST 2 LS2	50,555 1,937.93 26.73	52,389 2,008.25 27.70	54,186 2,077.13 28.65	56,002 2,146.73 29.61	57,987 2,222.85 30.66	59,973 2,298.98 31.71	61,487 2,356.98 32.51	62,716 2,404.10 33.16	63,945 2,451.23 33.81			
EDUCATIONAL ASST 3 LS3	53,165 2,037.98 28.11	55,075 2,111.20 29.12	56,985 2,184.43 30.13	58,971 2,260.55 31.18	61,165 2,344.65 32.34	63,416 2,430.93 33.53	64,985 2,491.10 34.36	66,328 2,542.58 35.07	67,652 2,593.33 35.77			
FIELD WORKER 1 NA FW1	46,715 1,790.75 24.70	48,285 1,850.93 25.53	49,874 1,911.83 26.37	51,519 1,974.90 27.24	53,165 2,037.98 28.11	55,075 2,111.20 29.12	56,456 2,164.13 29.85	57,553 2,206.18 30.43	58,687 2,249.68 31.03			
FIELD WORKER 2 NA FW2	52,389 2,008.25 27.70	54,186 2,077.13 28.65	56,002 2,146.73 29.61	57,987 2,222.85 30.66	59,973 2,298.98 31.71	62,224 2,385.25 32.90	64,626 2,477.33 34.17	66,234 2,538.95 35.02	67,501 2,587.53 35.69	68,844 2,639.00 36.40		
FIELD WORKER 3 NA FW3	59,122 2,266.35 31.26	61,278 2,349.00 32.40	63,378 2,429.48 33.51	65,704 2,518.65 34.74	68,106 2,610.73 36.01	70,565 2,704.98 37.31	73,175 2,805.03 38.69	76,106 2,917.40 40.24	77,998 2,989.90 41.24	79,530 3,048.63 42.05	81,137 3,110.25 42.90	
FIELD WORKER 4 NA FW4	65,704 2,518.65 34.74	68,106 2,610.73 36.01	71,019 2,722.38 37.55	73,515 2,818.08 38.87	76,447 2,930.45 40.42	79,340 3,041.38 41.95	82,537 3,163.90 43.64	85,714 3,285.70 45.32	89,194 3,419.10 47.16	91,426 3,504.65 48.34	93,279 3,575.70 49.32	95,152 3,647.48 50.31
GUIDANCE OFF GOF	73,629 2,822.43 38.93	76,768 2,942.78 40.59	79,662 3,053.70 42.12	82,669 3,168.98 43.71	85,809 3,289.33 45.37	89,251 3,421.28 47.19	92,693 3,553.23 49.01	95,019 3,642.40 50.24	96,873 3,713.45 51.22	98,802 3,787.40 52.24		
HERITAGE RES OFF 1 HR1	55,794 2,138.75 29.50	57,666 2,210.53 30.49	59,747 2,290.28 31.59	61,770 2,367.85 32.66	63,321 2,427.30 33.48	64,645 2,478.05 34.18	65,931 2,527.35 34.86					
HERITAGE RES OFF 2 HR2	57,666 2,210.53 30.49	59,747 2,290.28 31.59	61,770 2,367.85 32.66	64,097 2,457.03 33.89	66,536 2,550.55 35.18	68,995 2,644.80 36.48	71,454 2,739.05 37.78	74,310 2,848.53 39.29	76,182 2,920.30 40.28	77,695 2,978.30 41.08	79,246 3,037.75 41.90	



 denotes 20 years

 denotes 25 years

Alternate formats available.

Effective 2025 03 22 through 2026 03 20



HERITAGE RES OFF 3 HR3	73,118 2,802.85 38.66	75,936 2,910.88 40.15	78,735 3,018.18 41.63	81,704 3,132.00 43.20	85,033 3,259.60 44.96	88,286 3,384.30 46.68	90,480 3,468.40 47.84	92,334 3,539.45 48.82	94,187 3,610.50 49.80				
HERITAGE RES OFF 4 HR4	79,889 3,062.40 42.24	82,896 3,177.68 43.83	86,130 3,301.65 45.54	89,534 3,432.15 47.34	92,958 3,563.38 49.15	96,892 3,714.18 51.23	99,313 3,806.98 52.51	101,261 3,881.65 53.54	103,284 3,959.23 54.61				
HERITAGE RES OFF 5 HR5	86,130 3,301.65 45.54	89,534 3,432.15 47.34	92,958 3,563.38 49.15	96,892 3,714.18 51.23	100,939 3,869.33 53.37	105,251 4,034.63 55.65	107,861 4,134.68 57.03	109,980 4,215.88 58.15	112,192 4,300.70 59.32				
HLTH SOC DEV SPEC 1 HS1	48,985 1,877.75 25.90	50,555 1,937.93 26.73	52,389 2,008.25 27.70	54,186 2,077.13 28.65	56,002 2,146.73 29.61	57,987 2,222.85 30.66	59,444 2,278.68 31.43	60,617 2,323.63 32.05	61,827 2,370.03 32.69				
HLTH SOC DEV SPEC 2 HS2	52,389 2,008.25 27.70	54,186 2,077.13 28.65	56,002 2,146.73 29.61	57,987 2,222.85 30.66	59,973 2,298.98 31.71	62,224 2,385.25 32.90	63,794 2,445.43 33.73	65,042 2,493.28 34.39	66,347 2,543.30 35.08				
HLTH SOC DEV SPEC 3 HS3	56,002 2,146.73 29.61	57,987 2,222.85 30.66	59,973 2,298.98 31.71	62,224 2,385.25 32.90	64,626 2,477.33 34.17	66,971 2,567.23 35.41	69,392 2,660.03 36.69	72,154 2,765.88 38.15	73,969 2,835.48 39.11	75,425 2,891.30 39.88	76,920 2,948.58 40.67		
HLTH SOC DEV SPEC 4 HS4	59,122 2,266.35 31.26	61,278 2,349.00 32.40	63,378 2,429.48 33.51	65,704 2,518.65 34.74	68,106 2,610.73 36.01	70,565 2,704.98 37.31	73,175 2,805.03 38.69	76,106 2,917.40 40.24	79,076 3,031.23 41.81	82,045 3,145.05 43.38	84,107 3,224.08 44.47	85,809 3,289.33 45.37	87,530 3,355.30 46.28
HLTH SOC DEV SPEC 5 HS5	65,704 2,518.65 34.74	68,106 2,610.73 36.01	71,019 2,722.38 37.55	73,515 2,818.08 38.87	76,447 2,930.45 40.42	79,340 3,041.38 41.95	82,537 3,163.90 43.64	85,714 3,285.70 45.32	89,194 3,419.10 47.16	91,426 3,504.65 48.34	93,279 3,575.70 49.32	95,152 3,647.48 50.31	
HLTH SOC DEV SPEC 6 HS6	80,494 3,085.60 42.56	83,653 3,206.68 44.23	86,906 3,331.38 45.95	90,253 3,459.70 47.72	94,074 3,606.15 49.74	98,008 3,756.95 51.82	100,447 3,850.48 53.11	102,509 3,929.50 54.20	104,551 4,007.80 55.28				
HOME ADVISOR 1 HV1	44,521 1,706.65 23.54	45,940 1,761.03 24.29	47,415 1,817.58 25.07	48,985 1,877.75 25.90	50,555 1,937.93 26.73	52,389 2,008.25 27.70	53,694 2,058.28 28.39	54,678 2,095.98 28.91	55,775 2,138.03 29.49				

 denotes 20 years
 denotes 25 years

Alternate formats available.

Effective 2025 03 22 through 2026 03 20


HOME ADVISOR 2 HV2	48,739 1,868.33 25.77	50,233 1,925.60 26.56	51,803 1,985.78 27.39	53,373 2,045.95 28.22	55,226 2,117.00 29.20	56,947 2,182.98 30.11	58,366 2,237.35 30.86	59,520 2,281.58 31.47	60,692 2,326.53 32.09				
ILLUSTRATOR 1 IL1	45,297 1,736.38 23.95	46,715 1,790.75 24.70	48,285 1,850.93 25.53	49,874 1,911.83 26.37	51,519 1,974.90 27.24	53,165 2,037.98 28.11	54,489 2,088.73 28.81	55,604 2,131.50 29.40	56,701 2,173.55 29.98				
ILLUSTRATOR 2 IL2	53,165 2,037.98 28.11	55,075 2,111.20 29.12	56,985 2,184.43 30.13	58,971 2,260.55 31.18	61,165 2,344.65 32.34	63,416 2,430.93 33.53	64,985 2,491.10 34.36	66,328 2,542.58 35.07	67,652 2,593.33 35.77				
ILLUSTRATOR 3 IL3	56,985 2,184.43 30.13	58,971 2,260.55 31.18	61,165 2,344.65 32.34	63,416 2,430.93 33.53	65,723 2,519.38 34.75	68,257 2,616.53 36.09	69,960 2,681.78 36.99	71,416 2,737.60 37.76	72,834 2,791.98 38.51				
INFORM WRITER 1 IW1	50,555 1,937.93 26.73	52,389 2,008.25 27.70	54,186 2,077.13 28.65	56,002 2,146.73 29.61	57,987 2,222.85 30.66	59,973 2,298.98 31.71	61,487 2,356.98 32.51	62,716 2,404.10 33.16	63,945 2,451.23 33.81				
INFORM WRITER 2 IW2	64,645 2,478.05 34.18	66,820 2,561.43 35.33	69,317 2,657.13 36.65	71,964 2,758.63 38.05	74,631 2,860.85 39.46	77,468 2,969.60 40.96	79,416 3,044.28 41.99	81,043 3,106.63 42.85	82,650 3,168.25 43.70				
JURILINGUIST JUR	86,906 3,331.38 45.95	90,253 3,459.70 47.72	94,074 3,606.15 49.74	98,008 3,756.95 51.82	102,131 3,915.00 54.00	106,537 4,083.93 56.33	111,209 4,263.00 58.80	115,994 4,446.43 61.33	118,888 4,557.35 62.86	121,308 4,650.15 64.14	123,748 4,743.68 65.43		
LANGUAGE SPEC 1 LG1	57,723 2,212.70 30.52	59,765 2,291.00 31.60	61,770 2,367.85 32.66	64,059 2,455.58 33.87	66,196 2,537.50 35.00	68,711 2,633.93 36.33	71,246 2,731.08 37.67	73,894 2,832.58 39.07	76,504 2,932.63 40.45	79,586 3,050.80 42.08	81,572 3,126.93 43.13	83,180 3,188.55 43.98	84,844 3,252.35 44.86
LANGUAGE SPEC 2 LG2	67,633 2,592.60 35.76	69,903 2,679.60 36.96	72,513 2,779.65 38.34	75,161 2,881.15 39.74	77,846 2,984.10 41.16	80,759 3,095.75 42.70	83,917 3,216.83 44.37	87,227 3,343.70 46.12	90,518 3,469.85 47.86	92,788 3,556.85 49.06	94,698 3,630.08 50.07	96,589 3,702.58 51.07	
LANGUAGE SPEC 3 LG3	78,868 3,023.25 41.70	82,215 3,151.58 43.47	85,355 3,271.93 45.13	88,532 3,393.73 46.81	91,861 3,521.33 48.57	95,568 3,663.43 50.53	99,256 3,804.80 52.48	101,752 3,900.50 53.80	103,795 3,978.80 54.88	105,875 4,058.55 55.98			


 denotes 20 years
 denotes 25 years

Alternate formats available.

Effective 2025 03 22 through 2026 03 20

LIBRARIAN 1	52,389	54,186	56,002	57,987	59,973	62,224	63,794	65,042	66,347	
LN1	2,008.25	2,077.13	2,146.73	2,222.85	2,298.98	2,385.25	2,445.43	2,493.28	2,543.30	
	27.70	28.65	29.61	30.66	31.71	32.90	33.73	34.39	35.08	
LIBRARIAN 2	57,987	59,973	62,224	64,626	66,971	69,392	72,154	73,969	75,425	76,920
LN2	2,222.85	2,298.98	2,385.25	2,477.33	2,567.23	2,660.03	2,765.88	2,835.48	2,891.30	2,948.58
	30.66	31.71	32.90	34.17	35.41	36.69	38.15	39.11	39.88	40.67
LIBRARIAN 3	64,626	66,971	69,392	72,154	75,634	79,170	81,137	82,801	84,447	
LN3	2,477.33	2,567.23	2,660.03	2,765.88	2,899.28	3,034.85	3,110.25	3,174.05	3,237.13	
	34.17	35.41	36.69	38.15	39.99	41.86	42.90	43.78	44.65	
LIBRARIAN 4	68,106	71,019	73,685	76,447	79,340	82,537	85,714	87,851	89,629	91,426
LN4	2,610.73	2,722.38	2,824.60	2,930.45	3,041.38	3,163.90	3,285.70	3,367.63	3,435.78	3,504.65
	36.01	37.55	38.96	40.42	41.95	43.64	45.32	46.45	47.39	48.34
LIBRARY TECHNICIAN 1	47,699	48,909	50,214	51,576	53,070	54,697	56,058	57,174	58,328	
LY1	1,828.45	1,874.85	1,924.88	1,977.08	2,034.35	2,096.70	2,148.90	2,191.68	2,235.90	
	25.22	25.86	26.55	27.27	28.06	28.92	29.64	30.23	30.84	
LIBRARY TECHNICIAN 2	54,054	55,434	56,947	58,517	60,087	61,789	63,340	64,664	65,950	
LY2	2,072.05	2,124.98	2,182.98	2,243.15	2,303.33	2,368.58	2,428.03	2,478.78	2,528.08	
	28.58	29.31	30.11	30.94	31.77	32.67	33.49	34.19	34.87	
LIBRARY TECHNICIAN 3	55,983	57,571	59,293	61,051	63,018	64,910	66,517	67,898	69,260	
LY3	2,146.00	2,206.90	2,272.88	2,340.30	2,415.70	2,488.20	2,549.83	2,602.75	2,654.95	
	29.60	30.44	31.35	32.28	33.32	34.32	35.17	35.90	36.62	
MEDIA SPECIALIST 1	71,019	73,685	76,447	79,340	82,537	85,714	87,851	89,629	91,426	
MS1	2,722.38	2,824.60	2,930.45	3,041.38	3,163.90	3,285.70	3,367.63	3,435.78	3,504.65	
	37.55	38.96	40.42	41.95	43.64	45.32	46.45	47.39	48.34	
MEDIA SPECIALIST 2	74,839	77,563	80,494	83,653	86,906	90,253	94,074	96,438	98,310	100,277
MS2	2,868.83	2,973.23	3,085.60	3,206.68	3,331.38	3,459.70	3,606.15	3,696.78	3,768.55	3,843.95
	39.57	41.01	42.56	44.23	45.95	47.72	49.74	50.99	51.98	53.02
MEDIA TECHNICIAN 1	45,940	47,415	48,985	50,555	52,389	54,186	55,567	56,664	57,798	
TA1	1,761.03	1,817.58	1,877.75	1,937.93	2,008.25	2,077.13	2,130.05	2,172.10	2,215.60	
	24.29	25.07	25.90	26.73	27.70	28.65	29.38	29.96	30.56	

 denotes 20 years


 denotes 25 years

Alternate formats available.

Effective 2025 03 22 through 2026 03 20

MEDIA TECHNICIAN 2 TA2	50,555 1,937.93 26.73	52,389 2,008.25 27.70	54,186 2,077.13 28.65	56,002 2,146.73 29.61	57,987 2,222.85 30.66	59,973 2,298.98 31.71	61,487 2,356.98 32.51	62,716 2,404.10 33.16	63,945 2,451.23 33.81				
MEDIA TECHNICIAN 3 TA3	55,075 2,111.20 29.12	56,985 2,184.43 30.13	58,971 2,260.55 31.18	61,165 2,344.65 32.34	63,416 2,430.93 33.53	65,723 2,519.38 34.75	67,387 2,583.18 35.63	68,806 2,637.55 36.38	70,187 2,690.48 37.11				
PLANNING PROG AN 1 PM1	52,389 2,008.25 27.70	54,186 2,077.13 28.65	56,002 2,146.73 29.61	57,987 2,222.85 30.66	59,973 2,298.98 31.71	62,224 2,385.25 32.90	64,626 2,477.33 34.17	66,971 2,567.23 35.41	69,392 2,660.03 36.69	72,154 2,765.88 38.15	73,969 2,835.48 39.11	75,425 2,891.30 39.88	76,920 2,948.58 40.67
PLANNING PROG AN 2 PM2	68,106 2,610.73 36.01	71,019 2,722.38 37.55	73,685 2,824.60 38.96	76,447 2,930.45 40.42	79,340 3,041.38 41.95	82,537 3,163.90 43.64	85,714 3,285.70 45.32	87,851 3,367.63 46.45	89,629 3,435.78 47.39	91,426 3,504.65 48.34			
PLANNING PROG AN 3 PM3	74,839 2,868.83 39.57	77,563 2,973.23 41.01	80,494 3,085.60 42.56	83,653 3,206.68 44.23	86,906 3,331.38 45.95	90,253 3,459.70 47.72	94,074 3,606.15 49.74	96,438 3,696.78 50.99	98,310 3,768.55 51.98	100,277 3,843.95 53.02			
PLANNING PROG AN 4 PM4	83,653 3,206.68 44.23	86,906 3,331.38 45.95	90,253 3,459.70 47.72	94,074 3,606.15 49.74	98,008 3,756.95 51.82	102,131 3,915.00 54.00	106,537 4,083.93 56.33	109,204 4,186.15 57.74	111,341 4,268.08 58.87	113,573 4,353.63 60.05			
PROBATION OFFICER 1 PB1	56,267 2,156.88 29.75	58,290 2,234.45 30.82	60,200 2,307.68 31.83	62,413 2,392.50 33.00	64,513 2,472.98 34.11	66,914 2,565.05 35.38	68,598 2,629.58 36.27	69,903 2,679.60 36.96	71,302 2,733.25 37.70				
PROBATION OFFICER 2 PB2	60,333 2,312.75 31.90	62,489 2,395.40 33.04	64,645 2,478.05 34.18	67,028 2,569.40 35.44	69,619 2,668.73 36.81	72,172 2,766.60 38.16	74,744 2,865.20 39.52	77,733 2,979.75 41.10	79,662 3,053.70 42.12	81,251 3,114.60 42.96	82,877 3,176.95 43.82		
PROBATION OFFICER 3 PB3	64,172 2,459.93 33.93	66,536 2,550.55 35.18	68,768 2,636.10 36.36	71,359 2,735.43 37.73	73,950 2,834.75 39.10	76,598 2,936.25 40.50	79,454 3,045.73 42.01	82,594 3,166.08 43.67	85,847 3,290.78 45.39	89,062 3,414.03 47.09	91,294 3,499.58 48.27	93,147 3,570.63 49.25	95,019 3,642.40 50.24
RECREATION CONSULT 1 RR1	49,117 1,882.83 25.97	50,555 1,937.93 26.73	52,389 2,008.25 27.70	54,186 2,077.13 28.65	56,002 2,146.73 29.61	57,987 2,222.85 30.66	59,444 2,278.68 31.43	60,617 2,323.63 32.05	61,827 2,370.03 32.69				


 denotes 20 years


 denotes 25 years

Alternate formats available.

Effective 2025 03 22 through 2026 03 20

RECREATION CONSULT 2 RR2	59,973 2,298.98 31.71	62,224 2,385.25 32.90	64,626 2,477.33 34.17	66,971 2,567.23 35.41	69,392 2,660.03 36.69	72,154 2,765.88 38.15	73,969 2,835.48 39.11	75,425 2,891.30 39.88	76,920 2,948.58 40.67
RECREATION CONSULT 3 RR3	68,106 2,610.73 36.01	70,565 2,704.98 37.31	73,175 2,805.03 38.69	76,106 2,917.40 40.24	79,076 3,031.23 41.81	82,045 3,145.05 43.38	84,107 3,224.08 44.47	85,809 3,289.33 45.37	87,530 3,355.30 46.28
RECREATION CONSULT 4 RR4	73,685 2,824.60 38.96	76,447 2,930.45 40.42	79,340 3,041.38 41.95	82,537 3,163.90 43.64	85,714 3,285.70 45.32	89,194 3,419.10 47.16	91,426 3,504.65 48.34	93,279 3,575.70 49.32	95,152 3,647.48 50.31
RESEARCH ASSIST 1 RH1	44,521 1,706.65 23.54	45,940 1,761.03 24.29	47,415 1,817.58 25.07	48,985 1,877.75 25.90	50,555 1,937.93 26.73	52,389 2,008.25 27.70	53,694 2,058.28 28.39	54,678 2,095.98 28.91	55,775 2,138.03 29.49
RESEARCH ASSIST 2 RH2	50,555 1,937.93 26.73	52,389 2,008.25 27.70	54,186 2,077.13 28.65	56,002 2,146.73 29.61	57,987 2,222.85 30.66	59,973 2,298.98 31.71	61,487 2,356.98 32.51	62,716 2,404.10 33.16	63,945 2,451.23 33.81
RESIDENCE COUNSELR RCR	54,640 2,094.53 28.89	56,115 2,151.08 29.67	57,666 2,210.53 30.49	59,349 2,275.05 31.38	60,995 2,338.13 32.25	62,886 2,410.63 33.25	64,475 2,471.53 34.09	65,685 2,517.93 34.73	66,990 2,567.95 35.42
RESOURCE EXT OFF 1 RX1	56,002 2,146.73 29.61	57,987 2,222.85 30.66	59,973 2,298.98 31.71	62,224 2,385.25 32.90	64,626 2,477.33 34.17	66,971 2,567.23 35.41	68,654 2,631.75 36.30	69,997 2,683.23 37.01	71,397 2,736.88 37.75
RESOURCE EXT OFF 2 RX2	63,378 2,429.48 33.51	65,704 2,518.65 34.74	68,106 2,610.73 36.01	70,565 2,704.98 37.31	73,175 2,805.03 38.69	76,106 2,917.40 40.24	77,998 2,989.90 41.24	79,530 3,048.63 42.05	81,137 3,110.25 42.90
RESOURCE EXT OFF 3 RX3	71,019 2,722.38 37.55	73,685 2,824.60 38.96	76,447 2,930.45 40.42	79,340 3,041.38 41.95	82,537 3,163.90 43.64	85,714 3,285.70 45.32	87,851 3,367.63 46.45	89,629 3,435.78 47.39	91,426 3,504.65 48.34
RESOURCE EXT OFF 4 RX4	80,494 3,085.60 42.56	83,653 3,206.68 44.23	86,906 3,331.38 45.95	90,253 3,459.70 47.72	94,074 3,606.15 49.74	98,008 3,756.95 51.82	100,447 3,850.48 53.11	102,509 3,929.50 54.20	104,551 4,007.80 55.28


 denotes 20 years


 denotes 25 years

Alternate formats available.

Effective 2025 03 22 through 2026 03 20

SOCIAL SERVICES WKR 1 SP1	50,763 1,945.90 26.84	52,238 2,002.45 27.62	53,902 2,066.25 28.50	55,567 2,130.05 29.38	57,382 2,199.65 30.34	59,217 2,269.98 31.31	60,692 2,326.53 32.09	61,959 2,375.10 32.76	63,207 2,422.95 33.42				
SOCIAL SERVICES WKR 2 SP2	53,335 2,044.50 28.20	55,264 2,118.45 29.22	57,117 2,189.50 30.20	59,141 2,267.08 31.27	61,222 2,346.83 32.37	63,453 2,432.38 33.55	65,023 2,492.55 34.38	66,366 2,544.03 35.09	67,690 2,594.78 35.79				
SOCIAL SERVICES WKR 3 SP3	58,271 2,233.73 30.81	60,390 2,314.93 31.93	62,413 2,392.50 33.00	64,740 2,481.68 34.23	67,160 2,574.48 35.51	69,695 2,671.63 36.85	72,172 2,766.60 38.16	75,009 2,875.35 39.66	76,882 2,947.13 40.65	78,433 3,006.58 41.47	80,002 3,066.75 42.30		
SOCIAL SERVICES WKR 4 SP4	64,210 2,461.38 33.95	66,574 2,552.00 35.20	68,844 2,639.00 36.40	71,359 2,735.43 37.73	73,988 2,836.20 39.12	76,636 2,937.70 40.52	79,473 3,046.45 42.02	82,669 3,168.98 43.71	85,865 3,291.50 45.40	89,081 3,414.75 47.10	91,312 3,500.30 48.28	93,204 3,572.80 49.28	95,057 3,643.85 50.26
SOCIAL SERVICES WKR 5 SP5	74,177 2,843.45 39.22	76,920 2,948.58 40.67	80,154 3,072.55 42.38	83,010 3,182.03 43.89	86,225 3,305.28 45.59	89,591 3,434.33 47.37	93,223 3,573.53 49.29	96,741 3,708.38 51.15	100,693 3,859.90 53.24	103,228 3,957.05 54.58	105,251 4,034.63 55.65	107,351 4,115.10 56.76	
SOCIAL SERVICES WKR 6 SP6	89,629 3,435.78 47.39	93,071 3,567.73 49.21	96,741 3,708.38 51.15	100,561 3,854.83 53.17	104,665 4,012.15 55.34	109,053 4,180.35 57.66	111,776 4,284.75 59.10	114,027 4,371.03 60.29	116,297 4,458.03 61.49				
SPVR INMATE TR CORR SIT	65,439 2,508.50 34.60	67,728 2,596.23 35.81	70,111 2,687.58 37.07	72,702 2,786.90 38.44	75,369 2,889.13 39.85	78,130 2,994.98 41.31	81,270 3,115.33 42.97	84,428 3,236.40 44.64	87,624 3,358.93 46.33	89,799 3,442.30 47.48	91,596 3,511.18 48.43	93,431 3,581.50 49.40	
SPVR INSTIT PR HDGY SIH	73,685 2,824.60 38.96	76,447 2,930.45 40.42	79,340 3,041.38 41.95	82,537 3,163.90 43.64	85,714 3,285.70 45.32	89,194 3,419.10 47.16	91,426 3,504.65 48.34	93,279 3,575.70 49.32	95,152 3,647.48 50.31				
SENIOR RSRCH ANALYST SER	86,906 3,331.38 45.95	90,253 3,459.70 47.72	94,074 3,606.15 49.74	98,008 3,756.95 51.82	102,131 3,915.00 54.00	106,537 4,083.93 56.33	111,209 4,263.00 58.80	115,994 4,446.43 61.33	118,888 4,557.35 62.86	121,308 4,650.15 64.14	123,748 4,743.68 65.43		
STATISTICAL ANAL 1 SS1	59,973 2,298.98 31.71	62,224 2,385.25 32.90	64,626 2,477.33 34.17	66,971 2,567.23 35.41	69,392 2,660.03 36.69	72,154 2,765.88 38.15	73,969 2,835.48 39.11	75,425 2,891.30 39.88	76,920 2,948.58 40.67				


 denotes 20 years

 denotes 25 years

Alternate formats available.

Effective 2025 03 22 through 2026 03 20

STATISTICAL ANAL 2 SS2	71,019 2,722.38 37.55	73,685 2,824.60 38.96	76,447 2,930.45 40.42	79,340 3,041.38 41.95	82,537 3,163.90 43.64	85,714 3,285.70 45.32	89,194 3,419.10 47.16	91,426 3,504.65 48.34	93,279 3,575.70 49.32	95,152 3,647.48 50.31		
STATISTICAL ANAL 3 SS3	77,563 2,973.23 41.01	80,494 3,085.60 42.56	83,653 3,206.68 44.23	86,906 3,331.38 45.95	90,253 3,459.70 47.72	94,074 3,606.15 49.74	96,438 3,696.78 50.99	98,310 3,768.55 51.98	100,277 3,843.95 53.02			
TEACHER INSTITUT 1 TN1	57,155 2,190.95 30.22	59,084 2,264.90 31.24	61,184 2,345.38 32.35	63,321 2,427.30 33.48	65,572 2,513.58 34.67	67,784 2,598.40 35.84	69,487 2,663.65 36.74	70,830 2,715.13 37.45	72,248 2,769.50 38.20			
TEACHER INSTITUT 2 TN2	64,097 2,457.03 33.89	66,328 2,542.58 35.07	68,636 2,631.03 36.29	71,075 2,724.55 37.58	73,667 2,823.88 38.95	76,466 2,931.18 40.43	79,378 3,042.83 41.97	82,234 3,152.30 43.48	85,241 3,267.58 45.07	87,378 3,349.50 46.20	89,100 3,415.48 47.11	90,877 3,483.63 48.05
TEACHER INSTITUT 3 TN3	76,579 2,935.53 40.49	79,473 3,046.45 42.02	82,348 3,156.65 43.54	85,355 3,271.93 45.13	88,475 3,391.55 46.78	91,955 3,524.95 48.62	95,398 3,656.90 50.44	97,781 3,748.25 51.70	99,729 3,822.93 52.73	101,715 3,899.05 53.78		
TEACHER OF DEAF 1 TF1	71,284 2,732.53 37.69	73,950 2,834.75 39.10	76,579 2,935.53 40.49	79,397 3,043.55 41.98	82,310 3,155.20 43.52	85,563 3,279.90 45.24	87,681 3,361.10 46.36	89,440 3,428.53 47.29	91,218 3,496.68 48.23			
TEACHER OF DEAF 2 TF2	73,950 2,834.75 39.10	76,579 2,935.53 40.49	79,397 3,043.55 41.98	82,310 3,155.20 43.52	85,563 3,279.90 45.24	88,891 3,407.50 47.00	92,258 3,536.55 48.78	94,565 3,625.00 50.00	96,476 3,698.23 51.01	98,405 3,772.18 52.03		
TEACHER OF DEAF 3 TF3	76,579 2,935.53 40.49	79,794 3,058.78 42.19	82,820 3,174.78 43.79	85,998 3,296.58 45.47	89,213 3,419.83 47.17	92,844 3,559.03 49.09	96,362 3,693.88 50.95	98,783 3,786.68 52.23	100,731 3,861.35 53.26	102,736 3,938.20 54.32		
TRANSLATOR 1 TS1	64,645 2,478.05 34.18	66,820 2,561.43 35.33	69,317 2,657.13 36.65	71,964 2,758.63 38.05	74,631 2,860.85 39.46	77,468 2,969.60 40.96	80,683 3,092.85 42.66	82,707 3,170.43 43.73	84,371 3,234.23 44.61	86,074 3,299.48 45.51		
TRANSLATOR 2 TS2	80,759 3,095.75 42.70	83,728 3,209.58 44.27	86,944 3,332.83 45.97	90,404 3,465.50 47.80	93,979 3,602.53 49.69	97,856 3,751.15 51.74	101,941 3,907.75 53.90	104,495 4,005.63 55.25	106,594 4,086.10 56.36	108,712 4,167.30 57.48		


 denotes 20 years


 denotes 25 years

Alternate formats available.

Effective 2025 03 22 through 2026 03 20

TRANSLATOR 3	84,163	87,189	90,707	94,282	97,913	101,941	106,254	108,921	111,095	113,327
TS3	3,226.25	3,342.25	3,477.10	3,614.13	3,753.33	3,907.75	4,073.05	4,175.28	4,258.65	4,344.20
	44.50	46.10	47.96	49.85	51.77	53.90	56.18	57.59	58.74	59.92

 denotes 20 years

 denotes 25 years