

Alternate formats available.

TRADES COMPONENT YEAR 3 SALARY SCHEDULE

Effective 2025 03 22 through 2026 03 20

AIR MECHANIC	48,897	50,671	52,320	54,073	55,868	57,997	59,457	60,668	61,857
AME	1,874.40	1,942.40	2,005.60	2,072.80	2,141.60	2,223.20	2,279.20	2,325.60	2,371.20
	23.43	24.28	25.07	25.91	26.77	27.79	28.49	29.07	29.64
AIRPORT EQUIP OP 1	44,244	45,558	46,811	48,376	49,920	51,444	52,737	53,885	54,971
AQ1	1,696.00	1,746.40	1,794.40	1,854.40	1,913.60	1,972.00	2,021.60	2,065.60	2,107.20
	21.20	21.83	22.43	23.18	23.92	24.65	25.27	25.82	26.34
AIRPORT EQUIP OP 2	49,169	50,755	52,383	53,927	55,868	57,767	59,207	60,292	61,503
AQ2	1,884.80	1,945.60	2,008.00	2,067.20	2,141.60	2,214.40	2,269.60	2,311.20	2,357.60
	23.56	24.32	25.10	25.84	26.77	27.68	28.37	28.89	29.47
AIRPORT MANAGER 1	56,807	58,560	60,731	62,734	64,904	67,200	68,870	70,289	71,687
RM1	2,177.60	2,244.80	2,328.00	2,404.80	2,488.00	2,576.00	2,640.00	2,694.40	2,748.00
	27.22	28.06	29.10	30.06	31.10	32.20	33.00	33.68	34.35
AIRPORT MANAGER 2	63,736	65,990	68,306	70,852	73,524	76,195	78,094	79,597	81,183
RM2	2,443.20	2,529.60	2,618.40	2,716.00	2,818.40	2,920.80	2,993.60	3,051.20	3,112.00
	30.54	31.62	32.73	33.95	35.23	36.51	37.42	38.14	38.90
AIRPORT MANAGER 3	72,188	74,859	77,384	80,327	83,311	86,463	88,612	90,407	92,223
RM3	2,767.20	2,869.60	2,966.40	3,079.20	3,193.60	3,314.40	3,396.80	3,465.60	3,535.20
	34.59	35.87	37.08	38.49	39.92	41.43	42.46	43.32	44.19
AREA WORKS SPVR	59,645	61,628	63,757	66,157	68,515	70,226	71,624	73,064	
ARS	2,286.40	2,362.40	2,444.00	2,536.00	2,626.40	2,692.00	2,745.60	2,800.80	
	28.58	29.53	30.55	31.70	32.83	33.65	34.32	35.01	
ASST POWR ENG 1ST CL	64,800	66,929	69,433	71,938	74,421	77,071	78,971	80,557	82,184
A0E	2,484.00	2,565.60	2,661.60	2,757.60	2,852.80	2,954.40	3,027.20	3,088.00	3,150.40
	31.05	32.07	33.27	34.47	35.66	36.93	37.84	38.60	39.38


denotes 20 years


denotes 25 years

Alternate formats available.

Effective 2025 03 22 through 2026 03 20

ASST POWR ENG 2ND CL	58,017	60,000	62,108	64,278	66,491	68,828	70,539	71,958	73,398		
A2E	2,224.00	2,300.00	2,380.80	2,464.00	2,548.80	2,638.40	2,704.00	2,758.40	2,813.60		
	27.80	28.75	29.76	30.80	31.86	32.98	33.80	34.48	35.17		
ASST WORKS SPVR	52,842	54,783	56,452	58,998	60,877	62,400	63,548	64,800			
AWS	2,025.60	2,100.00	2,164.00	2,261.60	2,333.60	2,392.00	2,436.00	2,484.00			
	25.32	26.25	27.05	28.27	29.17	29.90	30.45	31.05			
AUTO EQUIP MECH	58,164	60,104	62,108	64,383	65,990	67,242	68,598				
AEM	2,229.60	2,304.00	2,380.80	2,468.00	2,529.60	2,577.60	2,629.60				
	27.87	28.80	29.76	30.85	31.62	32.22	32.87				
AUTO EQUIP MECH SRT	57,433	59,353	61,461	63,694	65,280	66,616	67,951				
AMS	2,201.60	2,275.20	2,356.00	2,441.60	2,502.40	2,553.60	2,604.80				
	27.52	28.44	29.45	30.52	31.28	31.92	32.56				
AVIONICS TECHNIC 1	59,228	61,461	63,631	65,990	68,327	70,852	72,960	75,298	77,176	78,762	80,327
AT1	2,270.40	2,356.00	2,439.20	2,529.60	2,619.20	2,716.00	2,796.80	2,886.40	2,958.40	3,019.20	3,079.20
	28.38	29.45	30.49	31.62	32.74	33.95	34.96	36.08	36.98	37.74	38.49
AVIONICS TECHNIC 2	73,586	76,424	79,409	82,498	85,795	89,134	91,847	94,560	96,918	98,880	100,863
AT2	2,820.80	2,929.60	3,044.00	3,162.40	3,288.80	3,416.80	3,520.80	3,624.80	3,715.20	3,790.40	3,866.40
	35.26	36.62	38.05	39.53	41.11	42.71	44.01	45.31	46.44	47.38	48.33
BOAT MATE	43,826	45,287	46,769	48,292	49,753	51,485	52,779	53,802	54,887		
BMT	1,680.00	1,736.00	1,792.80	1,851.20	1,907.20	1,973.60	2,023.20	2,062.40	2,104.00		
	21.00	21.70	22.41	23.14	23.84	24.67	25.29	25.78	26.30		
BUILDING SER WRKR 1	38,922	40,070	41,322	42,616	43,972	45,412	46,539	47,416	48,376		
BW1	1,492.00	1,536.00	1,584.00	1,633.60	1,685.60	1,740.80	1,784.00	1,817.60	1,854.40		
	18.65	19.20	19.80	20.42	21.07	21.76	22.30	22.72	23.18		
BUILDING SER WRKR 2	40,070	41,322	42,616	43,972	45,412	47,082	48,230	49,252	50,233		
BW2	1,536.00	1,584.00	1,633.60	1,685.60	1,740.80	1,804.80	1,848.80	1,888.00	1,925.60		
	19.20	19.80	20.42	21.07	21.76	22.56	23.11	23.60	24.07		


 denotes 20 years


 denotes 25 years

Alternate formats available.

Effective 2025 03 22 through 2026 03 20

BUILDING SER WRKR 3 BW3	41,969 1,608.80 20.11	43,388 1,663.20 20.79	44,682 1,712.80 21.41	46,143 1,768.80 22.11	47,687 1,828.00 22.85	49,419 1,894.40 23.68	50,651 1,941.60 24.27	51,694 1,981.60 24.77	52,737 2,021.60 25.27
CAMP COOK 1 CA1	40,633 1,557.60 19.47	41,760 1,600.80 20.01	43,451 1,665.60 20.82	44,515 1,706.40 21.33	45,391 1,740.00 21.75	46,310 1,775.20 22.19			
CAMP COOK 2 CA2	44,682 1,712.80 21.41	46,184 1,770.40 22.13	47,687 1,828.00 22.85	48,877 1,873.60 23.42	49,816 1,909.60 23.87	50,797 1,947.20 24.34			
CASUAL NURSERY WRKR CNW	33,788 1,295.20 16.19	33,788 1,295.20 16.19	34,623 1,327.20 16.59	34,623 1,327.20 16.59	35,311 1,353.60 16.92				
CH POWER ENG 1ST C1E	96,167 3,686.40 46.08	99,861 3,828.00 47.85	103,743 3,976.80 49.71	107,771 4,131.20 51.64	110,943 4,252.80 53.16	114,365 4,384.00 54.80	117,225 4,493.60 56.17	119,562 4,583.20 57.29	121,941 4,674.40 58.43
CH POWER ENG 2ND CL C2E	91,221 3,496.80 43.71	94,560 3,624.80 45.31	98,045 3,758.40 46.98	101,906 3,906.40 48.83	104,953 4,023.20 50.29	107,583 4,124.00 51.55	109,711 4,205.60 52.57	111,903 4,289.60 53.62	
CH POWER ENG 3RD CL C3E	72,814 2,791.20 34.89	75,402 2,890.40 36.13	78,178 2,996.80 37.46	81,224 3,113.60 38.92	83,270 3,192.00 39.90	84,981 3,257.60 40.72	86,671 3,322.40 41.53		
CONSTRUCTION SPVR 1 CU1	65,844 2,524.00 31.55	68,160 2,612.80 32.66	70,706 2,710.40 33.88	73,378 2,812.80 35.16	76,174 2,920.00 36.50	78,073 2,992.80 37.41	79,576 3,050.40 38.13	81,162 3,111.20 38.89	
CONSTRUCTION SPVR 2 CU2	72,835 2,792.00 34.90	75,402 2,890.40 36.13	78,386 3,004.80 37.56	81,412 3,120.80 39.01	84,522 3,240.00 40.50	86,651 3,321.60 41.52	88,383 3,388.00 42.35	90,157 3,456.00 43.20	


 denotes 20 years


 denotes 25 years

Alternate formats available.

Effective 2025 03 22 through 2026 03 20

CONSTRUCTION WKR LH CLH	48,146 1,845.60 23.07	49,753 1,907.20 23.84	51,318 1,967.20 24.59	52,571 2,015.20 25.19	53,656 2,056.80 25.71	54,720 2,097.60 26.22						
CONSTRUCTION WORKER CWR	45,120 1,729.60 21.62	46,664 1,788.80 22.36	48,209 1,848.00 23.10	49,753 1,907.20 23.84	50,984 1,954.40 24.43	52,091 1,996.80 24.96	53,113 2,036.00 25.45					
COOK 1 CK1	45,224 1,733.60 21.67	46,456 1,780.80 22.26	47,604 1,824.80 22.81	48,897 1,874.40 23.43	50,484 1,935.20 24.19	51,965 1,992.00 24.90	53,238 2,040.80 25.51	54,344 2,083.20 26.04	55,430 2,124.80 26.56			
COOK 2 CK2	50,024 1,917.60 23.97	51,277 1,965.60 24.57	52,571 2,015.20 25.19	54,011 2,070.40 25.88	55,471 2,126.40 26.58	57,016 2,185.60 27.32	58,456 2,240.80 28.01	59,604 2,284.80 28.56	60,793 2,330.40 29.13			
COOK 3 CK3	53,656 2,056.80 25.71	55,054 2,110.40 26.38	56,473 2,164.80 27.06	57,976 2,222.40 27.78	59,478 2,280.00 28.50	61,085 2,341.60 29.27	62,609 2,400.00 30.00	63,882 2,448.80 30.61	65,155 2,497.60 31.22			
DEP CH POWER ENG 1ST DOE	86,317 3,308.80 41.36	89,593 3,434.40 42.93	93,099 3,568.80 44.61	96,480 3,698.40 46.23	99,360 3,808.80 47.61	101,823 3,903.20 48.79	103,889 3,982.40 49.78	105,976 4,062.40 50.78				
DEP CH POWER ENG 2ND D2E	71,520 2,741.60 34.27	74,087 2,840.00 35.50	76,800 2,944.00 36.80	79,659 3,053.60 38.17	81,663 3,130.40 39.13	83,311 3,193.60 39.92	85,002 3,258.40 40.73					
DEP CH POWER ENG 3RD D3E	71,332 2,734.40 34.18	73,753 2,827.20 35.34	76,466 2,931.20 36.64	79,304 3,040.00 38.00	81,266 3,115.20 38.94	82,915 3,178.40 39.73	84,564 3,241.60 40.52					
FACILITY MANAGER 1 FM1	44,515 1,706.40 21.33	45,976 1,762.40 22.03	48,731 1,868.00 23.35	50,358 1,930.40 24.13	51,882 1,988.80 24.86	53,635 2,056.00 25.70	55,492 2,127.20 26.59	57,245 2,194.40 27.43	58,894 2,257.60 28.22	60,376 2,314.40 28.93	61,607 2,361.60 29.52	62,838 2,408.80 30.11


 denotes 20 years


 denotes 25 years

Alternate formats available.

Effective 2025 03 22 through 2026 03 20

FACILITY MANAGER 2	51,882	53,635	55,492	57,391	59,249	61,607	63,423	65,280	66,908	68,264	69,642	
FM2	1,988.80	2,056.00	2,127.20	2,200.00	2,271.20	2,361.60	2,431.20	2,502.40	2,564.80	2,616.80	2,669.60	
	24.86	25.70	26.59	27.50	28.39	29.52	30.39	31.28	32.06	32.71	33.37	
FACILITY MANAGER 3	59,249	61,607	64,404	67,200	69,725	72,355	74,421	76,758	78,678	80,264	81,871	
FM3	2,271.20	2,361.60	2,468.80	2,576.00	2,672.80	2,773.60	2,852.80	2,942.40	3,016.00	3,076.80	3,138.40	
	28.39	29.52	30.86	32.20	33.41	34.67	35.66	36.78	37.70	38.46	39.23	
FACILITY MANAGER 4	67,889	70,393	73,044	75,819	79,910	83,061	86,233	88,821	91,534	93,830	95,750	97,649
FM4	2,602.40	2,698.40	2,800.00	2,906.40	3,063.20	3,184.00	3,305.60	3,404.80	3,508.80	3,596.80	3,670.40	3,743.20
	32.53	33.73	35.00	36.33	38.29	39.80	41.32	42.56	43.86	44.96	45.88	46.79
FIRE RANGER 1	39,318	40,237	41,551	42,574	43,471	44,327						
FR1	1,507.20	1,542.40	1,592.80	1,632.00	1,666.40	1,699.20						
	18.84	19.28	19.91	20.40	20.83	21.24						
FIRE RANGER 2	43,263	44,536	46,268	47,395	48,334	49,315						
FR2	1,658.40	1,707.20	1,773.60	1,816.80	1,852.80	1,890.40						
	20.73	21.34	22.17	22.71	23.16	23.63						
FIRE RANGER 3	45,558	46,915	48,376	49,586	50,567	51,569						
FR3	1,746.40	1,798.40	1,854.40	1,900.80	1,938.40	1,976.80						
	21.83	22.48	23.18	23.76	24.23	24.71						
FIRE RANGER 4	48,376	50,233	51,757	53,071	54,157	55,221						
FR4	1,854.40	1,925.60	1,984.00	2,034.40	2,076.00	2,116.80						
	23.18	24.07	24.80	25.43	25.95	26.46						
FOOD SERVICES SPVR	52,320	54,073	55,868	57,997	60,021	62,296	63,861	65,134	66,449			
CK5	2,005.60	2,072.80	2,141.60	2,223.20	2,300.80	2,388.00	2,448.00	2,496.80	2,547.20			
	25.07	25.91	26.77	27.79	28.76	29.85	30.60	31.21	31.84			
GARAGE WORKS SPVR	65,760	68,181	70,644	73,357	76,007	77,906	79,451	81,037				
GWS	2,520.80	2,613.60	2,708.00	2,812.00	2,913.60	2,986.40	3,045.60	3,106.40				
	31.51	32.67	33.85	35.15	36.42	37.33	38.07	38.83				


 denotes 20 years


 denotes 25 years

Alternate formats available.

Effective 2025 03 22 through 2026 03 20

GARDENER 1	43,826	45,287	46,769	48,292	49,753	51,485	52,779	53,802	54,887
GR1	1,680.00	1,736.00	1,792.80	1,851.20	1,907.20	1,973.60	2,023.20	2,062.40	2,104.00
	21.00	21.70	22.41	23.14	23.84	24.67	25.29	25.78	26.30
GARDENER 2	45,287	46,769	48,292	49,753	51,485	53,259	54,595	55,701	56,807
GR2	1,736.00	1,792.80	1,851.20	1,907.20	1,973.60	2,041.60	2,092.80	2,135.20	2,177.60
	21.70	22.41	23.14	23.84	24.67	25.52	26.16	26.69	27.22
GARDENER 3	48,292	49,753	51,485	53,259	55,117	56,995	58,435	59,583	60,772
GR3	1,851.20	1,907.20	1,973.60	2,041.60	2,112.80	2,184.80	2,240.00	2,284.00	2,329.60
	23.14	23.84	24.67	25.52	26.41	27.31	28.00	28.55	29.12
GARDENER 4	60,021	62,296	64,508	66,887	69,579	72,021	73,816	75,277	76,779
GR4	2,300.80	2,388.00	2,472.80	2,564.00	2,667.20	2,760.80	2,829.60	2,885.60	2,943.20
	28.76	29.85	30.91	32.05	33.34	34.51	35.37	36.07	36.79
HATCHERY ASSISTANT	41,322	42,616	43,868	44,974	45,830	46,748			
HA	1,584.00	1,633.60	1,681.60	1,724.00	1,756.80	1,792.00			
	19.80	20.42	21.02	21.55	21.96	22.40			
HATCHERY HELPER	40,070	41,322	42,365	43,179	44,035				
HH	1,536.00	1,584.00	1,624.00	1,655.20	1,688.00				
	19.20	19.80	20.30	20.69	21.10				
HIGHWYS EQUIP PAINT	45,287	46,769	48,292	49,753	51,485	53,259	54,595	55,701	56,807
HEP	1,736.00	1,792.80	1,851.20	1,907.20	1,973.60	2,041.60	2,092.80	2,135.20	2,177.60
	21.70	22.41	23.14	23.84	24.67	25.52	26.16	26.69	27.22
LABOURER/MAINT WRKR 1	41,134	42,449	44,077	45,162	46,059	46,998			
LAB/MW1	1,576.80	1,627.20	1,689.60	1,731.20	1,765.60	1,801.60			
	19.71	20.34	21.12	21.64	22.07	22.52			
MACHINIST	63,026	65,155	67,409	69,934	72,084	74,129	76,007	77,468	79,012
MC	2,416.00	2,497.60	2,584.00	2,680.80	2,763.20	2,841.60	2,913.60	2,969.60	3,028.80
	30.20	31.22	32.30	33.51	34.54	35.52	36.42	37.12	37.86


 denotes 20 years


 denotes 25 years

Alternate formats available.

Effective 2025 03 22 through 2026 03 20

MACHINIST SRT	65,155	67,409	69,934	72,459	74,713	76,925	78,845	80,369	81,976
SMC	2,497.60	2,584.00	2,680.80	2,777.60	2,864.00	2,948.80	3,022.40	3,080.80	3,142.40
	31.22	32.30	33.51	34.72	35.80	36.86	37.78	38.51	39.28
MAINT ASSISTANT	46,811	48,271	49,816	51,423	53,155	55,033	56,390	57,517	58,685
MAN	1,794.40	1,850.40	1,909.60	1,971.20	2,037.60	2,109.60	2,161.60	2,204.80	2,249.60
	22.43	23.13	23.87	24.64	25.47	26.37	27.02	27.56	28.12
MAINT TRADES 1 SRT	58,664	60,856	62,859	65,030	67,033	68,724	70,080	71,478	
SM1	2,248.80	2,332.80	2,409.60	2,492.80	2,569.60	2,634.40	2,686.40	2,740.00	
	28.11	29.16	30.12	31.16	32.12	32.93	33.58	34.25	
MAINT TRADES 2 SRT	62,859	65,030	67,409	69,892	72,063	73,858	75,318	76,821	
SM2	2,409.60	2,492.80	2,584.00	2,679.20	2,762.40	2,831.20	2,887.20	2,944.80	
	30.12	31.16	32.30	33.49	34.53	35.39	36.09	36.81	
MAINT TRADES 3 SRT	69,892	72,459	75,339	77,948	80,369	82,685	84,772	86,504	88,216
SM3	2,679.20	2,777.60	2,888.00	2,988.00	3,080.80	3,169.60	3,249.60	3,316.00	3,381.60
	33.49	34.72	36.10	37.35	38.51	39.62	40.62	41.45	42.27
MAINT TRADESPERSN 1	56,744	58,664	60,856	62,859	64,779	66,407	67,680	69,037	
MM1	2,175.20	2,248.80	2,332.80	2,409.60	2,483.20	2,545.60	2,594.40	2,646.40	
	27.19	28.11	29.16	30.12	31.04	31.82	32.43	33.08	
MAINT TRADESPERSN 2	60,856	62,859	65,030	67,409	69,579	71,332	72,626	74,087	
MM2	2,332.80	2,409.60	2,492.80	2,584.00	2,667.20	2,734.40	2,784.00	2,840.00	
	29.16	30.12	31.16	32.30	33.34	34.18	34.80	35.50	
MAINT TRADESPERSN 3	68,786	71,249	73,941	76,863	79,117	81,496	83,541	85,211	86,901
MM3	2,636.80	2,731.20	2,834.40	2,946.40	3,032.80	3,124.00	3,202.40	3,266.40	3,331.20
	32.96	34.14	35.43	36.83	37.91	39.05	40.03	40.83	41.64
MECH EQ MECH 2 SRT	65,155	67,409	69,934	72,459	74,713	76,925	78,845	80,369	81,976
M2S	2,497.60	2,584.00	2,680.80	2,777.60	2,864.00	2,948.80	3,022.40	3,080.80	3,142.40
	31.22	32.30	33.51	34.72	35.80	36.86	37.78	38.51	39.28


 denotes 20 years

 denotes 25 years

Alternate formats available.

Effective 2025 03 22 through 2026 03 20

MECH EQUIP MECH 1	54,950	56,744	58,727	60,710	62,504	64,341	65,948	67,221	68,578
ME1	2,106.40	2,175.20	2,251.20	2,327.20	2,396.00	2,466.40	2,528.00	2,576.80	2,628.80
	26.33	27.19	28.14	29.09	29.95	30.83	31.60	32.21	32.86
MECH EQUIP MECH 2	63,026	65,155	67,409	69,934	72,084	74,129	76,007	77,468	79,012
ME2	2,416.00	2,497.60	2,584.00	2,680.80	2,763.20	2,841.60	2,913.60	2,969.60	3,028.80
	30.20	31.22	32.30	33.51	34.54	35.52	36.42	37.12	37.86
MECH SUPERVISOR	65,593	67,889	70,393	73,023	75,819	78,658	80,619	82,205	83,833
MSR	2,514.40	2,602.40	2,698.40	2,799.20	2,906.40	3,015.20	3,090.40	3,151.20	3,213.60
	31.43	32.53	33.73	34.99	36.33	37.69	38.63	39.39	40.17
MECHANIC 1	50,901	52,487	54,198	56,139	57,997	59,457	60,668	61,857	
MH1	1,951.20	2,012.00	2,077.60	2,152.00	2,223.20	2,279.20	2,325.60	2,371.20	
	24.39	25.15	25.97	26.90	27.79	28.49	29.07	29.64	
MECHANIC 2	53,301	55,158	57,037	59,165	61,085	62,609	63,882	65,155	
MH2	2,043.20	2,114.40	2,186.40	2,268.00	2,341.60	2,400.00	2,448.80	2,497.60	
	25.54	26.43	27.33	28.35	29.27	30.00	30.61	31.22	
MOBILE SUPPORT SPVR	45,955	47,416	48,897	50,671	52,320	54,073	55,430	56,557	57,704
MPS	1,761.60	1,817.60	1,874.40	1,942.40	2,005.60	2,072.80	2,124.80	2,168.00	2,212.00
	22.02	22.72	23.43	24.28	25.07	25.91	26.56	27.10	27.65
OPERATOR 1/MAINT WRKR 2	44,515	45,537	46,664	47,541	48,501				
OR1/MW2	1,706.40	1,745.60	1,788.80	1,822.40	1,859.20				
	21.33	21.82	22.36	22.78	23.24				
OPERATOR 2/MAINT WRKR 2	46,957	47,979	49,169	50,024	51,026				
OR2/MW2	1,800.00	1,839.20	1,884.80	1,917.60	1,956.00				
	22.50	22.99	23.56	23.97	24.45				
OPERATOR 3/MAINT WRKR 3	50,317	51,297	52,550	53,635	54,699				
OR3/MW3	1,928.80	1,966.40	2,014.40	2,056.00	2,096.80				
	24.11	24.58	25.18	25.70	26.21				


 denotes 20 years

 denotes 25 years

Alternate formats available.

Effective 2025 03 22 through 2026 03 20

OPERATOR 4/MAINT WRKR 3 OR4/MW3	52,153 1,999.20 24.99	53,176 2,038.40 25.48	54,511 2,089.60 26.12	55,576 2,130.40 26.63	56,682 2,172.80 27.16				
OPERATOR 5 OR5	54,157 2,076.00 25.95	55,284 2,119.20 26.49	56,682 2,172.80 27.16	57,788 2,215.20 27.69	58,936 2,259.20 28.24				
PARK ATTENDANT 1 KA1	35,791 1,372.00 17.15	36,772 1,409.60 17.62	37,983 1,456.00 18.20	38,838 1,488.80 18.61	40,111 1,537.60 19.22	41,092 1,575.20 19.69	41,948 1,608.00 20.10	42,783 1,640.00 20.50	
PARK ATTENDANT 2 KA2	37,983 1,456.00 18.20	38,838 1,488.80 18.61	40,111 1,537.60 19.22	41,322 1,584.00 19.80	42,553 1,631.20 20.39	43,617 1,672.00 20.90	44,494 1,705.60 21.32	45,371 1,739.20 21.74	
PARK ATTENDANT 3 KA3	41,322 1,584.00 19.80	42,553 1,631.20 20.39	43,889 1,682.40 21.03	45,350 1,738.40 21.73	46,706 1,790.40 22.38	47,896 1,836.00 22.95	48,877 1,873.60 23.42	49,857 1,911.20 23.89	
PARK ATTENDANT 4 KA4	43,889 1,682.40 21.03	45,350 1,738.40 21.73	46,706 1,790.40 22.38	48,480 1,858.40 23.23	50,024 1,917.60 23.97	51,297 1,966.40 24.58	52,320 2,005.60 25.07	53,364 2,045.60 25.57	
PARK WORKS SPVR 1 PK1	46,790 1,793.60 22.42	48,334 1,852.80 23.16	49,857 1,911.20 23.89	51,485 1,973.60 24.67	53,217 2,040.00 25.50	55,075 2,111.20 26.39	56,431 2,163.20 27.04	57,558 2,206.40 27.58	58,727 2,251.20 28.14
PARK WORKS SPVR 2 PK2	48,334 1,852.80 23.16	49,857 1,911.20 23.89	51,485 1,973.60 24.67	53,217 2,040.00 25.50	55,075 2,111.20 26.39	56,932 2,182.40 27.28	58,351 2,236.80 27.96	59,541 2,282.40 28.53	60,731 2,328.00 29.10
PARK WORKS SPVR 3 PK3	51,360 1,968.80 24.61	53,030 2,032.80 25.41	54,783 2,100.00 26.25	56,724 2,174.40 27.18	58,644 2,248.00 28.10	60,772 2,329.60 29.12	62,296 2,388.00 29.85	63,506 2,434.40 30.43	64,758 2,482.40 31.03



 denotes 20 years

 denotes 25 years

Alternate formats available.

Effective 2025 03 22 through 2026 03 20



POWER ENG 1ST CL PL O1E	83,437 3,198.40 39.98	86,296 3,308.00 41.35	89,531 3,432.00 42.90	93,078 3,568.00 44.60	95,771 3,671.20 45.89	98,150 3,762.40 47.03	100,174 3,840.00 48.00	102,178 3,916.80 48.96	
POWER ENG 2ND CL PL O2E	73,962 2,835.20 35.44	76,717 2,940.80 36.76	79,451 3,045.60 38.07	82,435 3,160.00 39.50	84,480 3,238.40 40.48	86,171 3,303.20 41.29	87,903 3,369.60 42.12		
POWER ENG 3RD CL PL O3E	63,924 2,450.40 30.63	66,136 2,535.20 31.69	68,369 2,620.80 32.76	70,957 2,720.00 34.00	72,751 2,788.80 34.86	74,191 2,844.00 35.55	75,673 2,900.80 36.26		
POWER ENG 5TH CL O5E	50,630 1,940.80 24.26	52,299 2,004.80 25.06	53,844 2,064.00 25.80	55,701 2,135.20 26.69	57,099 2,188.80 27.36	58,247 2,232.80 27.91	59,416 2,277.60 28.47		
PROJECT WORKS SPVR PWS	53,781 2,061.60 25.77	55,743 2,136.80 26.71	57,892 2,219.20 27.74	59,729 2,289.60 28.62	61,231 2,347.20 29.34	62,484 2,395.20 29.94	63,736 2,443.20 30.54		
RADIO TECHNICIAN 1 RT1	48,897 1,874.40 23.43	50,671 1,942.40 24.28	52,320 2,005.60 25.07	54,073 2,072.80 25.91	55,868 2,141.60 26.77	57,997 2,223.20 27.79	59,457 2,279.20 28.49	60,668 2,325.60 29.07	61,857 2,371.20 29.64
RADIO TECHNICIAN 2 RT2	55,117 2,112.80 26.41	56,995 2,184.80 27.31	58,894 2,257.60 28.22	61,169 2,344.80 29.31	63,339 2,428.00 30.35	65,739 2,520.00 31.50	67,367 2,582.40 32.28	68,703 2,633.60 32.92	70,080 2,686.40 33.58
RADIO TECHNICIAN 3 RT3	57,997 2,223.20 27.79	60,021 2,300.80 28.76	62,296 2,388.00 29.85	64,508 2,472.80 30.91	66,887 2,564.00 32.05	69,579 2,667.20 33.34	71,332 2,734.40 34.18	72,626 2,784.00 34.80	74,087 2,840.00 35.50
SECURITY OFFICER 1 BG	43,221 1,656.80 20.71	44,494 1,705.60 21.32	45,871 1,758.40 21.98	47,332 1,814.40 22.68	48,856 1,872.80 23.41	50,337 1,929.60 24.12	51,590 1,977.60 24.72	52,612 2,016.80 25.21	53,677 2,057.60 25.72

 denotes 20 years
 denotes 25 years

Alternate formats available.

Effective 2025 03 22 through 2026 03 20



SECURITY OFFICER 2 HGG	46,372 1,777.60 22.22	47,833 1,833.60 22.92	49,377 1,892.80 23.66	50,943 1,952.80 24.41	52,571 2,015.20 25.19	54,324 2,082.40 26.03	55,659 2,133.60 26.67	56,765 2,176.00 27.20	57,913 2,220.00 27.75
SERVICE WORKER 1 SK1	38,859 1,489.60 18.62	39,924 1,530.40 19.13	41,030 1,572.80 19.66	42,157 1,616.00 20.20	43,304 1,660.00 20.75	44,390 1,701.60 21.27	45,224 1,733.60 21.67	46,122 1,768.00 22.10	
SERVICE WORKER 2 SK2	44,974 1,724.00 21.55	46,184 1,770.40 22.13	47,374 1,816.00 22.70	48,772 1,869.60 23.37	50,108 1,920.80 24.01	51,464 1,972.80 24.66	52,758 2,022.40 25.28	53,781 2,061.60 25.77	54,866 2,103.20 26.29
SERVICE WORKER 3 SK3	47,103 1,805.60 22.57	48,230 1,848.80 23.11	49,837 1,910.40 23.88	51,339 1,968.00 24.60	52,925 2,028.80 25.36	54,511 2,089.60 26.12	55,889 2,142.40 26.78	57,016 2,185.60 27.32	58,143 2,228.80 27.86
SERVICE WORKER 4 SK4	49,148 1,884.00 23.55	50,630 1,940.80 24.26	52,278 2,004.00 25.05	53,885 2,065.60 25.82	55,743 2,136.80 26.71	57,663 2,210.40 27.63	59,124 2,266.40 28.33	60,251 2,309.60 28.87	61,461 2,356.00 29.45
SIGNALS TECH 1 SG1	72,084 2,763.20 34.54	74,630 2,860.80 35.76	77,384 2,966.40 37.08	80,494 3,085.60 38.57	82,518 3,163.20 39.54	84,167 3,226.40 40.33	85,858 3,291.20 41.14		
SIGNALS TECH 2 SG2	74,630 2,860.80 35.76	77,384 2,966.40 37.08	80,494 3,085.60 38.57	83,332 3,194.40 39.93	85,398 3,273.60 40.92	87,110 3,339.20 41.74	88,842 3,405.60 42.57		
SPVRING MECHANIC SVM	55,868 2,141.60 26.77	57,997 2,223.20 27.79	60,021 2,300.80 28.76	62,296 2,388.00 29.85	63,861 2,448.00 30.60	65,134 2,496.80 31.21	66,449 2,547.20 31.84		
TRADES HELPER TRH	42,929 1,645.60 20.57	44,348 1,700.00 21.25	45,809 1,756.00 21.95	47,228 1,810.40 22.63	48,731 1,868.00 23.35	50,337 1,929.60 24.12	51,590 1,977.60 24.72	52,571 2,015.20 25.19	53,635 2,056.00 25.70

 denotes 20 years
 denotes 25 years

Alternate formats available.

Effective 2025 03 22 through 2026 03 20

TRADES HELPER LH	44,348	45,809	47,228	48,731	50,337	52,174	53,489	54,532	55,638
TRL	1,700.00	1,756.00	1,810.40	1,868.00	1,929.60	2,000.00	2,050.40	2,090.40	2,132.80
	21.25	21.95	22.63	23.35	24.12	25.00	25.63	26.13	26.66
WELDER	63,026	65,155	67,409	69,934	72,084	74,129	76,007	77,468	79,012
WL	2,416.00	2,497.60	2,584.00	2,680.80	2,763.20	2,841.60	2,913.60	2,969.60	3,028.80
	30.20	31.22	32.30	33.51	34.54	35.52	36.42	37.12	37.86
WELDER SRT	62,233	64,424	66,783	69,245	71,332	73,461	75,298	76,800	78,324
SWL	2,385.60	2,469.60	2,560.00	2,654.40	2,734.40	2,816.00	2,886.40	2,944.00	3,002.40
	29.82	30.87	32.00	33.18	34.18	35.20	36.08	36.80	37.53
WORKS SPVR	55,325	57,308	59,604	61,837	63,381	64,633	65,927		
WKS	2,120.80	2,196.80	2,284.80	2,370.40	2,429.60	2,477.60	2,527.20		
	26.51	27.46	28.56	29.63	30.37	30.97	31.59		
WORKS SUPT 1	53,259	55,117	56,995	58,894	61,169	63,339	64,946	66,219	67,555
WT1	2,041.60	2,112.80	2,184.80	2,257.60	2,344.80	2,428.00	2,489.60	2,538.40	2,589.60
	25.52	26.41	27.31	28.22	29.31	30.35	31.12	31.73	32.37
WORKS SUPT 2	56,995	58,894	61,169	63,339	65,739	68,181	69,892	71,353	72,772
WT2	2,184.80	2,257.60	2,344.80	2,428.00	2,520.00	2,613.60	2,679.20	2,735.20	2,789.60
	27.31	28.22	29.31	30.35	31.50	32.67	33.49	34.19	34.87
WR SUPERVISOR	57,913	59,875	61,920	64,278	66,532	68,181	69,558	70,957	
WRS	2,220.00	2,295.20	2,373.60	2,464.00	2,550.40	2,613.60	2,666.40	2,720.00	
	27.75	28.69	29.67	30.80	31.88	32.67	33.33	34.00	

 denotes 20 years
 denotes 25 years