

SOCIAL SCIENCES COMPONENT YEAR 4 SALARY SCHEDULE

Effective 2026 03 21 through 2027 03 19

AGENCY REL COORD 1	79,889	82,915	86,168	89,516	92,958	96,892	100,939	103,455	105,592	107,691
AD1	3,062.40	3,178.40	3,303.10	3,431.43	3,563.38	3,714.18	3,869.33	3,965.75	4,047.68	4,128.15
	42.24	43.84	45.56	47.33	49.15	51.23	53.37	54.70	55.83	56.94
AGENCY REL COORD 2	86,168	89,516	92,958	96,892	100,939	105,195	109,734	112,476	114,689	116,977
AD2	3,303.10	3,431.43	3,563.38	3,714.18	3,869.33	4,032.45	4,206.45	4,311.58	4,396.40	4,484.13
	45.56	47.33	49.15	51.23	53.37	55.62	58.02	59.47	60.64	61.85
CH PHOTOGRAPHER	60,749	63,000	65,326	67,690	70,300	72,834	74,669	76,182	77,714	
CPO	2,328.70	2,414.98	2,504.15	2,594.78	2,694.83	2,791.98	2,862.30	2,920.30	2,979.03	
	32.12	33.31	34.54	35.79	37.17	38.51	39.48	40.28	41.09	
SPIRITUAL CARE PROVIDER	70,149	73,156	75,898	78,735	81,724	85,014	88,286	90,480	92,315	94,168
CHN	2,689.03	2,804.30	2,909.43	3,018.18	3,132.73	3,258.88	3,384.30	3,468.40	3,538.73	3,609.78
	37.09	38.68	40.13	41.63	43.21	44.95	46.68	47.84	48.81	49.79
COMM CORR WORKER	55,430	57,391	59,374	61,461	63,569	65,823	67,451	68,786	70,164	
CWC	2,124.80	2,200.00	2,276.00	2,356.00	2,436.80	2,523.20	2,585.60	2,636.80	2,689.60	
	26.56	27.50	28.45	29.45	30.46	31.54	32.32	32.96	33.62	
CON VISUAL/HEAR ED 1	70,716	73,421	76,182	79,038	81,837	85,109	87,208	89,005	90,802	
VH1	2,710.78	2,814.45	2,920.30	3,029.78	3,137.08	3,262.50	3,342.98	3,411.85	3,480.73	
	37.39	38.82	40.28	41.79	43.27	45.00	46.11	47.06	48.01	
CON VISUAL/HEAR ED 2	80,475	83,426	86,433	89,648	93,241	96,854	100,542	103,057	105,062	107,161
VH2	3,084.88	3,197.98	3,313.25	3,436.50	3,574.25	3,712.73	3,854.10	3,950.53	4,027.38	4,107.85
	42.55	44.11	45.70	47.40	49.30	51.21	53.16	54.49	55.55	56.66
CON VISUAL/HEAR ED 3	83,501	87,019	90,404	93,714	97,270	101,166	105,081	107,710	109,866	112,098
VH3	3,200.88	3,335.73	3,465.50	3,592.38	3,728.68	3,878.03	4,028.10	4,128.88	4,211.53	4,297.08
	44.15	46.01	47.80	49.55	51.43	53.49	55.56	56.95	58.09	59.27


denotes 20 years


denotes 25 years

Alternate formats available.

Effective 2026 03 21 through 2027 03 19

CORRESP TEACHER 4 DC4	61,770 2,367.85 32.66	64,097 2,457.03 33.89	66,574 2,552.00 35.20	68,976 2,644.08 36.47	71,473 2,739.78 37.79	74,310 2,848.53 39.29	76,182 2,920.30 40.28	77,695 2,978.30 41.08	79,227 3,037.03 41.89				
ECO DEV CONSULTANT 1 IC1	60,900 2,334.50 32.20	63,113 2,419.33 33.37	65,288 2,502.70 34.52	67,671 2,594.05 35.78	70,149 2,689.03 37.09	72,683 2,786.18 38.43	75,369 2,889.13 39.85	77,222 2,960.18 40.83	78,792 3,020.35 41.66	80,381 3,081.25 42.50			
ECO DEV CONSULTANT 2 IC2	77,090 2,955.10 40.76	79,889 3,062.40 42.24	82,915 3,178.40 43.84	86,168 3,303.10 45.56	89,516 3,431.43 47.33	92,958 3,563.38 49.15	96,892 3,714.18 51.23	99,331 3,807.70 52.52	101,261 3,881.65 53.54	103,284 3,959.23 54.61			
ECO DEV CONSULTANT 3 IC3	82,915 3,178.40 43.84	86,168 3,303.10 45.56	89,516 3,431.43 47.33	92,958 3,563.38 49.15	96,892 3,714.18 51.23	100,939 3,869.33 53.37	105,195 4,032.45 55.62	107,842 4,133.95 57.02	109,980 4,215.88 58.15	112,211 4,301.43 59.33			
ECO DEV CONSULTANT 4 IC4	89,516 3,431.43 47.33	92,958 3,563.38 49.15	96,892 3,714.18 51.23	100,939 3,869.33 53.37	105,195 4,032.45 55.62	109,734 4,206.45 58.02	114,538 4,390.60 60.56	119,474 4,579.83 63.17	122,462 4,694.38 64.75	124,940 4,789.35 66.06	127,455 4,885.78 67.39		
ECON RES ANALYST 1 ER1	53,959 2,068.43 28.53	55,813 2,139.48 29.51	57,685 2,211.25 30.50	59,727 2,289.55 31.58	61,770 2,367.85 32.66	64,097 2,457.03 33.89	66,574 2,552.00 35.20	68,976 2,644.08 36.47	71,473 2,739.78 37.79	74,310 2,848.53 39.29	76,182 2,920.30 40.28	77,695 2,978.30 41.08	79,227 3,037.03 41.89
ECON RES ANALYST 2 ER2	70,149 2,689.03 37.09	73,156 2,804.30 38.68	75,898 2,909.43 40.13	78,735 3,018.18 41.63	81,724 3,132.73 43.21	85,014 3,258.88 44.95	88,286 3,384.30 46.68	90,480 3,468.40 47.84	92,315 3,538.73 48.81	94,168 3,609.78 49.79			
ECON RES ANALYST 3 ER3	77,090 2,955.10 40.76	79,889 3,062.40 42.24	82,915 3,178.40 43.84	86,168 3,303.10 45.56	89,516 3,431.43 47.33	92,958 3,563.38 49.15	96,892 3,714.18 51.23	99,331 3,807.70 52.52	101,261 3,881.65 53.54	103,284 3,959.23 54.61			
ECON RES ANALYST 4 ER4	89,516 3,431.43 47.33	92,958 3,563.38 49.15	96,892 3,714.18 51.23	100,939 3,869.33 53.37	105,195 4,032.45 55.62	109,734 4,206.45 58.02	112,476 4,311.58 59.47	114,689 4,396.40 60.64	116,977 4,484.13 61.85				
EDUCATION CONSULTANT EDC	70,149 2,689.03 37.09	73,156 2,804.30 38.68	75,898 2,909.43 40.13	78,735 3,018.18 41.63	81,724 3,132.73 43.21	85,014 3,258.88 44.95	88,286 3,384.30 46.68	90,480 3,468.40 47.84	92,315 3,538.73 48.81	94,168 3,609.78 49.79			


 denotes 20 years


 denotes 25 years

Alternate formats available.

Effective 2026 03 21 through 2027 03 19

EDUCATIONAL ASST 1 LS1	46,659 1,788.58 24.67	48,115 1,844.40 25.44	49,741 1,906.75 26.30	51,368 1,969.10 27.16	53,070 2,034.35 28.06	54,753 2,098.88 28.95	56,115 2,151.08 29.67	57,269 2,195.30 30.28	58,404 2,238.80 30.88			
EDUCATIONAL ASST 2 LS2	52,068 1,995.93 27.53	53,959 2,068.43 28.53	55,813 2,139.48 29.51	57,685 2,211.25 30.50	59,727 2,289.55 31.58	61,770 2,367.85 32.66	63,340 2,428.03 33.49	64,588 2,475.88 34.15	65,855 2,524.45 34.82			
EDUCATIONAL ASST 3 LS3	54,753 2,098.88 28.95	56,720 2,174.28 29.99	58,687 2,249.68 31.03	60,749 2,328.70 32.12	63,000 2,414.98 33.31	65,326 2,504.15 34.54	66,934 2,565.78 35.39	68,314 2,618.70 36.12	69,676 2,670.90 36.84			
FIELD WORKER 1 NA FW1	48,115 1,844.40 25.44	49,741 1,906.75 26.30	51,368 1,969.10 27.16	53,070 2,034.35 28.06	54,753 2,098.88 28.95	56,720 2,174.28 29.99	58,158 2,229.38 30.75	59,274 2,272.15 31.34	60,446 2,317.10 31.96			
FIELD WORKER 2 NA FW2	53,959 2,068.43 28.53	55,813 2,139.48 29.51	57,685 2,211.25 30.50	59,727 2,289.55 31.58	61,770 2,367.85 32.66	64,097 2,457.03 33.89	66,574 2,552.00 35.20	68,220 2,615.08 36.07	69,524 2,665.10 36.76	70,905 2,718.03 37.49		
FIELD WORKER 3 NA FW3	60,900 2,334.50 32.20	63,113 2,419.33 33.37	65,288 2,502.70 34.52	67,671 2,594.05 35.78	70,149 2,689.03 37.09	72,683 2,786.18 38.43	75,369 2,889.13 39.85	78,395 3,005.13 41.45	80,343 3,079.80 42.48	81,913 3,139.98 43.31	83,577 3,203.78 44.19	
FIELD WORKER 4 NA FW4	67,671 2,594.05 35.78	70,149 2,689.03 37.09	73,156 2,804.30 38.68	75,728 2,902.90 40.04	78,735 3,018.18 41.63	81,724 3,132.73 43.21	85,014 3,258.88 44.95	88,286 3,384.30 46.68	91,861 3,521.33 48.57	94,168 3,609.78 49.79	96,078 3,683.00 50.80	98,008 3,756.95 51.82
GUIDANCE OFF GOF	75,841 2,907.25 40.10	79,076 3,031.23 41.81	82,045 3,145.05 43.38	85,147 3,263.95 45.02	88,381 3,387.93 46.73	91,937 3,524.23 48.61	95,473 3,659.80 50.48	97,875 3,751.88 51.75	99,785 3,825.10 52.76	101,771 3,901.23 53.81		
HERITAGE RES OFF 1 HR1	57,477 2,203.28 30.39	59,387 2,276.50 31.40	61,543 2,359.15 32.54	63,624 2,438.90 33.64	65,212 2,499.80 34.48	66,593 2,552.73 35.21	67,917 2,603.48 35.91					
HERITAGE RES OFF 2 HR2	59,387 2,276.50 31.40	61,543 2,359.15 32.54	63,624 2,438.90 33.64	66,026 2,530.98 34.91	68,541 2,627.40 36.24	71,057 2,723.83 37.57	73,591 2,820.98 38.91	76,541 2,934.08 40.47	78,470 3,008.03 41.49	80,021 3,067.48 42.31	81,629 3,129.10 43.16	

 denotes 20 years

 denotes 25 years

Alternate formats available.

Effective 2026 03 21 through 2027 03 19

HERITAGE RES OFF 3	75,312	78,206	81,099	84,163	87,587	90,934	93,204	95,095	97,005				
HR3	2,886.95	2,997.88	3,108.80	3,226.25	3,357.48	3,485.80	3,572.80	3,645.30	3,718.53				
	39.82	41.35	42.88	44.50	46.31	48.08	49.28	50.28	51.29				
HERITAGE RES OFF 4	82,291	85,374	88,721	92,220	95,738	99,804	102,301	104,306	106,386				
HR4	3,154.48	3,272.65	3,400.98	3,535.10	3,669.95	3,825.83	3,921.53	3,998.38	4,078.13				
	43.51	45.14	46.91	48.76	50.62	52.77	54.09	55.15	56.25				
HERITAGE RES OFF 5	88,721	92,220	95,738	99,804	103,965	108,410	111,095	113,271	115,559				
HR5	3,400.98	3,535.10	3,669.95	3,825.83	3,985.33	4,155.70	4,258.65	4,342.03	4,429.75				
	46.91	48.76	50.62	52.77	54.97	57.32	58.74	59.89	61.10				
HLTH SOC DEV SPEC 1	50,460	52,068	53,959	55,813	57,685	59,727	61,222	62,432	63,680				
HS1	1,934.30	1,995.93	2,068.43	2,139.48	2,211.25	2,289.55	2,346.83	2,393.23	2,441.08				
	26.68	27.53	28.53	29.51	30.50	31.58	32.37	33.01	33.67				
HLTH SOC DEV SPEC 2	53,959	55,813	57,685	59,727	61,770	64,097	65,704	66,990	68,333				
HS2	2,068.43	2,139.48	2,211.25	2,289.55	2,367.85	2,457.03	2,518.65	2,567.95	2,619.43				
	28.53	29.51	30.50	31.58	32.66	33.89	34.74	35.42	36.13				
HLTH SOC DEV SPEC 3	57,685	59,727	61,770	64,097	66,574	68,976	71,473	74,310	76,182	77,695	79,227		
HS3	2,211.25	2,289.55	2,367.85	2,457.03	2,552.00	2,644.08	2,739.78	2,848.53	2,920.30	2,978.30	3,037.03		
	30.50	31.58	32.66	33.89	35.20	36.47	37.79	39.29	40.28	41.08	41.89		
HLTH SOC DEV SPEC 4	60,900	63,113	65,288	67,671	70,149	72,683	75,369	78,395	81,440	84,504	86,622	88,381	90,159
HS4	2,334.50	2,419.33	2,502.70	2,594.05	2,689.03	2,786.18	2,889.13	3,005.13	3,121.85	3,239.30	3,320.50	3,387.93	3,456.08
	32.20	33.37	34.52	35.78	37.09	38.43	39.85	41.45	43.06	44.68	45.80	46.73	47.67
HLTH SOC DEV SPEC 5	67,671	70,149	73,156	75,728	78,735	81,724	85,014	88,286	91,861	94,168	96,078	98,008	
HS5	2,594.05	2,689.03	2,804.30	2,902.90	3,018.18	3,132.73	3,258.88	3,384.30	3,521.33	3,609.78	3,683.00	3,756.95	
	35.78	37.09	38.68	40.04	41.63	43.21	44.95	46.68	48.57	49.79	50.80	51.82	
HLTH SOC DEV SPEC 6	82,915	86,168	89,516	92,958	96,892	100,939	103,455	105,592	107,691				
HS6	3,178.40	3,303.10	3,431.43	3,563.38	3,714.18	3,869.33	3,965.75	4,047.68	4,128.15				
	43.84	45.56	47.33	49.15	51.23	53.37	54.70	55.83	56.94				
HOME ADVISOR 1	45,864	47,321	48,834	50,460	52,068	53,959	55,302	56,323	57,439				
HV1	1,758.13	1,813.95	1,871.95	1,934.30	1,995.93	2,068.43	2,119.90	2,159.05	2,201.83				
	24.25	25.02	25.82	26.68	27.53	28.53	29.24	29.78	30.37				


denotes 20 years


denotes 25 years

Alternate formats available.

Effective 2026 03 21 through 2027 03 19

HOME ADVISOR 2 HV2	50,195 1,924.15 26.54	51,746 1,983.60 27.36	53,354 2,045.23 28.21	54,980 2,107.58 29.07	56,891 2,180.80 30.08	58,650 2,248.23 31.01	60,125 2,304.78 31.79	61,297 2,349.73 32.41	62,508 2,396.13 33.05				
ILLUSTRATOR 1 IL1	46,659 1,788.58 24.67	48,115 1,844.40 25.44	49,741 1,906.75 26.30	51,368 1,969.10 27.16	53,070 2,034.35 28.06	54,753 2,098.88 28.95	56,115 2,151.08 29.67	57,269 2,195.30 30.28	58,404 2,238.80 30.88				
ILLUSTRATOR 2 IL2	54,753 2,098.88 28.95	56,720 2,174.28 29.99	58,687 2,249.68 31.03	60,749 2,328.70 32.12	63,000 2,414.98 33.31	65,326 2,504.15 34.54	66,934 2,565.78 35.39	68,314 2,618.70 36.12	69,676 2,670.90 36.84				
ILLUSTRATOR 3 IL3	58,687 2,249.68 31.03	60,749 2,328.70 32.12	63,000 2,414.98 33.31	65,326 2,504.15 34.54	67,690 2,594.78 35.79	70,300 2,694.83 37.17	72,059 2,762.25 38.10	73,553 2,819.53 38.89	75,028 2,876.08 39.67				
INFORM WRITER 1 IW1	52,068 1,995.93 27.53	53,959 2,068.43 28.53	55,813 2,139.48 29.51	57,685 2,211.25 30.50	59,727 2,289.55 31.58	61,770 2,367.85 32.66	63,340 2,428.03 33.49	64,588 2,475.88 34.15	65,855 2,524.45 34.82				
INFORM WRITER 2 IW2	66,593 2,552.73 35.21	68,825 2,638.28 36.39	71,397 2,736.88 37.75	74,120 2,841.28 39.19	76,863 2,946.40 40.64	79,794 3,058.78 42.19	81,799 3,135.63 43.25	83,482 3,200.15 44.14	85,128 3,263.23 45.01				
JURILINGUIST JUR	89,516 3,431.43 47.33	92,958 3,563.38 49.15	96,892 3,714.18 51.23	100,939 3,869.33 53.37	105,195 4,032.45 55.62	109,734 4,206.45 58.02	114,538 4,390.60 60.56	119,474 4,579.83 63.17	122,462 4,694.38 64.75	124,940 4,789.35 66.06	127,455 4,885.78 67.39		
LANGUAGE SPEC 1 LG1	59,463 2,279.40 31.44	61,562 2,359.88 32.55	63,624 2,438.90 33.64	65,988 2,529.53 34.89	68,182 2,613.63 36.05	70,773 2,712.95 37.42	73,383 2,813.00 38.80	76,106 2,917.40 40.24	78,792 3,020.35 41.66	81,969 3,142.15 43.34	84,012 3,220.45 44.42	85,676 3,284.25 45.30	87,397 3,350.23 46.21
LANGUAGE SPEC 2 LG2	69,657 2,670.18 36.83	72,002 2,760.08 38.07	74,688 2,863.03 39.49	77,411 2,967.43 40.93	80,173 3,073.28 42.39	83,180 3,188.55 43.98	86,433 3,313.25 45.70	89,837 3,443.75 47.50	93,241 3,574.25 49.30	95,568 3,663.43 50.53	97,535 3,738.83 51.57	99,483 3,813.50 52.60	
LANGUAGE SPEC 3 LG3	81,232 3,113.88 42.95	84,674 3,245.83 44.77	87,908 3,369.80 46.48	91,180 3,495.23 48.21	94,622 3,627.18 50.03	98,443 3,773.63 52.05	102,225 3,918.63 54.05	104,797 4,017.23 55.41	106,916 4,098.43 56.53	109,053 4,180.35 57.66			


 denotes 20 years


 denotes 25 years

Alternate formats available.

Effective 2026 03 21 through 2027 03 19

LIBRARIAN 1	53,959	55,813	57,685	59,727	61,770	64,097	65,704	66,990	68,333	
LN1	2,068.43	2,139.48	2,211.25	2,289.55	2,367.85	2,457.03	2,518.65	2,567.95	2,619.43	
	28.53	29.51	30.50	31.58	32.66	33.89	34.74	35.42	36.13	
LIBRARIAN 2	59,727	61,770	64,097	66,574	68,976	71,473	74,310	76,182	77,695	79,227
LN2	2,289.55	2,367.85	2,457.03	2,552.00	2,644.08	2,739.78	2,848.53	2,920.30	2,978.30	3,037.03
	31.58	32.66	33.89	35.20	36.47	37.79	39.29	40.28	41.08	41.89
LIBRARIAN 3	66,574	68,976	71,473	74,310	77,903	81,553	83,577	85,279	86,981	
LN3	2,552.00	2,644.08	2,739.78	2,848.53	2,986.28	3,126.20	3,203.78	3,269.03	3,334.28	
	35.20	36.47	37.79	39.29	41.19	43.12	44.19	45.09	45.99	
LIBRARIAN 4	70,149	73,156	75,898	78,735	81,724	85,014	88,286	90,480	92,315	94,168
LN4	2,689.03	2,804.30	2,909.43	3,018.18	3,132.73	3,258.88	3,384.30	3,468.40	3,538.73	3,609.78
	37.09	38.68	40.13	41.63	43.21	44.95	46.68	47.84	48.81	49.79
LIBRARY TECHNICIAN 1	49,136	50,384	51,727	53,127	54,659	56,342	57,742	58,895	60,087	
LY1	1,883.55	1,931.40	1,982.88	2,036.53	2,095.25	2,159.78	2,213.43	2,257.65	2,303.33	
	25.98	26.64	27.35	28.09	28.90	29.79	30.53	31.14	31.77	
LIBRARY TECHNICIAN 2	55,680	57,099	58,650	60,276	61,884	63,643	65,231	66,612	67,936	
LY2	2,134.40	2,188.78	2,248.23	2,310.58	2,372.20	2,439.63	2,500.53	2,553.45	2,604.20	
	29.44	30.19	31.01	31.87	32.72	33.65	34.49	35.22	35.92	
LIBRARY TECHNICIAN 3	57,666	59,293	61,070	62,886	64,910	66,858	68,522	69,941	71,340	
LY3	2,210.53	2,272.88	2,341.03	2,410.63	2,488.20	2,562.88	2,626.68	2,681.05	2,734.70	
	30.49	31.35	32.29	33.25	34.32	35.35	36.23	36.98	37.72	
MEDIA SPECIALIST 1	73,156	75,898	78,735	81,724	85,014	88,286	90,480	92,315	94,168	
MS1	2,804.30	2,909.43	3,018.18	3,132.73	3,258.88	3,384.30	3,468.40	3,538.73	3,609.78	
	38.68	40.13	41.63	43.21	44.95	46.68	47.84	48.81	49.79	
MEDIA SPECIALIST 2	77,090	79,889	82,915	86,168	89,516	92,958	96,892	99,331	101,261	103,284
MS2	2,955.10	3,062.40	3,178.40	3,303.10	3,431.43	3,563.38	3,714.18	3,807.70	3,881.65	3,959.23
	40.76	42.24	43.84	45.56	47.33	49.15	51.23	52.52	53.54	54.61
MEDIA TECHNICIAN 1	47,321	48,834	50,460	52,068	53,959	55,813	57,231	58,366	59,538	
TA1	1,813.95	1,871.95	1,934.30	1,995.93	2,068.43	2,139.48	2,193.85	2,237.35	2,282.30	
	25.02	25.82	26.68	27.53	28.53	29.51	30.26	30.86	31.48	

 denotes 20 years

 denotes 25 years

Alternate formats available.

Effective 2026 03 21 through 2027 03 19

MEDIA TECHNICIAN 2 TA2	52,068 1,995.93 27.53	53,959 2,068.43 28.53	55,813 2,139.48 29.51	57,685 2,211.25 30.50	59,727 2,289.55 31.58	61,770 2,367.85 32.66	63,340 2,428.03 33.49	64,588 2,475.88 34.15	65,855 2,524.45 34.82				
MEDIA TECHNICIAN 3 TA3	56,720 2,174.28 29.99	58,687 2,249.68 31.03	60,749 2,328.70 32.12	63,000 2,414.98 33.31	65,326 2,504.15 34.54	67,690 2,594.78 35.79	69,411 2,660.75 36.70	70,867 2,716.58 37.47	72,286 2,770.95 38.22				
PLANNING PROG AN 1 PM1	53,959 2,068.43 28.53	55,813 2,139.48 29.51	57,685 2,211.25 30.50	59,727 2,289.55 31.58	61,770 2,367.85 32.66	64,097 2,457.03 33.89	66,574 2,552.00 35.20	68,976 2,644.08 36.47	71,473 2,739.78 37.79	74,310 2,848.53 39.29	76,182 2,920.30 40.28	77,695 2,978.30 41.08	79,227 3,037.03 41.89
PLANNING PROG AN 2 PM2	70,149 2,689.03 37.09	73,156 2,804.30 38.68	75,898 2,909.43 40.13	78,735 3,018.18 41.63	81,724 3,132.73 43.21	85,014 3,258.88 44.95	88,286 3,384.30 46.68	90,480 3,468.40 47.84	92,315 3,538.73 48.81	94,168 3,609.78 49.79			
PLANNING PROG AN 3 PM3	77,090 2,955.10 40.76	79,889 3,062.40 42.24	82,915 3,178.40 43.84	86,168 3,303.10 45.56	89,516 3,431.43 47.33	92,958 3,563.38 49.15	96,892 3,714.18 51.23	99,331 3,807.70 52.52	101,261 3,881.65 53.54	103,284 3,959.23 54.61			
PLANNING PROG AN 4 PM4	86,168 3,303.10 45.56	89,516 3,431.43 47.33	92,958 3,563.38 49.15	96,892 3,714.18 51.23	100,939 3,869.33 53.37	105,195 4,032.45 55.62	109,734 4,206.45 58.02	112,476 4,311.58 59.47	114,689 4,396.40 60.64	116,977 4,484.13 61.85			
PROBATION OFFICER 1 PB1	57,950 2,221.40 30.64	60,030 2,301.15 31.74	61,997 2,376.55 32.78	64,286 2,464.28 33.99	66,442 2,546.93 35.13	68,919 2,641.90 36.44	70,659 2,708.60 37.36	72,002 2,760.08 38.07	73,440 2,815.18 38.83				
PROBATION OFFICER 2 PB2	62,148 2,382.35 32.86	64,361 2,467.18 34.03	66,593 2,552.73 35.21	69,033 2,646.25 36.50	71,700 2,748.48 37.91	74,328 2,849.25 39.30	76,995 2,951.48 40.71	80,059 3,068.93 42.33	82,045 3,145.05 43.38	83,690 3,208.13 44.25	85,355 3,271.93 45.13		
PROBATION OFFICER 3 PB3	66,101 2,533.88 34.95	68,541 2,627.40 36.24	70,830 2,715.13 37.45	73,496 2,817.35 38.86	76,163 2,919.58 40.27	78,905 3,024.70 41.72	81,837 3,137.08 43.27	85,071 3,261.05 44.98	88,419 3,389.38 46.75	91,728 3,516.25 48.50	94,036 3,604.70 49.72	95,946 3,677.93 50.73	97,875 3,751.88 51.75
RECREATION CONSULT 1 RR1	50,593 1,939.38 26.75	52,068 1,995.93 27.53	53,959 2,068.43 28.53	55,813 2,139.48 29.51	57,685 2,211.25 30.50	59,727 2,289.55 31.58	61,222 2,346.83 32.37	62,432 2,393.23 33.01	63,680 2,441.08 33.67				


denotes 20 years


denotes 25 years

Alternate formats available.

Effective 2026 03 21 through 2027 03 19

RECREATION CONSULT 2 RR2	61,770 2,367.85 32.66	64,097 2,457.03 33.89	66,574 2,552.00 35.20	68,976 2,644.08 36.47	71,473 2,739.78 37.79	74,310 2,848.53 39.29	76,182 2,920.30 40.28	77,695 2,978.30 41.08	79,227 3,037.03 41.89
RECREATION CONSULT 3 RR3	70,149 2,689.03 37.09	72,683 2,786.18 38.43	75,369 2,889.13 39.85	78,395 3,005.13 41.45	81,440 3,121.85 43.06	84,504 3,239.30 44.68	86,622 3,320.50 45.80	88,381 3,387.93 46.73	90,159 3,456.08 47.67
RECREATION CONSULT 4 RR4	75,898 2,909.43 40.13	78,735 3,018.18 41.63	81,724 3,132.73 43.21	85,014 3,258.88 44.95	88,286 3,384.30 46.68	91,861 3,521.33 48.57	94,168 3,609.78 49.79	96,078 3,683.00 50.80	98,008 3,756.95 51.82
RESEARCH ASSIST 1 RH1	45,864 1,758.13 24.25	47,321 1,813.95 25.02	48,834 1,871.95 25.82	50,460 1,934.30 26.68	52,068 1,995.93 27.53	53,959 2,068.43 28.53	55,302 2,119.90 29.24	56,323 2,159.05 29.78	57,439 2,201.83 30.37
RESEARCH ASSIST 2 RH2	52,068 1,995.93 27.53	53,959 2,068.43 28.53	55,813 2,139.48 29.51	57,685 2,211.25 30.50	59,727 2,289.55 31.58	61,770 2,367.85 32.66	63,340 2,428.03 33.49	64,588 2,475.88 34.15	65,855 2,524.45 34.82
RESIDENCE COUNSELR RCR	56,285 2,157.60 29.76	57,798 2,215.60 30.56	59,387 2,276.50 31.40	61,127 2,343.20 32.32	62,829 2,408.45 33.22	64,777 2,483.13 34.25	66,404 2,545.48 35.11	67,652 2,593.33 35.77	68,995 2,644.80 36.48
RESOURCE EXT OFF 1 RX1	57,685 2,211.25 30.50	59,727 2,289.55 31.58	61,770 2,367.85 32.66	64,097 2,457.03 33.89	66,574 2,552.00 35.20	68,976 2,644.08 36.47	70,716 2,710.78 37.39	72,097 2,763.70 38.12	73,534 2,818.80 38.88
RESOURCE EXT OFF 2 RX2	65,288 2,502.70 34.52	67,671 2,594.05 35.78	70,149 2,689.03 37.09	72,683 2,786.18 38.43	75,369 2,889.13 39.85	78,395 3,005.13 41.45	80,343 3,079.80 42.48	81,913 3,139.98 43.31	83,577 3,203.78 44.19
RESOURCE EXT OFF 3 RX3	73,156 2,804.30 38.68	75,898 2,909.43 40.13	78,735 3,018.18 41.63	81,724 3,132.73 43.21	85,014 3,258.88 44.95	88,286 3,384.30 46.68	90,480 3,468.40 47.84	92,315 3,538.73 48.81	94,168 3,609.78 49.79
RESOURCE EXT OFF 4 RX4	82,915 3,178.40 43.84	86,168 3,303.10 45.56	89,516 3,431.43 47.33	92,958 3,563.38 49.15	96,892 3,714.18 51.23	100,939 3,869.33 53.37	103,455 3,965.75 54.70	105,592 4,047.68 55.83	107,691 4,128.15 56.94


 denotes 20 years


 denotes 25 years

Alternate formats available.

Effective 2026 03 21 through 2027 03 19

SOCIAL SERVICES WKR 1 SP1	52,295 2,004.63 27.65	53,808 2,062.63 28.45	55,529 2,128.60 29.36	57,231 2,193.85 30.26	59,103 2,265.63 31.25	60,995 2,338.13 32.25	62,508 2,396.13 33.05	63,813 2,446.15 33.74	65,099 2,495.45 34.42				
SOCIAL SERVICES WKR 2 SP2	54,943 2,106.13 29.05	56,928 2,182.25 30.10	58,839 2,255.48 31.11	60,919 2,335.23 32.21	63,056 2,417.15 33.34	65,364 2,505.60 34.56	66,971 2,567.23 35.41	68,352 2,620.15 36.14	69,714 2,672.35 36.86				
SOCIAL SERVICES WKR 3 SP3	60,011 2,300.43 31.73	62,205 2,384.53 32.89	64,286 2,464.28 33.99	66,688 2,556.35 35.26	69,184 2,652.05 36.58	71,794 2,752.10 37.96	74,328 2,849.25 39.30	77,260 2,961.63 40.85	79,189 3,035.58 41.87	80,778 3,096.48 42.71	82,404 3,158.83 43.57		
SOCIAL SERVICES WKR 4 SP4	66,139 2,535.33 34.97	68,579 2,628.85 36.26	70,905 2,718.03 37.49	73,496 2,817.35 38.86	76,201 2,921.03 40.29	78,943 3,026.15 41.74	81,856 3,137.80 43.28	85,147 3,263.95 45.02	88,438 3,390.10 46.76	91,747 3,516.98 48.51	94,055 3,605.43 49.73	96,003 3,680.10 50.76	97,913 3,753.33 51.77
SOCIAL SERVICES WKR 5 SP5	76,409 2,929.00 40.40	79,227 3,037.03 41.89	82,556 3,164.63 43.65	85,506 3,277.73 45.21	88,816 3,404.60 46.96	92,277 3,537.28 48.79	96,022 3,680.83 50.77	99,634 3,819.30 52.68	103,719 3,975.90 54.84	106,329 4,075.95 56.22	108,410 4,155.70 57.32	110,566 4,238.35 58.46	
SOCIAL SERVICES WKR 6 SP6	92,315 3,538.73 48.81	95,871 3,675.03 50.69	99,634 3,819.30 52.68	103,587 3,970.83 54.77	107,805 4,132.50 57.00	112,325 4,305.78 59.39	115,124 4,413.08 60.87	117,450 4,502.25 62.10	119,777 4,591.43 63.33				
SPVR INMATE TR CORR SIT	67,406 2,583.90 35.64	69,751 2,673.80 36.88	72,210 2,768.05 38.18	74,877 2,870.28 39.59	77,638 2,976.13 41.05	80,475 3,084.88 42.55	83,709 3,208.85 44.26	86,962 3,333.55 45.98	90,253 3,459.70 47.72	92,485 3,545.25 48.90	94,338 3,616.30 49.88	96,230 3,688.80 50.88	
SPVR INSTIT PR HDGY SIH	75,898 2,909.43 40.13	78,735 3,018.18 41.63	81,724 3,132.73 43.21	85,014 3,258.88 44.95	88,286 3,384.30 46.68	91,861 3,521.33 48.57	94,168 3,609.78 49.79	96,078 3,683.00 50.80	98,008 3,756.95 51.82				
SENIOR RSRCH ANALYST SER	89,516 3,431.43 47.33	92,958 3,563.38 49.15	96,892 3,714.18 51.23	100,939 3,869.33 53.37	105,195 4,032.45 55.62	109,734 4,206.45 58.02	114,538 4,390.60 60.56	119,474 4,579.83 63.17	122,462 4,694.38 64.75	124,940 4,789.35 66.06	127,455 4,885.78 67.39		
STATISTICAL ANAL 1 SS1	61,770 2,367.85 32.66	64,097 2,457.03 33.89	66,574 2,552.00 35.20	68,976 2,644.08 36.47	71,473 2,739.78 37.79	74,310 2,848.53 39.29	76,182 2,920.30 40.28	77,695 2,978.30 41.08	79,227 3,037.03 41.89				


 denotes 20 years


 denotes 25 years

Alternate formats available.

Effective 2026 03 21 through 2027 03 19

STATISTICAL ANAL 2 SS2	73,156 2,804.30 38.68	75,898 2,909.43 40.13	78,735 3,018.18 41.63	81,724 3,132.73 43.21	85,014 3,258.88 44.95	88,286 3,384.30 46.68	91,861 3,521.33 48.57	94,168 3,609.78 49.79	96,078 3,683.00 50.80	98,008 3,756.95 51.82		
STATISTICAL ANAL 3 SS3	79,889 3,062.40 42.24	82,915 3,178.40 43.84	86,168 3,303.10 45.56	89,516 3,431.43 47.33	92,958 3,563.38 49.15	96,892 3,714.18 51.23	99,331 3,807.70 52.52	101,261 3,881.65 53.54	103,284 3,959.23 54.61			
TEACHER INSTITUT 1 TN1	58,877 2,256.93 31.13	60,862 2,333.05 32.18	63,018 2,415.70 33.32	65,212 2,499.80 34.48	67,539 2,588.98 35.71	69,827 2,676.70 36.92	71,567 2,743.40 37.84	72,948 2,796.33 38.57	74,423 2,852.88 39.35			
TEACHER INSTITUT 2 TN2	66,026 2,530.98 34.91	68,314 2,618.70 36.12	70,697 2,710.05 37.38	73,213 2,806.48 38.71	75,879 2,908.70 40.12	78,754 3,018.90 41.64	81,761 3,134.18 43.23	84,693 3,246.55 44.78	87,794 3,365.45 46.42	90,007 3,450.28 47.59	91,766 3,517.70 48.52	93,601 3,588.03 49.49
TEACHER INSTITUT 3 TN3	78,868 3,023.25 41.70	81,856 3,137.80 43.28	84,825 3,251.63 44.85	87,908 3,369.80 46.48	91,123 3,493.05 48.18	94,717 3,630.80 50.08	98,254 3,766.38 51.95	100,712 3,860.63 53.25	102,717 3,937.48 54.31	104,760 4,015.78 55.39		
TEACHER OF DEAF 1 TF1	73,421 2,814.45 38.82	76,163 2,919.58 40.27	78,868 3,023.25 41.70	81,780 3,134.90 43.24	84,787 3,250.18 44.83	88,135 3,378.50 46.60	90,310 3,461.88 47.75	92,126 3,531.48 48.71	93,960 3,601.80 49.68			
TEACHER OF DEAF 2 TF2	76,163 2,919.58 40.27	78,868 3,023.25 41.70	81,780 3,134.90 43.24	84,787 3,250.18 44.83	88,135 3,378.50 46.60	91,558 3,509.73 48.41	95,019 3,642.40 50.24	97,402 3,733.75 51.50	99,369 3,809.15 52.54	101,355 3,885.28 53.59		
TEACHER OF DEAF 3 TF3	78,868 3,023.25 41.70	82,196 3,150.85 43.46	85,298 3,269.75 45.10	88,570 3,395.18 46.83	91,899 3,522.78 48.59	95,625 3,665.60 50.56	99,256 3,804.80 52.48	101,752 3,900.50 53.80	103,757 3,977.35 54.86	105,819 4,056.38 55.95		
TRANSLATOR 1 TS1	66,593 2,552.73 35.21	68,825 2,638.28 36.39	71,397 2,736.88 37.75	74,120 2,841.28 39.19	76,863 2,946.40 40.64	79,794 3,058.78 42.19	83,104 3,185.65 43.94	85,184 3,265.40 45.04	86,906 3,331.38 45.95	88,664 3,398.80 46.88		
TRANSLATOR 2 TS2	83,180 3,188.55 43.98	86,244 3,306.00 45.60	89,554 3,432.88 47.35	93,109 3,569.18 49.23	96,797 3,710.55 51.18	100,788 3,863.53 53.29	105,005 4,025.20 55.52	107,634 4,125.98 56.91	109,791 4,208.63 58.05	111,965 4,292.00 59.20		


 denotes 20 years


 denotes 25 years

Alternate formats available.

Effective 2026 03 21 through 2027 03 19

TRANSLATOR 3	86,698	89,799	93,431	97,119	100,845	105,005	109,450	112,192	114,424	116,731
TS3	3,323.40	3,442.30	3,581.50	3,722.88	3,865.70	4,025.20	4,195.58	4,300.70	4,386.25	4,474.70
	45.84	47.48	49.40	51.35	53.32	55.52	57.87	59.32	60.50	61.72

 denotes 20 years

 denotes 25 years