

Alternate formats available.

## TRADES COMPONENT YEAR 4 SALARY SCHEDULE

Effective 2026 03 21 through 2027 03 19

AIR MECHANIC	50,358	52,195	53,885	55,701	57,537	59,729	61,231	62,484	63,715
AME	1,930.40	2,000.80	2,065.60	2,135.20	2,205.60	2,289.60	2,347.20	2,395.20	2,442.40
	24.13	25.01	25.82	26.69	27.57	28.62	29.34	29.94	30.53
AIRPORT EQUIP OP 1	45,579	46,915	48,209	49,837	51,423	52,988	54,324	55,492	56,619
AQ1	1,747.20	1,798.40	1,848.00	1,910.40	1,971.20	2,031.20	2,082.40	2,127.20	2,170.40
	21.84	22.48	23.10	23.88	24.64	25.39	26.03	26.59	27.13
AIRPORT EQUIP OP 2	50,651	52,278	53,948	55,555	57,537	59,499	60,981	62,108	63,339
AQ2	1,941.60	2,004.00	2,068.00	2,129.60	2,205.60	2,280.80	2,337.60	2,380.80	2,428.00
	24.27	25.05	25.85	26.62	27.57	28.51	29.22	29.76	30.35
AIRPORT MANAGER 1	58,518	60,313	62,546	64,612	66,845	69,224	70,936	72,397	73,837
RM1	2,243.20	2,312.00	2,397.60	2,476.80	2,562.40	2,653.60	2,719.20	2,775.20	2,830.40
	28.04	28.90	29.97	30.96	32.03	33.17	33.99	34.69	35.38
AIRPORT MANAGER 2	65,656	67,972	70,351	72,981	75,736	78,491	80,431	81,976	83,624
RM2	2,516.80	2,605.60	2,696.80	2,797.60	2,903.20	3,008.80	3,083.20	3,142.40	3,205.60
	31.46	32.57	33.71	34.97	36.29	37.61	38.54	39.28	40.07
AIRPORT MANAGER 3	74,358	77,113	79,701	82,727	85,816	89,051	91,263	93,120	94,998
RM3	2,850.40	2,956.00	3,055.20	3,171.20	3,289.60	3,413.60	3,498.40	3,569.60	3,641.60
	35.63	36.95	38.19	39.64	41.12	42.67	43.73	44.62	45.52
AREA WORKS SPVR	61,440	63,485	65,677	68,139	70,560	72,334	73,774	75,256	
ARS	2,355.20	2,433.60	2,517.60	2,612.00	2,704.80	2,772.80	2,828.00	2,884.80	
	29.44	30.42	31.47	32.65	33.81	34.66	35.35	36.06	
ASST POWR ENG 1ST CL	66,741	68,932	71,520	74,087	76,654	79,388	81,350	82,978	84,647
A0E	2,558.40	2,642.40	2,741.60	2,840.00	2,938.40	3,043.20	3,118.40	3,180.80	3,244.80
	31.98	33.03	34.27	35.50	36.73	38.04	38.98	39.76	40.56

denotes 20 years


denotes 25 years

Alternate formats available.

Effective 2026 03 21 through 2027 03 19

ASST POWR ENG 2ND CL	59,750	61,795	63,965	66,198	68,494	70,894	72,647	74,108	75,611		
A2E	2,290.40	2,368.80	2,452.00	2,537.60	2,625.60	2,717.60	2,784.80	2,840.80	2,898.40		
	28.63	29.61	30.65	31.72	32.82	33.97	34.81	35.51	36.23		
ASST WORKS SPVR	54,428	56,431	58,143	60,772	62,713	64,278	65,447	66,741			
AWS	2,086.40	2,163.20	2,228.80	2,329.60	2,404.00	2,464.00	2,508.80	2,558.40			
	26.08	27.04	27.86	29.12	30.05	30.80	31.36	31.98			
AUTO EQUIP MECH	59,917	61,899	63,965	66,324	67,972	69,266	70,664				
AEM	2,296.80	2,372.80	2,452.00	2,542.40	2,605.60	2,655.20	2,708.80				
	28.71	29.66	30.65	31.78	32.57	33.19	33.86				
AUTO EQUIP MECH SRT	59,165	61,127	63,297	65,614	67,242	68,619	69,997				
AMS	2,268.00	2,343.20	2,426.40	2,515.20	2,577.60	2,630.40	2,683.20				
	28.35	29.29	30.33	31.44	32.22	32.88	33.54				
AVIONICS TECHNIC 1	61,002	63,297	65,531	67,972	70,372	72,981	75,151	77,551	79,492	81,120	82,727
AT1	2,338.40	2,426.40	2,512.00	2,605.60	2,697.60	2,797.60	2,880.80	2,972.80	3,047.20	3,109.60	3,171.20
	29.23	30.33	31.40	32.57	33.72	34.97	36.01	37.16	38.09	38.87	39.64
AVIONICS TECHNIC 2	75,798	78,720	81,788	84,981	88,362	91,805	94,602	97,398	99,819	101,844	103,889
AT2	2,905.60	3,017.60	3,135.20	3,257.60	3,387.20	3,519.20	3,626.40	3,733.60	3,826.40	3,904.00	3,982.40
	36.32	37.72	39.19	40.72	42.34	43.99	45.33	46.67	47.83	48.80	49.78
BOAT MATE	45,141	46,644	48,167	49,732	51,256	53,030	54,365	55,409	56,536		
BMT	1,730.40	1,788.00	1,846.40	1,906.40	1,964.80	2,032.80	2,084.00	2,124.00	2,167.20		
	21.63	22.35	23.08	23.83	24.56	25.41	26.05	26.55	27.09		
BUILDING SER WRKR 1	40,091	41,280	42,553	43,889	45,287	46,769	47,937	48,835	49,837		
BW1	1,536.80	1,582.40	1,631.20	1,682.40	1,736.00	1,792.80	1,837.60	1,872.00	1,910.40		
	19.21	19.78	20.39	21.03	21.70	22.41	22.97	23.40	23.88		
BUILDING SER WRKR 2	41,280	42,553	43,889	45,287	46,769	48,501	49,670	50,734	51,736		
BW2	1,582.40	1,631.20	1,682.40	1,736.00	1,792.80	1,859.20	1,904.00	1,944.80	1,983.20		
	19.78	20.39	21.03	21.70	22.41	23.24	23.80	24.31	24.79		


 denotes 20 years


 denotes 25 years

Alternate formats available.

Effective 2026 03 21 through 2027 03 19

BUILDING SER WRKR 3 BW3	43,221 1,656.80 20.71	44,682 1,712.80 21.41	46,017 1,764.00 22.05	47,520 1,821.60 22.77	49,127 1,883.20 23.54	50,901 1,951.20 24.39	52,174 2,000.00 25.00	53,238 2,040.80 25.51	54,324 2,082.40 26.03
CAMP COOK 1 CA1	41,844 1,604.00 20.05	43,012 1,648.80 20.61	44,744 1,715.20 21.44	45,851 1,757.60 21.97	46,748 1,792.00 22.40	47,708 1,828.80 22.86			
CAMP COOK 2 CA2	46,017 1,764.00 22.05	47,562 1,823.20 22.79	49,127 1,883.20 23.54	50,337 1,929.60 24.12	51,318 1,967.20 24.59	52,320 2,005.60 25.07			
CASUAL NURSERY WRKR CNW	34,810 1,334.40 16.68	34,810 1,334.40 16.68	35,666 1,367.20 17.09	35,666 1,367.20 17.09	36,376 1,394.40 17.43				
CH POWER ENG 1ST C1E	99,047 3,796.80 47.46	102,866 3,943.20 49.29	106,852 4,096.00 51.20	111,005 4,255.20 53.19	114,261 4,380.00 54.75	117,788 4,515.20 56.44	120,752 4,628.80 57.86	123,152 4,720.80 59.01	125,593 4,814.40 60.18
CH POWER ENG 2ND CL C2E	93,955 3,601.60 45.02	97,398 3,733.60 46.67	100,988 3,871.20 48.39	104,953 4,023.20 50.29	108,105 4,144.00 51.80	110,818 4,248.00 53.10	113,009 4,332.00 54.15	115,263 4,418.40 55.23	
CH POWER ENG 3RD CL C3E	75,005 2,875.20 35.94	77,656 2,976.80 37.21	80,515 3,086.40 38.58	83,666 3,207.20 40.09	85,774 3,288.00 41.10	87,527 3,355.20 41.94	89,280 3,422.40 42.78		
CONSTRUCTION SPVR 1 CU1	67,826 2,600.00 32.50	70,205 2,691.20 33.64	72,835 2,792.00 34.90	75,569 2,896.80 36.21	78,470 3,008.00 37.60	80,411 3,082.40 38.53	81,955 3,141.60 39.27	83,604 3,204.80 40.06	
CONSTRUCTION SPVR 2 CU2	75,026 2,876.00 35.95	77,656 2,976.80 37.21	80,744 3,095.20 38.69	83,854 3,214.40 40.18	87,068 3,337.60 41.72	89,259 3,421.60 42.77	91,033 3,489.60 43.62	92,870 3,560.00 44.50	

 denotes 20 years


 denotes 25 years

Alternate formats available.

Effective 2026 03 21 through 2027 03 19

CONSTRUCTION WKR LH CLH	49,586 1,900.80 23.76	51,256 1,964.80 24.56	52,863 2,026.40 25.33	54,157 2,076.00 25.95	55,263 2,118.40 26.48	56,369 2,160.80 27.01						
CONSTRUCTION WORKER CWR	46,477 1,781.60 22.27	48,063 1,842.40 23.03	49,649 1,903.20 23.79	51,256 1,964.80 24.56	52,508 2,012.80 25.16	53,656 2,056.80 25.71	54,699 2,096.80 26.21					
COOK 1 CK1	46,581 1,785.60 22.32	47,854 1,834.40 22.93	49,023 1,879.20 23.49	50,358 1,930.40 24.13	52,007 1,993.60 24.92	53,531 2,052.00 25.65	54,845 2,102.40 26.28	55,972 2,145.60 26.82	57,099 2,188.80 27.36			
COOK 2 CK2	51,527 1,975.20 24.69	52,821 2,024.80 25.31	54,157 2,076.00 25.95	55,638 2,132.80 26.66	57,141 2,190.40 27.38	58,727 2,251.20 28.14	60,209 2,308.00 28.85	61,398 2,353.60 29.42	62,609 2,400.00 30.00			
COOK 3 CK3	55,263 2,118.40 26.48	56,703 2,173.60 27.17	58,164 2,229.60 27.87	59,708 2,288.80 28.61	61,273 2,348.80 29.36	62,922 2,412.00 30.15	64,487 2,472.00 30.90	65,802 2,522.40 31.53	67,117 2,572.80 32.16			
DEP CH POWER ENG 1ST DOE	88,904 3,408.00 42.60	92,285 3,537.60 44.22	95,896 3,676.00 45.95	99,381 3,809.60 47.62	102,345 3,923.20 49.04	104,870 4,020.00 50.25	106,998 4,101.60 51.27	109,148 4,184.00 52.30				
DEP CH POWER ENG 2ND D2E	73,670 2,824.00 35.30	76,320 2,925.60 36.57	79,096 3,032.00 37.90	82,059 3,145.60 39.32	84,104 3,224.00 40.30	85,816 3,289.60 41.12	87,548 3,356.00 41.95					
DEP CH POWER ENG 3RD D3E	73,482 2,816.80 35.21	75,965 2,912.00 36.40	78,762 3,019.20 37.74	81,684 3,131.20 39.14	83,708 3,208.80 40.11	85,398 3,273.60 40.92	87,110 3,339.20 41.74					
FACILITY MANAGER 1 FM1	45,851 1,757.60 21.97	47,353 1,815.20 22.69	50,191 1,924.00 24.05	51,861 1,988.00 24.85	53,447 2,048.80 25.61	55,242 2,117.60 26.47	57,162 2,191.20 27.39	58,957 2,260.00 28.25	60,668 2,325.60 29.07	62,191 2,384.00 29.80	63,464 2,432.80 30.41	64,717 2,480.80 31.01

 denotes 20 years

 denotes 25 years

Alternate formats available.

Effective 2026 03 21 through 2027 03 19

FACILITY MANAGER 2	53,447	55,242	57,162	59,124	61,023	63,464	65,322	67,242	68,911	70,310	71,729	
FM2	2,048.80	2,117.60	2,191.20	2,266.40	2,339.20	2,432.80	2,504.00	2,577.60	2,641.60	2,695.20	2,749.60	
	25.61	26.47	27.39	28.33	29.24	30.41	31.30	32.22	33.02	33.69	34.37	
FACILITY MANAGER 3	61,023	63,464	66,344	69,224	71,812	74,525	76,654	79,054	81,037	82,664	84,334	
FM3	2,339.20	2,432.80	2,543.20	2,653.60	2,752.80	2,856.80	2,938.40	3,030.40	3,106.40	3,168.80	3,232.80	
	29.24	30.41	31.79	33.17	34.41	35.71	36.73	37.88	38.83	39.61	40.41	
FACILITY MANAGER 4	69,934	72,501	75,235	78,094	82,310	85,544	88,821	91,492	94,289	96,647	98,630	100,571
FM4	2,680.80	2,779.20	2,884.00	2,993.60	3,155.20	3,279.20	3,404.80	3,507.20	3,614.40	3,704.80	3,780.80	3,855.20
	33.51	34.74	36.05	37.42	39.44	40.99	42.56	43.84	45.18	46.31	47.26	48.19
FIRE RANGER 1	40,508	41,447	42,804	43,847	44,765	45,663						
FR1	1,552.80	1,588.80	1,640.80	1,680.80	1,716.00	1,750.40						
	19.41	19.86	20.51	21.01	21.45	21.88						
FIRE RANGER 2	44,557	45,871	47,666	48,814	49,774	50,797						
FR2	1,708.00	1,758.40	1,827.20	1,871.20	1,908.00	1,947.20						
	21.35	21.98	22.84	23.39	23.85	24.34						
FIRE RANGER 3	46,915	48,313	49,837	51,068	52,091	53,113						
FR3	1,798.40	1,852.00	1,910.40	1,957.60	1,996.80	2,036.00						
	22.48	23.15	23.88	24.47	24.96	25.45						
FIRE RANGER 4	49,837	51,736	53,301	54,657	55,784	56,870						
FR4	1,910.40	1,983.20	2,043.20	2,095.20	2,138.40	2,180.00						
	23.88	24.79	25.54	26.19	26.73	27.25						
FOOD SERVICES SPVR	53,885	55,701	57,537	59,729	61,816	64,174	65,781	67,096	68,452			
CK5	2,065.60	2,135.20	2,205.60	2,289.60	2,369.60	2,460.00	2,521.60	2,572.00	2,624.00			
	25.82	26.69	27.57	28.62	29.62	30.75	31.52	32.15	32.80			
GARAGE WORKS SPVR	67,743	70,226	72,772	75,548	78,282	80,244	81,830	83,458				
GWS	2,596.80	2,692.00	2,789.60	2,896.00	3,000.80	3,076.00	3,136.80	3,199.20				
	32.46	33.65	34.87	36.20	37.51	38.45	39.21	39.99				

denotes 20 years


denotes 25 years

Alternate formats available.

**Effective 2026 03 21 through 2027 03 19**

GARDENER 1	45,141	46,644	48,167	49,732	51,256	53,030	54,365	55,409	56,536
GR1	1,730.40	1,788.00	1,846.40	1,906.40	1,964.80	2,032.80	2,084.00	2,124.00	2,167.20
	21.63	22.35	23.08	23.83	24.56	25.41	26.05	26.55	27.09
GARDENER 2	46,644	48,167	49,732	51,256	53,030	54,866	56,223	57,371	58,518
GR2	1,788.00	1,846.40	1,906.40	1,964.80	2,032.80	2,103.20	2,155.20	2,199.20	2,243.20
	22.35	23.08	23.83	24.56	25.41	26.29	26.94	27.49	28.04
GARDENER 3	49,732	51,256	53,030	54,866	56,765	58,706	60,188	61,377	62,588
GR3	1,906.40	1,964.80	2,032.80	2,103.20	2,176.00	2,250.40	2,307.20	2,352.80	2,399.20
	23.83	24.56	25.41	26.29	27.20	28.13	28.84	29.41	29.99
GARDENER 4	61,816	64,174	66,449	68,891	71,666	74,191	76,028	77,531	79,075
GR4	2,369.60	2,460.00	2,547.20	2,640.80	2,747.20	2,844.00	2,914.40	2,972.00	3,031.20
	29.62	30.75	31.84	33.01	34.34	35.55	36.43	37.15	37.89
HATCHERY ASSISTANT	42,553	43,889	45,183	46,331	47,207	48,146			
HA	1,631.20	1,682.40	1,732.00	1,776.00	1,809.60	1,845.60			
	20.39	21.03	21.65	22.20	22.62	23.07			
HATCHERY HELPER	41,280	42,553	43,638	44,473	45,350				
HH	1,582.40	1,631.20	1,672.80	1,704.80	1,738.40				
	19.78	20.39	20.91	21.31	21.73				
HIGHWYS EQUIP PAINT	46,644	48,167	49,732	51,256	53,030	54,866	56,223	57,371	58,518
HEP	1,788.00	1,846.40	1,906.40	1,964.80	2,032.80	2,103.20	2,155.20	2,199.20	2,243.20
	22.35	23.08	23.83	24.56	25.41	26.29	26.94	27.49	28.04
LABOURER/MAINT WRKR 1	42,365	43,722	45,391	46,518	47,437	48,417			
LAB/MW1	1,624.00	1,676.00	1,740.00	1,783.20	1,818.40	1,856.00			
	20.30	20.95	21.75	22.29	22.73	23.20			
MACHINIST	64,925	67,117	69,433	72,042	74,254	76,362	78,282	79,784	81,391
MC	2,488.80	2,572.80	2,661.60	2,761.60	2,846.40	2,927.20	3,000.80	3,058.40	3,120.00
	31.11	32.16	33.27	34.52	35.58	36.59	37.51	38.23	39.00

 denotes 20 years


 denotes 25 years

Alternate formats available.

Effective 2026 03 21 through 2027 03 19

MACHINIST SRT	67,117	69,433	72,042	74,630	76,946	79,242	81,204	82,790	84,438
SMC	2,572.80	2,661.60	2,761.60	2,860.80	2,949.60	3,037.60	3,112.80	3,173.60	3,236.80
	32.16	33.27	34.52	35.76	36.87	37.97	38.91	39.67	40.46
MAINT ASSISTANT	48,209	49,711	51,318	52,967	54,741	56,682	58,080	59,249	60,438
MAN	1,848.00	1,905.60	1,967.20	2,030.40	2,098.40	2,172.80	2,226.40	2,271.20	2,316.80
	23.10	23.82	24.59	25.38	26.23	27.16	27.83	28.39	28.96
MAINT TRADES 1 SRT	60,417	62,671	64,737	66,971	69,037	70,790	72,188	73,628	
SM1	2,316.00	2,402.40	2,481.60	2,567.20	2,646.40	2,713.60	2,767.20	2,822.40	
	28.95	30.03	31.02	32.09	33.08	33.92	34.59	35.28	
MAINT TRADES 2 SRT	64,737	66,971	69,433	71,979	74,233	76,070	77,572	79,117	
SM2	2,481.60	2,567.20	2,661.60	2,759.20	2,845.60	2,916.00	2,973.60	3,032.80	
	31.02	32.09	33.27	34.49	35.57	36.45	37.17	37.91	
MAINT TRADES 3 SRT	71,979	74,630	77,593	80,285	82,790	85,169	87,318	89,092	90,866
SM3	2,759.20	2,860.80	2,974.40	3,077.60	3,173.60	3,264.80	3,347.20	3,415.20	3,483.20
	34.49	35.76	37.18	38.47	39.67	40.81	41.84	42.69	43.54
MAINT TRADESPERSN 1	58,456	60,417	62,671	64,737	66,720	68,390	69,704	71,103	
MM1	2,240.80	2,316.00	2,402.40	2,481.60	2,557.60	2,621.60	2,672.00	2,725.60	
	28.01	28.95	30.03	31.02	31.97	32.77	33.40	34.07	
MAINT TRADESPERSN 2	62,671	64,737	66,971	69,433	71,666	73,482	74,797	76,320	
MM2	2,402.40	2,481.60	2,567.20	2,661.60	2,747.20	2,816.80	2,867.20	2,925.60	
	30.03	31.02	32.09	33.27	34.34	35.21	35.84	36.57	
MAINT TRADESPERSN 3	70,852	73,378	76,153	79,158	81,496	83,938	86,045	87,757	89,510
MM3	2,716.00	2,812.80	2,919.20	3,034.40	3,124.00	3,217.60	3,298.40	3,364.00	3,431.20
	33.95	35.16	36.49	37.93	39.05	40.22	41.23	42.05	42.89
MECH EQ MECH 2 SRT	67,117	69,433	72,042	74,630	76,946	79,242	81,204	82,790	84,438
M2S	2,572.80	2,661.60	2,761.60	2,860.80	2,949.60	3,037.60	3,112.80	3,173.60	3,236.80
	32.16	33.27	34.52	35.76	36.87	37.97	38.91	39.67	40.46

 denotes 20 years


 denotes 25 years

Alternate formats available.

Effective 2026 03 21 through 2027 03 19

MECH EQUIP MECH 1	56,598	58,456	60,480	62,525	64,383	66,261	67,931	69,245	70,644
ME1	2,169.60	2,240.80	2,318.40	2,396.80	2,468.00	2,540.00	2,604.00	2,654.40	2,708.00
	27.12	28.01	28.98	29.96	30.85	31.75	32.55	33.18	33.85
MECH EQUIP MECH 2	64,925	67,117	69,433	72,042	74,254	76,362	78,282	79,784	81,391
ME2	2,488.80	2,572.80	2,661.60	2,761.60	2,846.40	2,927.20	3,000.80	3,058.40	3,120.00
	31.11	32.16	33.27	34.52	35.58	36.59	37.51	38.23	39.00
MECH SUPERVISOR	67,555	69,934	72,501	75,214	78,094	81,016	83,040	84,668	86,358
MSR	2,589.60	2,680.80	2,779.20	2,883.20	2,993.60	3,105.60	3,183.20	3,245.60	3,310.40
	32.37	33.51	34.74	36.04	37.42	38.82	39.79	40.57	41.38
MECHANIC 1	52,424	54,052	55,826	57,830	59,729	61,231	62,484	63,715	
MH1	2,009.60	2,072.00	2,140.00	2,216.80	2,289.60	2,347.20	2,395.20	2,442.40	
	25.12	25.90	26.75	27.71	28.62	29.34	29.94	30.53	
MECHANIC 2	54,908	56,807	58,748	60,939	62,922	64,487	65,802	67,117	
MH2	2,104.80	2,177.60	2,252.00	2,336.00	2,412.00	2,472.00	2,522.40	2,572.80	
	26.31	27.22	28.15	29.20	30.15	30.90	31.53	32.16	
MOBILE SUPPORT SPVR	47,332	48,835	50,358	52,195	53,885	55,701	57,099	58,247	59,437
MPS	1,814.40	1,872.00	1,930.40	2,000.80	2,065.60	2,135.20	2,188.80	2,232.80	2,278.40
	22.68	23.40	24.13	25.01	25.82	26.69	27.36	27.91	28.48
OPERATOR 1/MAINT WRKR 2	45,851	46,894	48,063	48,960	49,962				
OR1/MW2	1,757.60	1,797.60	1,842.40	1,876.80	1,915.20				
	21.97	22.47	23.03	23.46	23.94				
OPERATOR 2/MAINT WRKR 2	48,376	49,419	50,651	51,527	52,550				
OR2/MW2	1,854.40	1,894.40	1,941.60	1,975.20	2,014.40				
	23.18	23.68	24.27	24.69	25.18				
OPERATOR 3/MAINT WRKR 3	51,819	52,842	54,136	55,242	56,348				
OR3/MW3	1,986.40	2,025.60	2,075.20	2,117.60	2,160.00				
	24.83	25.32	25.94	26.47	27.00				

 denotes 20 years


 denotes 25 years




Alternate formats available.

**Effective 2026 03 21 through 2027 03 19**

OPERATOR 4/MAINT WRKR 3	53,718	54,762	56,139	57,245	58,372				
OR4/MW3	2,059.20	2,099.20	2,152.00	2,194.40	2,237.60				
	25.74	26.24	26.90	27.43	27.97				
OPERATOR 5	55,784	56,932	58,372	59,520	60,710				
OR5	2,138.40	2,182.40	2,237.60	2,281.60	2,327.20				
	26.73	27.28	27.97	28.52	29.09				
PARK ATTENDANT 1	36,856	37,878	39,131	40,007	41,322	42,324	43,200	44,077	
KA1	1,412.80	1,452.00	1,500.00	1,533.60	1,584.00	1,622.40	1,656.00	1,689.60	
	17.66	18.15	18.75	19.17	19.80	20.28	20.70	21.12	
PARK ATTENDANT 2	39,131	40,007	41,322	42,553	43,826	44,932	45,830	46,727	
KA2	1,500.00	1,533.60	1,584.00	1,631.20	1,680.00	1,722.40	1,756.80	1,791.20	
	18.75	19.17	19.80	20.39	21.00	21.53	21.96	22.39	
PARK ATTENDANT 3	42,553	43,826	45,204	46,706	48,104	49,336	50,337	51,360	
KA3	1,631.20	1,680.00	1,732.80	1,790.40	1,844.00	1,891.20	1,929.60	1,968.80	
	20.39	21.00	21.66	22.38	23.05	23.64	24.12	24.61	
PARK ATTENDANT 4	45,204	46,706	48,104	49,941	51,527	52,842	53,885	54,971	
KA4	1,732.80	1,790.40	1,844.00	1,914.40	1,975.20	2,025.60	2,065.60	2,107.20	
	21.66	22.38	23.05	23.93	24.69	25.32	25.82	26.34	
PARK WORKS SPVR 1	48,188	49,774	51,360	53,030	54,824	56,724	58,122	59,291	60,480
PK1	1,847.20	1,908.00	1,968.80	2,032.80	2,101.60	2,174.40	2,228.00	2,272.80	2,318.40
	23.09	23.85	24.61	25.41	26.27	27.18	27.85	28.41	28.98
PARK WORKS SPVR 2	49,774	51,360	53,030	54,824	56,724	58,644	60,104	61,336	62,546
PK2	1,908.00	1,968.80	2,032.80	2,101.60	2,174.40	2,248.00	2,304.00	2,351.20	2,397.60
	23.85	24.61	25.41	26.27	27.18	28.10	28.80	29.39	29.97
PARK WORKS SPVR 3	52,904	54,616	56,431	58,435	60,397	62,588	64,174	65,405	66,699
PK3	2,028.00	2,093.60	2,163.20	2,240.00	2,315.20	2,399.20	2,460.00	2,507.20	2,556.80
	25.35	26.17	27.04	28.00	28.94	29.99	30.75	31.34	31.96



 denotes 20 years

 denotes 25 years

Alternate formats available.

**Effective 2026 03 21 through 2027 03 19**


POWER ENG 1ST CL PL O1E	85,941 3,294.40 41.18	88,884 3,407.20 42.59	92,223 3,535.20 44.19	95,875 3,675.20 45.94	98,651 3,781.60 47.27	101,092 3,875.20 48.44	103,179 3,955.20 49.44	105,245 4,034.40 50.43	
POWER ENG 2ND CL PL O2E	76,174 2,920.00 36.50	79,012 3,028.80 37.86	81,830 3,136.80 39.21	84,918 3,255.20 40.69	87,005 3,335.20 41.69	88,758 3,402.40 42.53	90,532 3,470.40 43.38		
POWER ENG 3RD CL PL O3E	65,844 2,524.00 31.55	68,118 2,611.20 32.64	70,414 2,699.20 33.74	73,085 2,801.60 35.02	74,943 2,872.80 35.91	76,424 2,929.60 36.62	77,948 2,988.00 37.35		
POWER ENG 5TH CL O5E	52,153 1,999.20 24.99	53,864 2,064.80 25.81	55,451 2,125.60 26.57	57,371 2,199.20 27.49	58,811 2,254.40 28.18	60,000 2,300.00 28.75	61,190 2,345.60 29.32		
PROJECT WORKS SPVR PWS	55,388 2,123.20 26.54	57,412 2,200.80 27.51	59,624 2,285.60 28.57	61,524 2,358.40 29.48	63,068 2,417.60 30.22	64,362 2,467.20 30.84	65,656 2,516.80 31.46		
RADIO TECHNICIAN 1 RT1	50,358 1,930.40 24.13	52,195 2,000.80 25.01	53,885 2,065.60 25.82	55,701 2,135.20 26.69	57,537 2,205.60 27.57	59,729 2,289.60 28.62	61,231 2,347.20 29.34	62,484 2,395.20 29.94	63,715 2,442.40 30.53
RADIO TECHNICIAN 2 RT2	56,765 2,176.00 27.20	58,706 2,250.40 28.13	60,668 2,325.60 29.07	63,005 2,415.20 30.19	65,238 2,500.80 31.26	67,722 2,596.00 32.45	69,391 2,660.00 33.25	70,769 2,712.80 33.91	72,188 2,767.20 34.59
RADIO TECHNICIAN 3 RT3	59,729 2,289.60 28.62	61,816 2,369.60 29.62	64,174 2,460.00 30.75	66,449 2,547.20 31.84	68,891 2,640.80 33.01	71,666 2,747.20 34.34	73,482 2,816.80 35.21	74,797 2,867.20 35.84	76,320 2,925.60 36.57
SECURITY OFFICER 1 BG	44,515 1,706.40 21.33	45,830 1,756.80 21.96	47,249 1,811.20 22.64	48,751 1,868.80 23.36	50,317 1,928.80 24.11	51,840 1,987.20 24.84	53,134 2,036.80 25.46	54,198 2,077.60 25.97	55,284 2,119.20 26.49

 denotes 20 years  
 denotes 25 years

Alternate formats available.

**Effective 2026 03 21 through 2027 03 19**

SECURITY OFFICER 2 HGG	47,771 1,831.20 22.89	49,273 1,888.80 23.61	50,859 1,949.60 24.37	52,466 2,011.20 25.14	54,157 2,076.00 25.95	55,951 2,144.80 26.81	57,329 2,197.60 27.47	58,477 2,241.60 28.02	59,645 2,286.40 28.58
SERVICE WORKER 1 SK1	40,028 1,534.40 19.18	41,113 1,576.00 19.70	42,261 1,620.00 20.25	43,430 1,664.80 20.81	44,598 1,709.60 21.37	45,725 1,752.80 21.91	46,581 1,785.60 22.32	47,499 1,820.80 22.76	
SERVICE WORKER 2 SK2	46,331 1,776.00 22.20	47,562 1,823.20 22.79	48,793 1,870.40 23.38	50,233 1,925.60 24.07	51,611 1,978.40 24.73	53,009 2,032.00 25.40	54,344 2,083.20 26.04	55,388 2,123.20 26.54	56,515 2,166.40 27.08
SERVICE WORKER 3 SK3	48,522 1,860.00 23.25	49,670 1,904.00 23.80	51,339 1,968.00 24.60	52,884 2,027.20 25.34	54,511 2,089.60 26.12	56,139 2,152.00 26.90	57,558 2,206.40 27.58	58,727 2,251.20 28.14	59,896 2,296.00 28.70
SERVICE WORKER 4 SK4	50,630 1,940.80 24.26	52,153 1,999.20 24.99	53,844 2,064.00 25.80	55,492 2,127.20 26.59	57,412 2,200.80 27.51	59,395 2,276.80 28.46	60,897 2,334.40 29.18	62,066 2,379.20 29.74	63,297 2,426.40 30.33
SIGNALS TECH 1 SG1	74,254 2,846.40 35.58	76,863 2,946.40 36.83	79,701 3,055.20 38.19	82,915 3,178.40 39.73	85,002 3,258.40 40.73	86,692 3,323.20 41.54	88,424 3,389.60 42.37		
SIGNALS TECH 2 SG2	76,863 2,946.40 36.83	79,701 3,055.20 38.19	82,915 3,178.40 39.73	85,837 3,290.40 41.13	87,965 3,372.00 42.15	89,718 3,439.20 42.99	91,513 3,508.00 43.85		
SPVRING MECHANIC SVM	57,537 2,205.60 27.57	59,729 2,289.60 28.62	61,816 2,369.60 29.62	64,174 2,460.00 30.75	65,781 2,521.60 31.52	67,096 2,572.00 32.15	68,452 2,624.00 32.80		
TRADES HELPER TRH	44,223 1,695.20 21.19	45,684 1,751.20 21.89	47,186 1,808.80 22.61	48,647 1,864.80 23.31	50,191 1,924.00 24.05	51,840 1,987.20 24.84	53,134 2,036.80 25.46	54,157 2,076.00 25.95	55,242 2,117.60 26.47


 denotes 20 years


 denotes 25 years

Alternate formats available.

Effective 2026 03 21 through 2027 03 19

TRADES HELPER LH	45,684	47,186	48,647	50,191	51,840	53,739	55,096	56,160	57,308
TRL	1,751.20	1,808.80	1,864.80	1,924.00	1,987.20	2,060.00	2,112.00	2,152.80	2,196.80
	21.89	22.61	23.31	24.05	24.84	25.75	26.40	26.91	27.46
WELDER	64,925	67,117	69,433	72,042	74,254	76,362	78,282	79,784	81,391
WL	2,488.80	2,572.80	2,661.60	2,761.60	2,846.40	2,927.20	3,000.80	3,058.40	3,120.00
	31.11	32.16	33.27	34.52	35.58	36.59	37.51	38.23	39.00
WELDER SRT	64,091	66,365	68,786	71,332	73,482	75,673	77,551	79,096	80,682
SWL	2,456.80	2,544.00	2,636.80	2,734.40	2,816.80	2,900.80	2,972.80	3,032.00	3,092.80
	30.71	31.80	32.96	34.18	35.21	36.26	37.16	37.90	38.66
WORKS SPVR	56,995	59,019	61,398	63,694	65,280	66,574	67,910		
WKS	2,184.80	2,262.40	2,353.60	2,441.60	2,502.40	2,552.00	2,603.20		
	27.31	28.28	29.42	30.52	31.28	31.90	32.54		
WORKS SUPT 1	54,866	56,765	58,706	60,668	63,005	65,238	66,887	68,202	69,579
WT1	2,103.20	2,176.00	2,250.40	2,325.60	2,415.20	2,500.80	2,564.00	2,614.40	2,667.20
	26.29	27.20	28.13	29.07	30.19	31.26	32.05	32.68	33.34
WORKS SUPT 2	58,706	60,668	63,005	65,238	67,722	70,226	71,979	73,503	74,964
WT2	2,250.40	2,325.60	2,415.20	2,500.80	2,596.00	2,692.00	2,759.20	2,817.60	2,873.60
	28.13	29.07	30.19	31.26	32.45	33.65	34.49	35.22	35.92
WR SUPERVISOR	59,645	61,670	63,777	66,198	68,536	70,226	71,645	73,085	
WRS	2,286.40	2,364.00	2,444.80	2,537.60	2,627.20	2,692.00	2,746.40	2,801.60	
	28.58	29.55	30.56	31.72	32.84	33.65	34.33	35.02	

 denotes 20 years

 denotes 25 years